

90 YEARS' EXCELLENCE

DURITE

- EST. 1936 -

QUALITY
FIRST



2026

durite.co.uk

- ✓ OUTSTANDING CUSTOMER SERVICE
- ✓ SPEEDY NEXT DAY DELIVERY
- ✓ QUALITY ASSURED PRODUCTS

CCTV KITS & VEHICLE SAFETY
LIGHTING
SWITCHES & INDICATORS
CABLE & WIRING
POWER INVERTERS
EQUIPMENT & ACCESSORIES
RELAYS & FLASHER UNITS
BATTERY MAINTENANCE
WORKSHOP & TEST EQUIPMENT



SCAN NOW
TO EXPLORE THE
RANGE ONLINE

THE TRUSTED QUALITY
BRAND FOR PROFESSIONALS

WE ARE CELEBRATING...

This milestone has been made possible by **you, our valued customers.** Thank you for being an integral part of our continued success.

90 YEARS' EXCELLENCE

DURITE

- EST. 1936 -

QUALITY
FIRST

Durite is the UK's leading brand in Vehicle Safety, Lighting, and auto electrical parts, servicing the UK Transport industry, end-user fleets & manufacturers.

For 90 years, Durite has built an impeccable reputation supplying high quality parts to the commercial vehicle market.

From our All-in-One FORS and DVS Compliant Kits to the 1000s of reliable core components that keep your vehicles going, we will always have the perfect solution for you, your fleet and your business.

Durite are a FORS Associate and members of SMMT, RHA, Logistics UK, Cold Chain Federation, CEA and AVI with ISO9001:2015 certification.



**"THE TRUSTED QUALITY
BRAND FOR PROFESSIONALS"**



THE DURITE QUALITY

From our accreditations to our team members who sample and check our products, you can rely on Durite's quality assurance which is central to our reputation.



CUSTOMER SERVICE

We pride ourselves on outstanding customer service at every contact level with Durite. Our team embodies a wealth of experience and in-depth knowledge. Contact us info@durite.co.uk.



OUR OPERATIONS

Product availability and reliability of delivery are vital to our customers. That's why we offer next day delivery as standard. Order what you want, when you want on www.durite.co.uk.

DURITE IS A CLARIENCE TECHNOLOGIES COMPANY

Clarience Technologies is a leading global provider of visibility and safety technologies for transportation, headquartered in Southfield, United States. Born from a collection of premium brands each with a long track record of innovation, its solutions include vehicle lighting, camera and vision systems, telematics and safety solutions that protect our world and our livelihoods by keeping people, assets and businesses safe, secure and productive.

For more information, visit www.clariencetechnologies.com.

ClarienceTM
TECHNOLOGIES

CONTENTS

CCTV KITS & VEHICLE SAFETY

Low Bridge Detection • Compliance - DVS & FORS • DVR Kits • Durite Live • AI Technology • Dash Cams • CCTV Monitoring Kits • Blind Spot Systems • Telematics • Back Up Alarms • Buzzers • Mirrors • DVRs • Cameras • Monitors • Accessories



7

LIGHTING

Warning Lights • Light Bars • Beacons • Work Lamps • Interior/Exterior Lights • Labcraft Interior Lamps • Rear Combination Lights • Single Function Vehicle Lights • Marker Lamps • Headlamps • Number Plate Lamps • Reflectors • Bulbs



51

SWITCHES & INDICATORS

Ignition Switches • Battery Isolators • Dashboard Switches • Rotary Switches • Push Button Switches • Push • Pull Switches • Door & Foot Switches • Push Button Controls



119

CABLE & WIRING ACCESSORIES

Cable • Connectors • Terminals • Multiple Connectors • Terminal Boxes • Tubing & Sleeving • Fixings & Accessories • Power Transfer • Fuses • Circuit Breakers • Fuse Holders & Boxes • Wiring Assortment Boxes



141

POWER CONVERSION

Modified Wave Inverters • Sine Wave Inverters • Voltage Converters



211

EQUIPMENT & ACCESSORIES

Split Charging • Power Plugs & Sockets • Trailer Plugs • Gauges • Retractable Cables • Wiper Equipment • Horns • Fans • Aerials • Oil & Fuel Pumps



223

RELAYS & FLASHER UNITS

Programmable Timer Relays • Make & Break Relays • Change-Over Relays • Aftermarket Range of Relays • Flasher Units • Sockets • Relay Boxes • Solenoids



255

BATTERY CHARGERS & MAINTENANCE

Booster Packs • Battery Chargers • Battery Testers • Battery Maintenance Equipment



271

WORKSHOP TOOLS & TEST EQUIPMENT

Inspection Lamps • Wiring Tools • Test Equipment • Soldering • Workshop Power



281

FEATURED & LATEST ADDITIONS

LOW BRIDGE DETECTION SYSTEM

- ✓ AI Integrated Smart Camera
- ✓ R-Watch display - Visual & audible alerts to warn drivers of any low bridges ahead
- ✓ High accuracy 10Hz GPS low bridge locator - using the UK's low bridge database to accurately identify the location of low bridges



PROTECT YOUR FLEET FROM COSTLY BRIDGE STRIKES

See page 8 for more information.

COMPLIANT VEHICLE SAFETY KITS

We offer "All-in-One" solutions that meet all applicable safety standards.

- ✓ E-Marked
- ✓ Installation services available
- ✓ Come with a 2-year warranty



See page 9 for more information.

AI TECHNOLOGY

Actively alerts drivers reducing the risk of collisions with vulnerable road users (VRU).

- ✓ VRU detection technology
- ✓ Safer driving & driver monitoring
- ✓ Advanced Driver Assistance Systems (ADAS)

The latest smart AI technology, now available to suit your needs; BSIS, MOIS, Reversing cameras, Wireless systems, Dash cameras & 360° camera systems.



See pages 14-17 for more information.

FEATURED & LATEST ADDITIONS

CCTV KITS & VEHICLE SAFETY



Low Bridge Detection Systems
0-870-63/64 | page 8 ▶



All-In-One Compliant Kits
page 9 ▶



Wireless AI Integrated SD Card DVR Kit
4-776-21 | page 14 ▶



AI Blindspot Detection Systems (MOIS/BSIS)
0-870-58 | page 14 ▶



VRU AI Camera Kit
0-870-03 | page 17 ▶



4K Dash Cameras
4-775-53/44 | page 19 ▶



11" 2-Channel Mirror Monitor Kits
4-775-06/05 | page 23 ▶



Wireless Blind Spot Detection Radar
0-870-01 | page 27 ▶



CANBUS Adaptor
4-775-00 | page 27 ▶



6-Channel DVRs with Alarm Cable & Easy Check Unit
0-875-88/89 | page 33 ▶



Spare HDD SSD Caddy
4-776-90 | page 33 ▶



GPS Serial Cable for 4-876-68
4-876-70 | page 34 ▶



NTSC Format 1080p AHD Rear Camera
0-775-16ANTSC
page 37 ▶



1080p Flat Base Rear Camera
4-774-40 | page 37 ▶



1080p Peugeot Expert Brake Light Camera
0-099-23 | page 39 ▶



11" 2-Channel Mirror Monitor
4-775-04 | page 41 ▶



1080p Wireless AI Camera
4-776-22 | page 43 ▶



Wireless AI Monitor with SD CARD DVR
4-776-23 | page 44 ▶



3-Bolt 360° CCTV Bracket - 11mm Slider
4-776-95 | page 45 ▶



MAN, TGE, VW Crafter Adaptor
0-775-83 | page 46 ▶



Ford Sync Infotainment System Connecting Lead
0-775-95 | page 47 ▶



Low Voltage Stabiliser for PWM
4-776-09 | page 47 ▶



Integral M.2 SSD Drives
page 48 ▶

CELEBRATING 90 YEARS' EXCELLENCE

This milestone has been made possible by you, our valued customers. Thank you for being an integral part of our continued success.



FEATURED & LATEST ADDITIONS

LED WARNING LAMP FEATURING HINVII™ TECHNOLOGY

- ✓ 6 x 3W Amber LEDs
- ✓ 6 x 405Nm HINVII™ LEDs
- ✓ 69 programmable flash patterns
- ✓ Protected to IP67/IP69K
- ✓ E-Marked R10 EMC, RoHS



CLARITY IN THE DARK, CONFIDENCE IN THE FIELD

See page 52 for more information.

LIGHTING



LED Warning Lamp featuring HINVII™ Technology
0-442-41 | page 52 ▶



High Intensity R65 Warning Lights
0-441-16/17/18
page 54 ▶



R65 Grille Mount Warning Light
E-ED5050A | page 55 ▶



R65 19mm Round LED Lamps
0-441-46/47/48/49
page 59 ▶



R65 Class 2 1ft Light Bars
0-443-57/58 | page 62 ▶



Energy Efficient White Work Lamps
0-421-81/82/83/84
page 73 ▶



Compact Rectangular LED Work Lamps
0-421-71/72 | page 75 ▶



Work Lamp with Red/Amber Position Lamp
0-421-63 | page 77 ▶



45W LED Work Lamps with Amber Warning
0-420-59/58 | page 78 ▶



LED Work Lamp with Amber Warning
0-421-64 | page 78 ▶



LED Heavy-Duty Work Lamp with 95 CRI
0-421-33 | page 79 ▶



108W Anti-Glare LED Work Lamp
0-421-09 | page 79 ▶



Driving Lamps with Position & Warning
0-537-56/57 | page 85 ▶



LED Rear Combination Lamp
0-421-18 | page 100 ▶



**3-YEAR WARRANTY ON ALL LED LIGHTING PRODUCTS.
CHECK OUT OUR FULL RANGE ON PAGES 52-118**

FEATURED & LATEST ADDITIONS

MINI BOOSTER PACKS

- ✓ Compatible with both petrol & diesel vehicles
- ✓ Up to 16,000mAh battery capacity
- ✓ 12V vehicles up to 7L
- ✓ Peak current up to 2500A

See pages 273 for more information.

- ✓ 24V options available, up to 56,000mAh

See pages 272–273 for more information.



BATTERY & MAINTENANCE



12V 8000mAh Mini Booster Pack
0-649-23 | page 273 ▶



12V 16000mAh Booster Pack
0-649-29 | page 273 ▶

POWER CONVERSION



500W 12V Modified Wave Inverter
0-856-06 | page 212 ▶



1500W 24V Modified Wave Inverter
0-856-67 | page 212 ▶

EQUIPMENT & ACCESSORIES



USB Extension With Panel Cable
0-875-99 | page 228 ▶



USB 2-Port Socket QC 3.0 USB-C x 2
0-601-21 | page 229 ▶



USB 2-Port Socket USB-A USB-C
0-601-20 | page 229 ▶

WORKSHOP TOOLS & EQUIPMENT



Rechargeable Under Bonnet Lamp
0-542-03 | page 282 ▶



Air Compressor with Power bank & Torch
0-674-10 | page 285 ▶



USB Sockets 1 x USB-A and 1 x USB-C
0-601-17 | page 229 ▶



2W COB LED Light with UV Light
0-699-57 | page 285 ▶



HDSCS Crimp Tool
0-703-70 | page 286 ▶



USB Sockets 2 x USB-A
0-601-22 | page 229 ▶

CABLE & WIRING



Blank seals - 2.8mm & 1.5mm
page 174 ▶



Superseal Connector Kit
0-011-70 | page 208 ▶



Delphi Connector Kit
0-011-80 | page 208 ▶


DURITE WEBSITE

Find the perfect camera safety solution for your fleet with our easy-to-use kit selector.


Keep up to date with the latest industry & regulatory news.



SCAN ME TO VISIT
DURITE.CO.UK



**“ORDER WHAT YOU WANT, WHEN YOU WANT
WITH OUR MOBILE FRIENDLY WEBSITE”**



Benefit from...



- ✓ Easy ordering
- ✓ Online invoices & Order tracking
- ✓ View new products & latest promotions
- ✓ Technical data & leaflets
- ✓ Blogs; expert advice & industry updates

www.durite.co.uk

Follow us & sign up for our E-News to receive expert advice on products, regulations, industry trends & the latest video content showcasing Durite products.

**FOLLOW US @DURITELIMITED
& SIGN UP TO OUR E-NEWS**



01

CCTV KITS & VEHICLE SAFETY



THE HIGHEST QUALITY PRODUCTS & LATEST TECHNOLOGY TO FIT YOUR FLEET, YOUR BUSINESS.

LOW BRIDGE DETECTION.....	8
COMPLIANCE - DVS & FORS	9
DVR KITS	10
DURITE LIVE & INTEGRATED DVRS.....	12
AI TECHNOLOGY - 360° & DASH CAMS.....	14
CCTV MONITORING KITS.....	20
BLIND SPOT SYSTEMS.....	26
TELEMATICS	28
BACK UP ALARMS & BUZZERS	29
MIRRORS	32
DVRS	33
CAMERAS.....	35
MONITORS.....	40
ACCESSORIES.....	45

LOW BRIDGE DETECTION SYSTEM

DURITE LOW BRIDGE DETECTION SYSTEM: SAFEGUARDING YOUR FLEET WITH SMART AI TECHNOLOGY

NEW

Powered by AI, GPS precision, the UK Low Bridge Database and your vehicle's trailer and cargo height, the system gives drivers instant, accurate alerts.



PROTECT YOUR FLEET FROM COSTLY BRIDGE STRIKES

- A dual-layer protection system that uses **GPS to detect low bridges** up to 200m ahead and an **AI smart camera** to accurately identify height-limit signs
- **R-Watch display** - combining both visual & audible alerts to warn drivers of any low bridges ahead
- **High accuracy 10Hz GPS low bridge locator** - using the UK's low bridge database to accurately identify the location of low bridges
- **Quick HGV & Trailer height detection adjustment** with the height adjustment keypad to amend the height of your vehicle

KEY FEATURES

- AI integrated smart camera
- Full HD - 2688 x 1520px
- Detects up to 50M away
- Ultra low working illumination
- High accuracy 10Hz GPS
- Built-in microphone and speaker
- L 126 x W 78 x H 48.6mm
- E-Marked R10

PART NO.	DESCRIPTION	QTY
0-870-63	Low Bridge Detection System to plug into existing DVR	1
0-870-64	Standalone Low Bridge Detection System	1
0-870-66	HGV & Trailer height detection adjustment keypad	1

Low bridge detection systems are supplied with R-Watch display, high accuracy GPS aerial and cabling.

For spare components go to related items tab for 0-870-63 & 0-870-64 on our website



DID YOU KNOW?

Proven negligence, like ignoring warnings or not checking height — can result in fines, legal action, or loss of an operator's licence.

DID YOU KNOW?

If a commercial vehicle strikes a bridge, the driver or fleet operator may be liable for repair costs, disruption, and related losses. Claims can be made for up to **six years** under the Limitation Act 1980.



BRIDGE STRIKES CAN SERIOUSLY IMPACT FLEET SAFETY, OPERATIONS, AND COSTS.



CCTV KITS & VEHICLE SAFETY COMPLIANCE DVS & FORS

Durite are a FORS Associate, bringing you the latest technology and highest quality components in vehicle safety.

COMPLIANT SAFETY KITS

ALL-IN-ONE SAFETY KITS

COMPLY WITH FORS & DVS, RECORD & LIVE STREAM



- Comes with 2-year warranty
- Installation services are also available
- E-Marked, meets ECE-R159 & ECE-R151 requirement



Comply & Record	4-774-72
Comply, Record & Live Stream*	4-774-73

- 🔧 Retractable cable for Artics, part no. 0-776-95
- 🔧 Require an additional camera? See pages 35–39.

*24-month subscription required to access the Durite Live portal (0-876-99).

SSD
Solid state drive

HD
Full HD Resolution

AI
AI technology

COMPLY WITH DVS

Comply with DVS (PSS)	4-774-50
Left Hand Drive DVS (PSS) Kit	4-774-60

- 🔧 Contact us for bespoke requirements.



COMPLY WITH FORS & DVS

	PART NO.
Kit for Rigid > 7.5T	4-774-34
Kit for Artics & small trucks	4-774-35



- 🔧 Still unsure? Contact us for more information.

DVR KITS

Enjoy consistent efficiency and device longevity with the latest Solid State Drive (SSD) technology in our DVR Kits

Encourage better driver behaviour, reduce risk of accidents and help lower insurance premiums. Choose our 4G DVRs for live streaming vehicle cameras & monitoring vehicle location from any device. Record high-quality videos and play back anytime.



1TB & 2TB SSD capacity



Password protection & Lock cover



Options include; GPS, G-Force, WiFi for Data download & 4G for Live Streaming

HIGH DEFINITION SOLID STATE DRIVE DVR KIT



SSD

Solid state drive

1080p

Full HD Resolution



Top picks for EVs

DURITE BEST-IN-CLASS HIGH DEFINITION DVR KIT PROVIDES THE DRIVER WITH BETTER VISIBILITY ALL ROUND, AND CAPTURES CRYSTAL-CLEAR EVIDENCE.

- Allows drivers to reverse and manoeuvre more safely
- Prevents accidents, personal injury and saves lives
- Prevents vehicle and property damage

- 6-channel DVR for up to 6 cameras - 4 x AHD, 2 x IPC
- G-force sensor & GPS
- Supplied with 1TB SSD

Durite high definition DVR & CCTV kit includes a HD DVR with 1TB solid state drive, 1 x 7" monitor, 1 x rear view HD camera, 1 x forward-facing HD camera, 2 x side HD cameras, 1 x 10m and 4 x 5m leads.



Vibration-resistant design



Comes with 2-yr warranty

PART NO.	DESCRIPTION	QTY
4-876-00	4-Camera SSD DVR Kit	1

DVR will accept up to 1 x 2TB solid state drive.



CONSISTENT EFFICIENCY & DEVICE LONGEVITY WITH THE LATEST SSD TECHNOLOGY. Durite DVR Kits come with Solid State Drive (SSD) as standard.





**WE WILL COME TO YOU!
INSTALLATION ANYWHERE IN THE UK.**



CONTACT US TODAY

*Here at Durite, not only do we supply best-in-class Vehicle Safety Equipment with type approvals and extended warranty, we also work with **Approved Installers** nationwide to ensure the installation is carried out to the highest standard.*

HIGH DEFINITION SOLID STATE DRIVE DVR KITS

Durite high definition 8-channel DVR kit includes a DVR with 1TB solid state drive, 1 x 7" monitor, 1 x forward-facing HD camera, 1 (or 2) x rear HD camera, 2 x side HD cameras, 1 (or 2) x 20m and 3 (or 4) x 5m leads.

- 8-channel DVR for up to 8 cameras
- G-force sensor & GPS
- Supplied with 1TB SSD

Kit will accept 2 x 2TB solid state drive max.

PART NO.	DESCRIPTION	QTY
0-775-86A	1080p HD 8-ch DVR & 5 cameras	1
0-774-02A	1080p Full HD 8-ch DVR & 4 cameras	1



Full HD Resolution



Solid State Drive



8 channels



ADDITIONAL CAMERAS?
See pages 35-39.

SD CARD DVR KIT

Durite DVR & CCTV Kit includes a 4-channel DVR, 1 x 7" monitor, 1 x rear view camera, 1 x forward-facing camera (0-775-24), 2 x side cameras, 1 x 20m and 4 x 5m leads and comes with 1 x 32GB SD card.

- Infrared cameras for day & night vision
- Records on up to 2 x 128GB SD cards (1 x 32GB included)

PART NO.	DESCRIPTION	QTY
0-775-36A	1080p SD DVR & 4 Cameras	1



Top pick for EVs



SD Card



4 cameras



CONSISTENT EFFICIENCY & DEVICE LONGEVITY WITH THE LATEST SSD TECHNOLOGY. Durite DVR Kits come with Solid State Drive (SSD) as standard.



4G LIVE STREAMING DVR KIT

4G 1080P HIGH DEFINITION SOLID STATE DRIVE DVR KIT



Top picks for EVs



Live Streaming



Solid state drive



Full HD Resolution

4G TECHNOLOGY ALLOWS YOU TO REMOTELY LIVE STREAM VIDEOS, ACCESS FLEET DATA & REPORTS FROM ANY DEVICE.

- Follow your fleet on a map
- Get real-time notifications in case of an incident
- Receive alerts if a camera is covered or down
- Record high definition footage
- Download & schedule reports

- 6-channel DVR for up to 6 cameras - 4 x AHD, 2 x IPC
- G-force sensor & GPS
- Supplied with 1TB SSD

Durite high definition 4G DVR Kit with Durite Live include; 1 x 4G DVR with 1TB solid state drive, 1 x 7" monitor, 1 x forward-facing HD camera, 1 x rear HD camera, 2 x side HD cameras, 1 x 20m and 4 x 5m leads.



4G live stream multiple vehicles



Real-time GPS tracking. Follow your fleet on a map



Hosted on Durite secure cloud

PART NO.	DESCRIPTION	QTY
4-876-01	4G Live Streaming 4-Camera SSD DVR Kit	1

DVR will accept up to 1 x 2TB solid state drive.

*24-month subscription required to access the Durite Live portal (0-876-99).



ADDITIONAL CAMERAS?

See pages 35-39.



CONSISTENT EFFICIENCY & DEVICE LONGEVITY WITH THE LATEST SSD TECHNOLOGY. Durite DVR Kits come with Solid State Drive (SSD) as standard.



INTEGRATED CCTV & DVR KITS

Durite integrated DVR CCTV kits are an all-in-one camera monitoring and recording solution. With no separate DVR box they are easy to install. Record straight onto the monitor, saving time and money.

7" 4-CHANNEL 1080P FHD CCTV KIT WITH INTEGRATED SSD DVR

12/24V

- Records onto 480GB Solid State Drive
- Additional storage capacity 1 x SD card up to 256GB (Supplied with 1 x 32GB SD card)
- GPS & G-force sensor
- Waterproof camera (IP68) and monitor (IP65)
- 7" touchscreen monitor
- 6G anti-vibration protection
- Inputs for up to 4 cameras



Built-in DVR



Password protected & built-in lock



Top pick for EVs

PART NO.	DESCRIPTION	QTY
0-774-03A	7" monitor with built-in DVR + 4 cameras	1



LOOKING FOR A LARGER SD CARD?

See page 48 for 64GB, 128GB & 256GB SD cards.



9" 6-CHANNEL 1080P FHD CCTV KIT WITH INTEGRATED SSD DVR

12/24V

- Records onto 480GB Solid State Drive
- Additional storage capacity 2 x SD cards up to 256GB each (Supplied with 1 x 32GB SD card)
- GPS & G-force sensor
- Waterproof camera (IP68) and monitor (IP65)
- 9" touchscreen monitor
- 6G anti-vibration protection
- Inputs for up to 6 cameras



Built-in DVR



Password protected & built-in lock

PART NO.	DESCRIPTION	QTY
0-774-00A	9" monitor with built-in DVR + 4 cameras	1
0-774-01A	9" monitor with built-in DVR + 1 camera	1

9" monitors are recommended by FORS.



**WE WILL COME TO YOU!
INSTALLATION ANYWHERE IN THE UK.**



AI TECHNOLOGY

SMART LEARNING CAMERA SYSTEMS TO KEEP YOU SAFER ON THE ROADS

Protect drivers and vulnerable road users. By combining advanced sensors, real-time data processing, and intelligent algorithms, AI-powered safety systems go beyond traditional electronics to anticipate risks and respond faster than human reaction times.

7" WIRELESS 4-CHANNEL 1080P HD CCTV KIT WITH AI & INTEGRATED SD CARD DVR



AI technology

12/24V



1080p AHD Wireless Monitor & Camera System with AI and Integrated SD Card DVR

- Detects pedestrians and cyclists in blind spots up to 16m
- Records onto a SD card up to 256GB (SD card not included)
- Wireless range 100m
- G-force sensor
- Camera protected to IP69K
- Inputs for up to 4 cameras
- E-Marked ECE R10, CE, UKCA



PART NO.	DESCRIPTION	QTY
4-776-21	AI Wireless CCTV kit with built-in DVR	1

BSIS & MOIS AI BLIND SPOT DETECTION SYSTEM



AI technology



COMPLETELY ELIMINATE BLIND SPOTS WITH ACTIVE AI TECHNOLOGY



This Blind Spot Information System (BSIS) and Moving Off Information System (MOIS) system uses AI technology to detect pedestrians and cyclists in blind spots of a vehicle

- Detects pedestrians and cyclists in blind spots
- Easy installation
- Meets R151 and R159 regulations
- Can be connected to an AHD camera, external display, and audible and visual alarm device notifying the driver

PART NO.	DESCRIPTION	QTY
0-870-58	BSIS & MOIS AI Blind Spot Detection System	1

Please note: additional equipment and/or accessories may be required, go to related items tab for 0-870-58 on our website.



AI DASH CAM

DRIVER STATUS MONITORING (DSM) AI CAMERA



AI technology

The smart system uses AI to spot risky driving and communicates with the R-watch triggering fast and accurate alerts to the driver, making the DSM camera a key safety device.




- Driver monitoring: phone call detection, seat belt detection, fatigue detection, smoking detection and distraction detection
- Audio/visual alerts and built-in audio input
- 6-PIN IPC, 1/4" 100Mp Global Shutter Sensor
- G-force sensor
- E-Marked R10 EMC



DETECT UNSAFE & DANGEROUS DRIVING BEHAVIOURS INSIDE THE VEHICLE.

PART NO.	DESCRIPTION	QTY
0-870-22	IPC DSM camera	1

Compatible with 0-870-21 & R-watch 0-870-23.



4G DASH CAMERA WITH ADAS

ADVANCED DRIVER ASSISTANCE SYSTEM WITH EARLY ALERTS TO REDUCE ACCIDENT RISK

- Enhance driver behaviour monitoring, detect harsh acceleration, deceleration, cornering and incidents
- 720p or 1080p Full HD picture and video quality
- ADAS support (LDW, FCW, HMW, PCW)
- 4G, GPS, WiFi & G-force sensor & 2-way intercom system
- 140° ultra-wide angle road coverage
- Tamper-proof data; Records onto 2 x 256GB SD card
- 2-channel output 1 x IPC and 1 x AHD (extension cable required 0-870-18)



Lane departure warning



Forward collision warning



4G Connectivity to access the Durite Live portal*



Compatible with 0-870-22 & R-watch 0-870-23.

*24-month subscription required to access the Durite Live portal.

PART NO.	DESCRIPTION	QTY
0-870-21	4G Full HD camera with ADAS	1
0-870-18	Extension cable for 0-870-21	1



**DURITE R-WATCH 0-870-23
CRYSTAL CLEAR WARNINGS
FOR YOUR DRIVERS**



- ✓ Provides drivers with crucial real-time driving assistant information
- ✓ Compatible with 0-870-21 & 0-870-22

360° ADAS CAMERA SYSTEM



“ Intelligent Deep Learning to detect & warn of the presence of Vulnerable Road Users only. ”



Crystal Clear Vision
AHD 1080p



Supports
4 VRU detection cameras



Make manoeuvres
safer & easier

ELIMINATE BLIND SPOTS & MANOEUVRE SAFELY WITH 360° SEAMLESS VIEW OF YOUR SURROUNDINGS AND VULNERABLE ROAD USER DETECTION (VRU).

1080p Full HD ADAS 360° bird's-eye view camera system - 12/24V.

- Blind spots eliminated - 360° all round view
- 2D or 3D seamless stitching of surrounding
- Forward collision warning & pedestrian detection
- Quick and easy single step automatic calibration

KEY FEATURES

- Left, right, reverse & speed signal trigger
- Seamless image stitching of four cameras
- Waterproof protected to IP69K
- 4 x VRU detection cameras with ultra-wide viewing angle
- 190° viewing angle with 1.45mm camera lens
- E-Marked R10 EMC, CE & UKCA approved

🔧 Connects with any Durite AHD monitors.



Active system uses AI & Intelligent Deep Learning to detect & warn of the presence of VRUs only. When VRUs are detected, it visually and audibly alerts the driver.



No alert for static furniture or vehicles, only alerts when detecting VRUs.

PART NO.	DESCRIPTION	QTY
0-870-28	360° camera system	1
4-774-24	360° camera system with monitor	1



360° bird's-eye view
4 ultra-wide camera angles knit together to create a virtual 360° bird's-eye view of your vehicle.

CCTV KITS & VEHICLE SAFETY AI TECHNOLOGY 360° CAMERA SYSTEMS

AI CAMERA

VRU AI ADAS CAMERA KIT



AI technology

IP69K

1080p Full HD ADAS Camera with 170° fish eye lens and Vulnerable Road User Detection - 10-30VDC.

- VRU detection & deep learning AI
- 170° wide angled fish eye with 1.99mm lens
- Resists pressure wash - IP69K
- Acoustical warning signal when connected to monitor
- Supports Wi-Fi when synced to dongle
- E-Marked R10 EMC



DETECTS PEDESTRIANS & CYCLISTS.



PART NO.	DESCRIPTION	QTY
0-870-03	ADAS camera & 7" Monitor Kit	1 NEW
0-870-13	ADAS camera only	1
0-870-14	Wi-Fi dongle with USB converter cable	1

360° 3D CAMERA SYSTEM

2D & 3D 360° BIRD'S-EYE VIEW CAMERA SYSTEM - 12/24V

Crystal Clear Vision



Display obstacles from all directions in real-time, eliminating all blind spots, supporting safe driving.

- Automatic camera switch when reversing or indicating
- 4-Channel Full HD
- Quick and easy single step calibration
- Blind spot eliminated with 170° viewing angle
- Switchable seamless 2D/3D image view

KEY FEATURES

- Waterproof to IP69K
- Rapid, accurate real-time 360° view
- 4 x HD cameras with 190° ultra wide angle view

PART NO.	DESCRIPTION	QTY
0-870-70	360° camera system	1
0-870-26	360° camera system with monitor	1
0-870-75	360° camera system with integral SSD DVR monitor	1
0-870-71	360° spare camera	1
0-870-73	Calibration mats	4

⚠ This kit does not use AI.



DASH CAMS

4G FULL HD CAM WITH DRIVER BEHAVIOUR

4G DASH CAMERA WITH WI-FI, G-FORCE SENSOR & GPS

A COMPACT FLEET MANAGEMENT SOLUTION, WHEN PAIRED WITH DURITE TELEMATICS. TRACK & COMMUNICATE WITH YOUR FLEETS IN REAL-TIME

- View footage & provide evidence in case of an incident
- Enhance driver behaviour monitoring, detect harsh acceleration, deceleration, cornering and accidents
- Downloadable footage for quick claim settlement
- Automatically locks recording
- Instant & scheduled alerts and reports
- Tamper proof data secured to the CLOUD
- Integrates with Durite Telematics & Durite Live

KEY FEATURES

- 720p or 1080p Full HD picture and video quality
- 4G, GPS, WiFi & G-force sensor & 2-way intercom system
- 143° ultra-wide angle road coverage
- Tamper-proof data; Records onto 2 x 256GB SD card
- 2-channel output with an option to add a second AHD camera and monitor (extension cable required 4-876-09)

🔊 HQ Intercom - stay in contact with your fleet drivers



Live location & GPS journey



HD resolution
Crystal clear evidence



4G Connectivity
to access the Durite Live portal



🔪 Tamper proof locked SD card.


🔪 Need tamper proof seals? 0-776-63.

PART NO.	DESCRIPTION	QTY
4-876-08	4G Full HD camera	1
4-876-09	Extension cable for 4-876-09	1



INTEGRATES WITH DURITE LIVE*
Remotely live stream, receive alerts and download incident footage from any device

*24-month subscription required to access the Durite Live portal.



CCTV KITS & VEHICLE SAFETY DASH CAM BODY WORN CAMERA



LOOKING FOR AN SD CARD?

See page 48 for 32GB, 64GB and 128GB SD cards.

4K HD DASH CAMERAS

4K dash camera with 3.69" screen. Stores camera video onto 256GB micro SD card (not included).

- 4K resolution real time recording
- Built-in G-force sensor and GPS
- Motion detection
- WiFi to stream files

1 or 2 cameras.

PART NO.	DESCRIPTION	QTY
4-775-53	4K dash camera	1
4-775-44	4K dash camera + 1 camera	1



NEW



4K ultra HD



Built-in G-sensor

1080P FULL HD 2.0" MINI DASH CAMERA

12/24V

Mini dash camera with 2.0" screen. Stores camera video onto 64GB micro SD (not included).

- 1080p Full HD real time recording
- Built-in G-force sensor
- Motion detection / theft prevention
- Large depth of field with 170° wide angle lens

PART NO.	DESCRIPTION	QTY
0-775-45	Full HD mini dash camera	1
4-775-94	Cigarette plug charger	1



7.5hrs recording time when camera is set to highest resolution.



1080p Full HD



Extra wide viewing angle



Small & compact

1080P FULL HD DASH CAM WITH SAFE LOCK TO PROTECT EVIDENCE

12/24V

Rotatable dash camera with built-in GPS. Stores camera video onto 128GB micro SD card. (SD card not included).

- 360° rotatable dash camera
- Wide 170° view angle
- Built-in G-force sensor, GPS & WiFi
- Parking monitor
- AV/HDMI out and hard wire cable
- E-Marked R10 EMC

PART NO.	DESCRIPTION	QTY
0-775-70	Safe lock dash camera	1



Tamper proof locked SD card.

7.5hrs recording time when camera is set to highest resolution.



Rotation



Keep data secure with Safe Lock



Top pick for EVs

BODY WORN CAMERA

2K QUAD HD RECHARGEABLE BODY WORN CAMERA

12/24V



Watermarked footage



Built-in GPS & G-sensor



2K Quad HD

IRREFUTABLE EVIDENCE THAT CAN BE RELIED UPON, CAPTURED WITH STUNNING CLARITY.

- Accurately capture every moment in 2K with 140° wide angled lens
- Crystal clear face detection and up to 10m night vision for crystal clear footage even in low-light conditions
- Record footage continuously for up to 14 hours
- Secure security protocols prevent accidental deletion or tampering of footage to provide irrefutable evidence that can be relied upon
- Advanced recording features to suit your needs; secret mode, pre-record, delay record and loop recording

KEY FEATURES

- 2K Quad HD body worn camera
- 2" screen and 140° wide angled lens
- 64GB internal memory
- 3,500mAH Lithium battery
- Protected to IP66
- Built in GPS, motion sensor and G-force sensor
- Footage digitally watermarked with user ID, time & date
- Infra-red light, flash light and short burst image taking available
- Kit includes camera, charging dock, USB cable, charger, & rotatable clip

Up to 10m night vision with clear face detection.



PART NO.	DESCRIPTION	QTY
0-878-10	Body worn camera kit	1

CCTV MONITORING KITS

DURITE'S SYSTEMS ARE FULL AHD; THE ULTIMATE IN VISIBILITY & SAFETY

- ✓ 12/24V
- ✓ 1080p analog high definition (AHD)
- ✓ Increased picture quality & resolution
- ✓ Crystal clear vision

The shielded cable ensures robust installation on all trucks sizes, vans and industrial vehicles.



Suitable for 12/24V vehicles



Cameras waterproof up to IP69K



1080p Full High Definition



E-Marked R10



Connect to DVR to encourage better driver behaviour

AHD RESOLUTION AVAILABLE WITH ALL DURITE CAMERA SYSTEMS

CCTV KITS & VEHICLE SAFETY CCTV MONITORING KITS 7" CAMERA MONITORING KITS

7" 2-CHANNEL AHD CCTV KIT, 1080P FHD CAMERA

12/24V

2-Channel Reversing Camera System, includes 7" AHD monitor & 1 rear view 1/2.8" Sony 1080p Full HD camera.

- High resolution monitor and bracket is suitable for most dashboards while the shielded cable ensures robust installation on all truck sizes, vans and industrial vehicles
- Camera protected to IP68 & has a microphone
- 1024 x RGB x 700 monitor
- Monitor features parking guide lines
- Single camera kit includes 1 x 7" monitor, 1 x rear camera, 1 x 20m cable, and remote control (plus 1 x side camera & 1 x 5m cable for 2 camera kit)
- E-Marked R10 EMC, CE & UKCA approved



HD CCTV Kit



Top pick for EVs

PART NO.	DESCRIPTION	QTY
0-776-00	7" 2-channel CCTV kit with 1 camera	1
0-775-56A	7" 2-channel CCTV kit with 2 cameras	1

7" 3-CHANNEL AHD CCTV KIT

12/24V

3-Channel high definition CCTV kit - 12/24V.

3-Channel reversing camera system includes 7" AHD monitor & rear view AHD camera.

- High definition
- Supplied with 20m cable
- Camera protected to IP68



HD CCTV Kit

PART NO.	DESCRIPTION	QTY
0-776-72A	AHD 7" 3-channel CCTV kit	1

7" 4-CHANNEL SPLIT SCREEN AHD CCTV KIT

12/24V

7" 4-Channel CCTV Kit with 1 rear view & 1 side camera.

- Split screen monitor
- Supplied with U-shape bracket
- Side camera protected up to IP69K
- Supplied with remote control, 5m & 20m cable



HD CCTV Kit

PART NO.	DESCRIPTION	QTY
0-774-88A	7" kit with U-shape bracket	1

Split screen monitor - Recommended by FORS & DVS.

7" 4-CHANNEL 1080P CCTV KITS



4 channels



Infrared Cameras

12/24V



4-Channel CCTV kit with 1 or 4 cameras - 12/24V.

7" QUAD monitor allows up to 4 images to be displayed simultaneously, for a comprehensive view of blind spots.

- Up to 4 triggers
- Infrared cameras for day and night vision
- Single camera kit includes 1 x 7" monitor, 1 x rear camera, 1 x 20m, sunshade, U-shape bracket (plus 1 x forward-facing camera & 2 x side cameras for 4 camera kit)

PART NO.	DESCRIPTION	QTY
0-775-34A	7" QUAD CCTV kit with 1 camera	1
0-775-66A	7" QUAD CCTV kit with 4 cameras	1



LOOKING FOR A MONITOR BRACKET? *see page 45 for full range.*

5" CAMERA MONITORING SYSTEM

5" 3-CHANNEL 1080P AHD CCTV KIT



3 Camera inputs



5" monitor

12/24V



3-Channel CCTV 5" TFT infrared with sound

- 3-channel reversing camera system
- Suitable for 12/24V applications
- Supplied with 1 x 5" colour AHD TFT-LCD monitor, 1 x rear view Sony AHD CMOS IMX307 camera and 1 x 20m cable

PART NO.	DESCRIPTION	QTY
0-776-75A	5" 3-channel CCTV kit	1

9" CAMERA MONITORING SYSTEM

9" 2-CHANNEL 1080P CCTV KIT



2 Camera inputs



9" monitor

12/24V



2-Channel CCTV 9" TFT infrared with sound

- 2-channel reversing camera system
- Suitable for 12/24V applications
- Supplied with 1 x 9" colour TFT-LCD monitor, 1 x rear view Sony AHD CMOS IMX307 camera and 1 x 20m cable

🔑 9" monitors are recommended by FORS.

PART NO.	DESCRIPTION	QTY
0-775-30A	9" 2-channel CCTV Kit	1

VAN CAMERA MONITORING SYSTEMS

UNIVERSAL BRAKE LIGHT CAMERA CCTV KITS

12/24V IP68



Universal

Monitor and brake light camera kits

- 7" AHD monitor
- Camera protected to IP68
- Comes with 10m lead



7" monitor



7" mirror monitor

PART NO.	DESCRIPTION	QTY
0-099-40A	With 7" Monitor	1
0-099-45A	With 7" Mirror Monitor	1



LOOKING FOR A BRAKE LIGHT CAMERA? Full range on pages 38 & 39.

Cameras for Citroën, Fiat, Ford, Freightliner, Mercedes Benz, Nissan, Opel, Peugeot, Renault, Toyota, Vauxhall & VW



2-CHANNEL AHD REAR VIEW MIRROR MONITOR CCTV KIT - 1080P FHD CAMERA

12/24V IP68



HD CCTV Kit

7" AHD mirror monitor & 1 rear view 1/2.8" Sony 1080p Full HD camera.

- Camera protected to IP68 & has a microphone
- Monitor features parking guide lines
- Supplied with remote control & 20m cable, 1 additional camera can be used
- E-Marked R10 EMC



Top pick for EVs

PART NO.	DESCRIPTION	QTY
0-775-00	7" AHD Mirror monitor kit	1



2-CHANNEL AHD REAR VIEW MIRROR MONITOR CCTV KIT - 1080P FHD CAMERA

12/24V IP68

11" AHD mirror monitor & 1 rear view camera

- Monitor features parking guide lines
- Supplied with 3-bolt roof mounting bracket (4-776-95) and remote
- Built-in spring clips allow for monitor to clip on to vehicles original mirror
- Camera protected to IP68
- E-Marked R10, CE approved
- L 277 x W 26 x H 85mm



1080p rear camera

NEW



720p number plate camera

PART NO.	DESCRIPTION	QTY
4-775-06	With 1080p rear camera	1
4-775-05	With 720p Number plate camera	1

CCTV KITS & VEHICLE SAFETY CCTV MONITORING KITS VAN CAMERA MONITORING SYSTEMS

2-CHANNEL REAR VIEW MIRROR MONITOR CCTV KIT



12/24V IP68

7" TFT-LCD AHD mirror monitor & 720p small camera - 12/24V

- 1/3" Sony CCD image sensor camera
- Camera protected to IP68

PART NO.	DESCRIPTION	QTY
0-774-93A	Monitor & 1 camera	1
0-776-49	Mirror monitor bracket	1

2-CH OR 3-CH NUMBER PLATE CAMERA CCTV KITS



Top pick for EVs



12/24V IP68

720P 25cm number plate camera, 7" AHD 2-CH monitor kit - 12/24V

- CMOS image sensor
- Supplied with 20m cable

PART NO.	DESCRIPTION	QTY
0-775-17A	2-Ch Monitor Kit	1



12/24V IP68

720P 25cm number plate camera, 7" AHD 2-CH mirror monitor kit - 12/24V

- CMOS image sensor
- Supplied with 20m cable

PART NO.	DESCRIPTION	QTY
0-775-27A	2-Ch Mirror Monitor Kit	1



12/24V IP68

720P or 1080p 25cm number plate camera, 7" AHD 3-CH monitor kit - 12/24V

- CMOS image sensor

PART NO.	DESCRIPTION	QTY
0-774-72	With 720p camera (180mm)	1
0-774-73	With 1080p camera (200mm)	1

WIRELESS CAMERA MONITORING SYSTEMS

4.3" 1-CHANNEL 720P WIRELESS CCTV KIT



4.3" monitor



12/24V IP68

4.3" 1-Channel wireless TFT-LCD monitor & 1 camera

- Can receive signal from 1 camera
- Supplied with 1 x 4.3" screen monitor and 1 x 720p rear view camera only
- Monitor features parking guide lines
- Camera protected to IP68
- Wireless transmitting range of up to 100m

PART NO.	DESCRIPTION	QTY
4-776-45	4.3" wireless CCTV kit	1

CCTV KITS & VEHICLE SAFETY CCTV MONITORING KITS WIRELESS CAMERA MONITORING SYSTEMS

7" AHD WIRELESS MONITOR & 1080P CAMERA

12/24V IP68

7" 4-Channel wireless TFT-LCD AHD monitor & 1 1080p Full HD rear view camera

- Can receive signal from up to 4 cameras
- Supplied with 1 x 7" AHD monitor and 1 x rear view camera only.
- Camera protected to IP69K
- Built-in wireless receiver with a range of 100m

PART NO.	DESCRIPTION	QTY
4-776-05	AHD 7" wireless CCTV kit	1



HD
FHD CCTV Kit

7" AHD WIRELESS MIRROR MONITOR & 1080P CAMERA

12/24V IP68

7" 4-Channel wireless TFT-LCD AHD mirror monitor & 1 1080p Full HD rear view camera

- Can receive signal from up to 4 cameras
- Supplied with 1 x 7" AHD mirror monitor and 1 x rear view camera only
- Camera protected to IP69K
- Built-in wireless receiver with a range of 100m

PART NO.	DESCRIPTION	QTY
4-776-25	AHD 7" wireless mirror monitor kit	1



HD
FHD CCTV Kit

5" 2-CHANNEL WIRELESS CCTV KIT

12/24V IP68

5" 2-Channel wireless TFT-LCD monitor & 1 camera

- Can receive signal from up to 2 cameras
- Supplied with 1 x 5" screen monitor and 1 x rear view camera only. Additional cameras can be purchased (0-775-29 & 0-775-63)
- Camera protected to IP68
- Wireless transmitting range of up to 120m

PART NO.	DESCRIPTION	QTY
0-775-41	5" wireless CCTV kit	1



HD
5" monitor



LOOKING FOR A WIRELESS BLIND SPOT DETECTION SYSTEM?

See page 27.



BLIND SPOT DETECTION SYSTEMS



4 LEFT SENSORS



4 RIGHT SENSORS



4 REAR SENSORS

DESIGNED FOR HGVS AND TRACTOR UNITS

- Warn cyclists and pedestrians with external speaking alarm
- Integrates with Durite CCTV Kits
- Record on Durite mobile DVR if fitted
- Compliant with CLOCS, FORS, DVS and construction companies who require commercial vehicles to meet specific safety specifications
- ECE, EMC R10 approval

4, 8 OR 12 BLIND SPOT SENSOR KITS

12/24V

IP68



- For 12/24V vehicles
- Adjustable sensor sensitivity reduces false detection between 0.9m to 1.8m
- Kits include ultrasonic sensors, internal buzzer & external speaker
- Operates on GPS speed trigger reducing installation time. Select maximum speed at which you want obstacles to be detected

For spare components go to related items tab for 0-870-10 & 0-870-80 on our website.

PART NO.	DESCRIPTION	QTY
0-870-10	Standard Resolution 4 Sensor Kit	1
0-870-80	AHD resolution 4 Sensor Kit	1
0-870-44	Extension Kit - 4 extra sensors down one side	1



Left turn speaker



Built-in GPS speed trigger



Detects objects as far as 1.8m



Ultrasonic sensors Up to 12



If an object is detected the screen display shows the location along the vehicle, the in-cab buzzer sounds and the external speaker alerts the pedestrians and cyclists.

ULTRASONIC BLIND SPOT SENSOR KITS

12/24V

IP69K

- Visual & audible warnings with LED traffic light warning buzzer
- Detection within 0.2 seconds up to 1.5M
- ECU protected to IP69K, sensor & connector protected to IP68
- Shock & vibration resistant
- Environment learning mode
- System self-checking function - checks all the sensors when switched on, indicating with a beep sound if a sensor is faulty.
- Flush (0°), 11° & underslung mounting available

PART NO.	DESCRIPTION	QTY
0-870-30	Sensor kit	1
0-870-36	Sensor kit with left turn speaker and low speed trigger	1

For spare components go to related items tab for 0-870-30 on our website.



Detection up to 1.5m



System self-checking function



CCTV KITS & VEHICLE SAFETY BLIND SPOT SYSTEMS

ULTRASONIC REAR BLIND SPOT SENSOR KIT

12/24V IP69K

- Visual & audible warnings with LED warning buzzer
- Detection within 0.2 seconds up to 2.2M
- ECU protected to IP69K, sensor & connector protected to IP68
- Shock & vibration resistant
- Environment learning mode
- System self-checking function



Detection up to 2.2m



System self-checking function



PART NO.	DESCRIPTION	QTY
0-870-05	Reversing 4-sensor kit	1

WIRELESS BLIND SPOT DETECTION 24GHZ RADAR 12/24

12/24V IP67

- Detects objects from 0.5 to 10 meters
- Multi-colour LED indicators, and audible alerts for real-time distance feedback
- Automatically activates when reverse gear is engaged
- Wireless 24GHz - precise and reliable object detection, even in challenging environments like rain, dust, or darkness
- Protected to IP67
- E-Marked R10 EMC



Detection up to 10m



Wireless connection

Reliable wireless connection eliminates the need for long wiring, reducing installation time and labour costs.



PART NO.	DESCRIPTION	QTY
0-870-01	Wireless Blind Spot Detection Radar	1

CANBUS ADAPTOR



NEW

CANBUS trigger module is ideal for use when installing BSIS, MOIS and external safety equipment to vehicles which feature CANBUS wiring. Outputs the following signals: reverse, ignition, parking brake, left indicator, right Indicator and speed

- Multifunctional status LED

PART NO.	DESCRIPTION	QTY
4-775-00	CANBUS adaptor	1
0-774-51	Contactless reader	1

LOW SPEED TRIGGER MODULE

12/24V



Durite 3-in-1 Low Speed and Indicator Trigger Module is suitable for a variety of applications such as controlling side camera, warning alarm or blind spot detection system. It has 3 functions; Speed Controlled only, Indicator Triggered only or Speed & Indicator operation.

- E-Marked R10.05 EMC
- 8 speed settings up to 60MPH

PART NO.	DESCRIPTION	QTY
0-774-55	Low speed trigger module	1



**WE WILL COME TO YOU!
INSTALLATION ANYWHERE
IN THE UK.**



CONTACT US TODAY

DURITE TELEMATICS

Monitor driving habits and improve the safety of your drivers and other road users.

Track harsh braking, acceleration, hard cornering, speeding.

KEY BENEFITS



Improve driving habits



Fewer speeding incidents



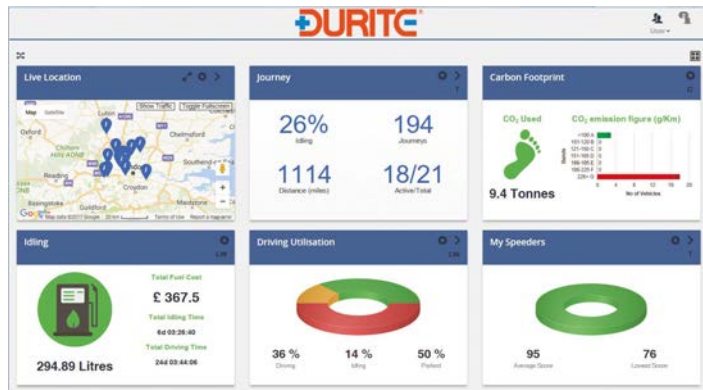
Cheaper insurance premiums



Fuel cost savings



Vehicle & Trailer tracking




Accessed through the secure cloud based Durite Telematics Portal*

MONITORING CAPABILITIES

- ✓ Monitor your fleet and view all incidents from your computer with live location & GPS
- ✓ Reduce claims through better driving
- ✓ Lower fuel consumption and vehicle wear & tear
- ✓ Reduce operation costs by streamlining processes
- ✓ Live data & scheduled reports; tracking reports, incident alerts & service notifications

SMART NANO TELEMATICS TRACKER



Easy and secure installation.

The Durite smart nano tracker features a 2-wire fixing for an easy and secure installation, reducing the risk of removal. Complimented with Bluetooth connectivity and an internal backup battery, the Durite smart tracker does not conflict with any existing telemetry solutions already in-situ.

- Solid waterproof case
- Built-in accelerometer & gyroscope sensors to provide highly accurate crash data
- Integrates with Durite Telematics to provide detailed driver behaviour, location and journey data for analysis
- Easy data access on the Fleet Dashboard
- Data is secured to the Cloud

PART NO.	DESCRIPTION	QTY
0-875-60	Smart nano telematics tracker	1

TRAILER TRACKER



The Durite trailer tracker is designed for the tracking of trailer units.

- Trailers can be left for prolonged periods of time without power & easily found with the 6-month backup battery
- Recharged quickly from any 12V/24V power supply, and has 3 inputs and 3 outputs allowing remote control of hardware such as door locks & temperature sensors

PART NO.	DESCRIPTION	QTY
0-875-02	For Mainland UK	1



REVERSING ALARMS

THE SOUND OF SAFETY

DURITE BRINGS YOU ECCO BACK-UP ALARMS

ECCO invented the reversing alarm and since then they've been innovating them to make your every move safer.

eccoesg.co.uk

MULTI-FREQUENCY 87DB

R10



Multi-frequency, 12-24V.

- Multi frequency alarm
- 87dB(A), 4000Hz
- Epoxy potted against dust, moisture and vibration
- L 102 x W 70 x H 41mm
- E-Marked R10 EMC

PART NO.	DESCRIPTION	QTY
0-564-11	12V/24V	1

ECCO Part No. EA5050

TONAL - STANDARD 97DB

R10



Standard, 12-24V.

- 102dB(A)
- Protected to IP65
- M4 stud terminals
- L 102 x W 41 x H 71mm
- SAE Type F, E-Marked R10 EMC

PART NO.	DESCRIPTION	QTY
0-564-52	12-24V	1

ECCO Part No. 530

TONAL WITH NIGHT SILENT

R10



Tonal Alarm, 12-24V.

- 97-0dB(A)
- Double engage & night silent
- Protection against moisture, dust and vibration
- L 102 x W 41 x H 71mm
- SAE J994 Type C, E-Marked R10 EMC

PART NO.	DESCRIPTION	QTY
0-564-56	12V-24V with Night Silent	1

ECCO Part No. 520-004

TONAL - EXTRA HEAVY-DUTY

R10



Heavy-Duty, 12/24V.

- 60 pulses per minute
- 112dB(A), 1200Hz
- Epoxy potted against dust, moisture and vibration
- Protected to IP66
- L 127 x W 95 x H 77mm
- CE, R10 EMC

PART NO.	DESCRIPTION	QTY
0-564-25	12V/24V	1

ECCO Part No. 380

SELF ADJUSTING BACK-UP ALARM

R10

A VOLUME THAT IS SAFE WITHOUT BEING ANNOYING OR CONTRIBUTING TO NOISE POLLUTION.

Used to warn pedestrians when the vehicle is reversing - 12/24V

- Tonal alarm (beep...beep)
- 82-102dB(A), 860-1440Hz
- Protected to IP65
- Epoxy potted against dust, moisture and vibration
- L 102 x W 41 x H 71mm
- E-Marked R10 EMC

PART NO.	DESCRIPTION	QTY
0-564-53	Tonal alarm (beep..beep)	1

ECCO Part No. SA950



CCTV KITS & VEHICLE SAFETY BACK UP ALARMS

MULTI-FREQUENCY BACK UP ALARMS

MULTI-FREQUENCY ALARM, 92DB

R10



Used to warn pedestrians when the vehicle is reversing, 12-24V.

- Multi-frequency alarm
- 92dB(A)
- Protected to IP54
- 10G Mechanical vibration
- Robust ABS material
- L 102 x W 41 x H 71mm
- E-Marked R10 EMC

PART NO.	DESCRIPTION	QTY
0-564-71	Multi-frequency alarm	1

MULTI-FREQUENCY ALARM, 97DB

R10



Double engage and night silent alarm, 9-32V.

- 97dB +/-4dB to 87dB +/-4dB / 0dB
- Protected to IP68
- 10G mechanical vibration
- Robust ABS material
- L 104 x W 37 x H 62mm
- E-Marked R10 EMC

PART NO.	DESCRIPTION	QTY
0-564-13	Multi-frequency alarm	1

INTERMITTENT ALARMS

GREAT VALUE 105DB



Intermittent sound, 12 or 24V.

- Intermittent sound
- 105dB(A)
- One hole fixing bracket
- Ø 54.3 x D 41mm
- CE approved

PART NO.	DESCRIPTION	QTY
0-561-12	12V	1
0-561-62	12V - night silent	1
0-561-24	24V	1

REVERSING & WARNING SPEAKERS

REVERSING SPEAKER, 97DB

R10



Used to warn pedestrians when the vehicle is reversing.

- "This vehicle is reversing"
- At 97 dB it is loud enough to be heard over moving traffic
- Waterproof to IP66
- E-Marked, R10 approved
- H 80 x W 100 x D 73mm

PART NO.	DESCRIPTION	QTY
0-564-70	"This vehicle is reversing"	1

TURNING RIGHT SPEAKER, 97DB

R10



Used to warn pedestrians when the vehicle is reversing.

- "This vehicle is turning right"
- At 97 dB it is loud enough to be heard over moving traffic
- Waterproof to IP66
- E-Marked, R10 approved
- H 80 x W 100 x D 73mm

PART NO.	DESCRIPTION	QTY
0-564-80	"This vehicle is turning right"	1

LEFT TURN SPEAKER, 90DB



"Sh. Sh. Caution, vehicle turning left", 9-32V

- Left turn speaker
- At 90dB it is loud enough to be heard over moving traffic
- Protected to IP68
- Robust ABS material
- E-Marked R10 EMC
- L 104 x W 75 x H 39mm

PART NO.	DESCRIPTION	QTY
0-564-62	"Caution, vehicle turning left"	1



LOOKING FOR AN ALARM CUT OFF RELAY & SWITCH? *see page 48.*



USB PROGRAMMABLE SPEAKER

R10

Record your own warning message to the Durite USB Programmable alarm, 12/24V.

- USB programmable alarm (6W)
- Supports MP3/WAV files up to 4MB
- 0-90dB
- Protected to IP68
- Robust ABS material
- L 104 x W 39 x H 75mm
- E-Marked R10 EMC

PART NO.	DESCRIPTION	QTY
0-564-75	Programmable speaker	1



Top pick for EVs

MULTI-FUNCTION ALARM

R10

Multi-function, 9-32V

- Left, rear, mute, night silent, double engage reverse, 1/2 sound & output trigger
- 90dB, 70dB night, 0db mute
- Protected to IP68
- Robust ABS material
- L 104 x W 75 x H 39mm
- E-Marked R10 EMC

PART NO.	DESCRIPTION	QTY
0-564-55	"This vehicle is reversing" & "This vehicle is turning left"	1



Top pick for EVs

BUZZERS

WARNING LIGHTS-ON

12V negative earth systems

- Two tone warning alarm if the drivers door is opened when the vehicle lights are on and the ignition is switched off



PART NO.	DESCRIPTION	QTY
0-562-00	12V	1

WARNING LOW PRESSURE

Warning buzzer

- Plastic body with one female and one male 6.35mm blade terminal



PART NO.	DESCRIPTION	QTY
0-562-12	12V Black	1
0-562-24	24V Red	1

WARNING IN CAB

Dashboard buzzer

- 2 tones
- 72 dB(A)
- Single hole fixing
- Two terminal



PART NO.	DESCRIPTION	QTY
0-562-62	12V	1
0-562-74	24V	1

MIRRORS

CLASS II



Commercial vehicle convex glass mirror head

- 362 x 174mm. Clamps to main mirror 16-28mm arms
- ECE approved, Class II

PART NO.	DESCRIPTION	QTY
0-771-00	362 x 174mm	1



Commercial vehicle flat glass mirror heads

- Clamps to 5/8" (13-16mm) arms
- ECE approved

PART NO.	DESCRIPTION	QTY
0-770-04	7" x 5" (177 x 127 mm)	4
0-771-04	10" x 6" (254 x 152 mm)	2

CLASS IV



Commercial vehicle wide angle glass mirror head (193 x 193mm)

- Clamps to 16-28mm arms
- ECE approved, Class IV

PART NO.	DESCRIPTION	QTY
0-770-00	193 x 193mm	1

CLASS V



Over door/kerbs mirror head (240 x 155mm)

- To EEC specification Class V
- Comes with mirror arm fitted with 2 x 6mm slots at 40-60mm

PART NO.	DESCRIPTION	QTY
0-770-07	240 x 155mm	1

CLASS VI



Over screen/front view circular mirror head (255mm diameter)

- To EEC specification class VI
- Comes with mirror arm 440mm long, 19mm diameter with clamp that fits 16-28mm diameter arms

PART NO.	DESCRIPTION	QTY
0-770-09	255mm diameter	1



**SIGN UP TO DURITE'S
E-NEWS FOR THE LATEST
PRODUCT, INDUSTRY &
REGULATORY NEWS. WWW.
DURITE.CO.UK**

DIGITAL VIDEO RECORDERS (DVRs)



1TB & 2TB SSD capacity



Password protection & Lock cover



Options include; GPS, G-Force, WiFi for Data download & 4G for Live Streaming

Enjoy consistent efficiency and device longevity with the latest Solid State Drive (SSD) technology.

Encourage better driver behaviour, reduce risk of accidents and help lower insurance premiums. Choose our 4G DVRs for live streaming vehicle cameras & monitoring vehicle location from any device. Record high-quality videos and play back anytime.

SSD not included with DVRs. See page 48.

1080P FHD 6-CHANNEL SSD DVR

12/24V

1080p Full HD 6-Channel DVR with GPS & G-force Sensor.

- 1080p Full HD Real Time Recording
- 4G Live, connects to Durite Live platform*
- Stores up to 6 camera videos on up to 1 x 2TB solid state drive
- 6 trigger inputs for up to 6 cameras - 4 x AHD, 2 x IPC
- Lockable cover and password protected
- Built-in G-force sensor and GPS



FHD Resolution



6 camera inputs



Compact design



Live streaming available

DVR	4G DVR FOR LIVE STREAMING	DESCRIPTION	QTY
0-875-00	0-876-00	6-Channel 1080p SSD DVR	1
0-875-88	0-875-89	With alarm cable, easy check unit & 2TB SSD	1 NEW



*24-month subscription required to access the Durite Live portal (0-876-99).

Uses SSD 4-775-71 or 4-775-73.

1080P FULL HD 8-CHANNEL SSD DVR

12/24V

1080p Full HD 8-channel DVR with GPS & G-force Sensor

- Stores up to 8 camera videos onto 2 x 2TB solid state drive
- 12 alarm channel outputs & 8 trigger inputs for up to 8 cameras
- Lockable cover and password protected
- Built-in G-force sensor and GPS
- Motion detection/theft prevention
- Speed monitoring and warning
- Supplied with connecting cables and remote control



Full HD Resolution



8 camera inputs



Built-in GPS & G-force

PART NO.	DESCRIPTION	QTY
4-776-81	8-channel 1080p FHD mobile DVR	1



Spare HDD SSD Caddy 4-776-90. NEW

Uses SSD 0-775-72 or 0-775-72.



CONSISTENT EFFICIENCY & DEVICE LONGEVITY WITH THE LATEST SSD TECHNOLOGY. All Durite DVRs are Solid State Drive (SSD). Looking for an SSD up to 2TB, see page 48.



SSD not included with DVRs. See page 48.

1080P FHD 8-CHANNEL SSD CARD DVR

10-30V

1080p Full HD 8-channel DVR with GPS & G-force sensor



- 1080p FHD real time recording
- 4G Live, connects to Durite Live platform*
- Stores up to 8 camera videos onto 1 x 2TB solid state drive
- Lockable cover and password protected
- Motion detection/theft prevention
- Speed monitoring and warning
- 8 trigger inputs for up to 8 cameras (8*AHD, 4*IPC)
- Up to 23 days continuous recording with 8 x 1080p cameras 24 hours per day

- 🔧 Add 0-876-69 to support IPC connections
- 🔧 GPS serial cable with all triggers - 4-876-70 **NEW**
- 🔧 Uses SSD 0-775-72 or 0-775-72.

PART NO.	DESCRIPTION	QTY
4-876-68	8-channel 1080p SSD DVR	1
4-876-89	4G 8-channel 1080p SSD DVR with Durite Live*	1

*24-month subscription required to access the Durite Live portal (0-876-99).



Live streaming available



Full HD Resolution



8 camera inputs

1080P FHD 4-CHANNEL SD CARD DVR

12/24V

1080p Full HD 4-channel DVR with GPS & G-force sensor



- Stores up to 4 camera videos onto 2 x SD cards - 128GB each (1 x 32GB SD card included only)
- Lockable cover and password protected
- Motion detection/theft prevention
- Speed monitoring and warning
- Supplied with connecting cables and remote control
- 4 trigger inputs for up to 4 cameras

🔧 Uses SD Card, see page 48

PART NO.	DESCRIPTION	QTY
0-776-80	4-channel 1080p FHD mobile DVR	1



Full HD Resolution



4 camera inputs



SD Card



REQUIRE AN EASIER INSTALLATION?

Camera monitoring kit with Integral DVR. View page 13 for more information



CAMERAS



Prevent collision & reduce vehicle damage



AHD cameras for crystal clear view of vehicle registrations



Wide view angle up to 150°

Reverse and manoeuvre more safely by reducing blind spots. Perfect for both day and night vision that aim to prevent collisions and reduce vehicle damage.



Waterproof and splash proof cameras with up to 10m night vision



Suitable for 12/24V vehicles

FORWARD FACING CAMERAS

AHD FORWARD FACING CAMERA

1080p AHD forward-facing camera

- CMOS image sensor
- 4mm lens
- Automatic gain control (AGC)
- Mounts directly to windscreen
- L 121.6 x W 75 x H 36mm
- E-Marked



4-PIN aviation connector.

PART NO.	DESCRIPTION	QTY
0-876-18	1080p FHD camera	1

1080P FULL HD FORWARD FACING IP CAMERA

1080p Full HD IP forward-facing camera

- CMOS image sensor
- Audio
- Digital wide dynamic range (WDR) provides ultra clear images of vehicle registrations
- L 121.6 x W 75 x H 39mm
- Supplied with 5mtr ext cable



IP connector.

PART NO.	DESCRIPTION	QTY
0-876-63	1080p IP camera	1

1080P FORWARD FACING CAMERA



Small & compact

1080p Full HD Infrared forward facing camera

- CMOS image sensor
- Automatic gain control (AGC)
- 150° or 110° viewing angle
- E-Marked R10 EMC

PART NO.	DESCRIPTION	QTY
0-775-24	1080p camera	1

SMALL AHD CAMERA



Small 720p AHD camera

- CMOS image sensor
- Small & compact
- Protected to IP67
- L 47 x W 40 x D 42mm
- E-Marked R10 EMC

PART NO.	DESCRIPTION	QTY
0-775-37	720p HD camera	1

1080P FORWARD FACING CAMERA



1080p forward facing camera

- CMOS image sensor
- 170° lens adjustment
- Protected to IP67
- IR up to 8m
- 4-PIN aviation with 300mm fly lead
- L 45.50 x W 44.41 x H 32.45mm
- E-Marked R10 EMC

PART NO.	DESCRIPTION	QTY
0-775-15A	1080p 12V	1

CCTV KITS & VEHICLE SAFETY CAMERAS

DOME CAMERAS

1080P FHD IP DOME CAMERA

IP69K


 IP connector.

1080p Full HD Infrared dome camera

- CMOS image sensor
- 104° viewing angle
- Protected to IP66/69K
- 10 Infrared LEDs - up to 8m
- Automatic gain control (AGC)
- L 101.5 x W 96 x H 52.6mm
- E-Marked R10 EMC

PART NO.	DESCRIPTION	QTY
0-774-75	1080p IP dome camera	1

1080P FHD INTERNAL DOME CAMERA



1080p Full HD Infrared dome camera

- CMOS image sensor
- 85° viewing angle
- 12 Infrared LEDs - up to 10m
- Automatic gain control (AGC)
- Ø 95 x H 63mm
- E-Marked R10 EMC

PART NO.	DESCRIPTION	QTY
0-774-74	1080p FHD dome camera	1

SIDE CAMERAS

720P AHD SIDE CAMERA

IP69K



Side camera with Infrared LEDs

- 1/3" Sony CMOS IMX225
- 150° viewing angle
- Normal/mirror image
- Protected to IP69K
- 4-PIN aviation connector
- 5 Bulit in IR LEDs, up to 10 meter night vision
- L 52.29 x W 67.1 x H 42.47 mm
- E-Marked R10 EMC

PART NO.	DESCRIPTION	QTY
0-774-97	720p AHD Side Camera	1

1080P SIDE CAMERA

IP69K



5 Infrared LED side camera - 1080p

- 1/2.8" SONY CMOS IMX307
- 150° viewing angle
- Normal/mirror Image
- Protected to IP69K
- 4-PIN aviation connector
- 5 Bulit in IR LEDs, up to 10 meter night vision
- L 50.9 x W 67.4 x H 44 mm
- E-Marked R10 EMC, ECE R26 compliant housing

PART NO.	DESCRIPTION	QTY
0-775-65A	1080p AHD Side Camera	1



**SIGN UP TO DURITE'S E-NEWS FOR THE LATEST
PRODUCT, INDUSTRY & REGULATORY NEWS.
WWW.DURITE.CO.UK**



CCTV KITS & VEHICLE SAFETY CAMERAS

REAR CAMERAS

1080P AHD REAR CAMERA

IP68

Infrared rear AHD camera

- 1/2.8" SONY IMX307 CMOS
- Normal/mirror image
- 4-PIN aviation connector
- Protected to IP68
- 4 infrared LEDs
- E-Marked R10 EMC



PART NO.	DESCRIPTION	QTY
0-775-16A	1080p Full HD camera	1

1080P AHD REAR CAMERA - NTSC FORMAT

IP68

NTSC format 1080p AHD Camera

- 1/2.8" SONY IMX307 CMOS
- Normal/mirror image
- Dual output - AHD/CVBS
- 4-Infrared LEDs up to 10m
- Protected to IP68
- L 84 x W 76 x H 70mm
- E-Marked R10 EMC



NEW

PART NO.	DESCRIPTION	QTY
0-775-16ANTSC	NTSC 1080p Full HD camera	1

1080P TWIN AHD CAMERA

IP68

Twin AHD camera

- Dual 1/2.8" Sony IMX307 CMOS
- Normal/mirror image
- 4-PIN aviation connector
- Protected to IP68
- 15 IR LEDs x 2, up to 10 meter night vision
- 125° Reversing, 60° Surveillance viewing angle
- E-Marked R10 EMC



PART NO.	DESCRIPTION	QTY
0-776-10A	1080p Twin AHD camera	1

1080P COLOUR NIGHT VISION CAMERA

IP69K

1080p AHD Mini Rear Camera - 12VDC

- 1/3" GC 2053 CMOS
- 180° wide view angle
- Normal/mirror image
- White LEDs for colour night vision
- Protected to IP69K
- 4-PIN aviation connector
- L 73 x W 42 x H 56mm
- E-Marked R10 EMC



PART NO.	DESCRIPTION	QTY
0-776-12	Mini Rear Camera	1

1080P OVERDOOR REVERSING CAMERA

1080p AHD Overdoor Camera - 12VDC

- 1/2.8" Sony IMX307 CMOS
- 120° viewing angle
- Normal/mirror image
- 6 IR LEDs up to 10 meter night vision
- Protected to IP69K
- 4-PIN aviation connector
- L 134 x W 71 x H 204mm
- E-Marked R10 EMC



PART NO.	DESCRIPTION	QTY
0-776-07A	Overdoor Camera	1

1080P FLAT BASE CAMERA

1080p AHD Flat Base Camera

- Flat Base 1080P AHD Camera
- Sony 1/2.8" AHD CMOS IMX307 image sensor
- Normal/Mirror image, colour, black & white
- 125° viewing angle
- 12 Infra-red LEDs up to 10m
- Protected to IP68
- E-Marked R10 EMC



NEW

PART NO.	DESCRIPTION	QTY
4-774-40	Flat base camera	1

LATEST IN AHD TECHNOLOGY. DURITE CAMERAS ARE 720P & 1080P HIGH DEFINITION

- ✓ 12/24V
- ✓ 720p & 1080p high definition
- ✓ Increased picture quality & resolution
- ✓ Crystal clear vision
- ✓ Side, Rear & Forward facing options



✂ Looking for Standard Resolution?

Standard resolution replacement parts can be found online, www.durite.co.uk or contact sales@durite.co.uk

AHD NUMBER PLATE CAMERA



AHD Number plate camera

- CMOS image sensor
- 2.5mm lens
- 4-PIN aviation connector
- Protected to IP68
- E-Marked R10.05 EMC

PART NO.	DESCRIPTION	QTY
0-774-71	1080p - 200mm	1
0-774-70	720p - 180mm	1



LOOKING FOR WIRELESS CAMERAS?

See page 42 & 43 for more information.



BRAKE LIGHT CAMERAS

UNIVERSAL BRAKE LIGHT CAMERA



960H Universal brake light camera

- CCD image sensor
- Night vision up to 35ft
- Comes with 10m lead
- Protected to IP68

PART NO.	DESCRIPTION	QTY
0-099-15	960H - L 62.7 x W 211.7 x D 62mm	1

BRAKE LIGHT CAMERAS



Ford Transit Connect 2013-2024

PART NO.	QTY
0-099-19	1



Ford Transit Custom 2015-2024

PART NO.	QTY
0-099-16	1



Ford Transit 2014-2024

PART NO.	QTY
0-099-11	1

VW Crafter 2017-2024

PART NO.	QTY
0-099-09	1

Mercedes Benz Sprinter 2007-2024
Freightliner Sprinter 2001-2021
VW Crafter 2006-2016

PART NO.	QTY
0-099-10	1

Peugeot Boxer 2006-2024
Fiat Ducato 2006-2024
Citroën Jumper 2006-2024
Citroën Relay 2006-2024
Toyota Proace 2007-2024
Vauxhall Movano 2021-2024(3gen)
Opel Movano 2021-2024 (3gen)

PART NO.	QTY
0-099-12	1

Renault Trafic 2014-2024
Nissan NV300 2014-2024 (3gen)
Vauxhall Vivaro 2014-2019
Opel Vivaro B 2014-2018
Fiat Talento 2016-2024 (2gen)

PART NO.	QTY
0-099-17	1

Renault Master 2010-2024 (3gen)
Vauxhall Movano 2010-2022 (2gen)
Opel Movano 2010-2024 (2gen)
Nissan NV400 2010-2024
Nissan Interstar 2022-2024

PART NO.	QTY
0-099-18	1

Peugeot Expert 2016-Now
Peugeot Traveller 2016-Now
Citroën Jumpy 2015-Now
Citroën SpaceTourer Dispatch 2015-Now
Toyota Pro Ace 2015-Now
Toyota Verso 2015-Now
Opel Vivaro 2019-Now
Vauxhall Vivaro 2019-Now

- 1/3" Sony CMOS image sensor
- 1080p AHD
- Integrates with Durite Live DVR

PART NO.	QTY
0-099-23	1

NEW



MONITORS

Durite CCTV monitors are highly durable, reliable and are ideal for heavy-duty applications. All our AHD monitors support 960H, 720p & 1080p cameras.



9", 7" or 5" High resolution TFT-LCD screens



Fully interchangeable with other CCTV kits



Dual voltage 12/24V



Audio enabled



10G vibration rating



Robust construction

7" MONITORS

7" AHD 2-CHANNEL MONITOR



Supports up to 2 cameras

7" AHD CCTV TFT LCD monitor - 1080p

- Inputs for 2 cameras
- 1024 x RGB x 700
- As used in 0-776-00 kit
- Features parking guide lines

PART NO.	DESCRIPTION	QTY
0-776-01	7" monitor AHD	1

7" AHD 3-CHANNEL MONITOR



Supports up to 3 cameras

7" AHD TFT LCD CCTV monitor - 720p

- 4-PIN aviation
- Reverse Polarity & Audio
- L 177 x W 122 x H 26mm

PART NO.	DESCRIPTION	QTY
0-776-73	AHD 7" monitor	1

7" AHD 4-CHANNEL MONITOR



Supports up to 4 cameras

7" AHD TFT LCD CCTV monitor - 1080p

- Quad or Split monitor view
- 4-PIN aviation
- Reverse Polarity & Audio
- L 177 x W 122 x H 26mm

PART NO.	DESCRIPTION	QTY
0-775-35A	7" QUAD monitor	1

7" 4-CHANNEL MONITOR WITH BUILT-IN DVR



12/24V

7" HD 4-channel monitor with built-in SSD DVR - 720p, 1080p

- 7" touchscreen monitor
- Inputs for up to 4 cameras
- GPS tracking and G-sensor
- Password protected & lock
- Impact rating 6G, protected to IP65
- Built-in DVR records footage onto a 480GB SSD (additional storage 1 x SD card up to 256GB - not included)

PART NO.	DESCRIPTION	QTY
0-774-10	7" monitor with built-in DVR	1



4 camera inputs



GPS & G-sensor

CCTV KITS & VEHICLE SAFETY MONITORS

5" MONITOR

5" 1080P AHD 3-CHANNEL MONITOR



5" AHD TFT LCD CCTV 3-channel monitor - 1080p

- 5" monitor
- Supports all AHD Cameras
- 4-PIN aviation connector
- Reverse polarity & audio
- L 132 x W 47 x H 95mm
- E-Marked ECE R10



Supports up to 3 cameras

PART NO.	DESCRIPTION	QTY
0-776-76A	5" monitor	1

9" MONITORS

9" 1080P AHD 2-CHANNEL MONITOR



9" AHD TFT LCD CCTV monitor - 1080p

- 9" touchscreen monitor
- Supports all AHD cameras
- 4-PIN Aviation connector
- Inputs for 2 cameras
- L 240 x W 170 x H 170mm



Supports up to 2 cameras

🔧 9" monitors are recommended by FORS.

PART NO.	DESCRIPTION	QTY
0-775-31A	9" monitor	1

9" 6-CHANNEL MONITOR WITH BUILT-IN DVR



12/24V

9" HD 6-channel monitor with built-in SSD DVR - 720p, 1080p

- 9" touchscreen monitor
- Inputs for up to 6 cameras
- GPS tracking and G-sensor
- Password protected & lock
- Impact rating 6G, protected to IP65
- Built-in DVR records footage onto a 480GB SSD (additional storage 2 x SD card up to 256GB - not included)



6 camera inputs



GPS & G-sensor

PART NO.	DESCRIPTION	QTY
0-775-54	9" monitor with built-in DVR	1

🔧 9" monitors are recommended by FORS.

VAN MONITORS

11" 2-CHANNEL MIRROR MONITOR

11" AHD 2-channel mirror monitor - 1080p

- Supplied with 3-bolt roof mounting bracket (4-776-95) and remote
- Built-in spring clips allow for monitor to clip on to vehicles original mirror
- Auto dimming
- Parking guides
- E-Marked R10, CE approved
- L 277 x W 26 x H 85mm



NEW



PART NO.	DESCRIPTION	QTY
4-775-04	11" 2-channel monitor	1

7" AHD 2-CHANNEL MIRROR MONITOR



7" AHD TFT LCD mirror monitor - 960H, 720p, 1080p

- Compatible with rear view mirrors 63.2mm to 82mm high
- Shockproof rating of up to 8G
- Features a parking guideline option

PART NO.	DESCRIPTION	QTY
0-775-04	Mirror monitor	1

TOUCH SCREEN MONITOR

SMART 7" TOUCH SCREEN MONITOR



7" 9-channel touch screen monitor - 960H

- Playback video & view all cameras on one split screen
- Touch screen and connector cable to Durite HD 5-Channel Hard Drive DVRs.



Supports
up to
9 cameras

PART NO.	DESCRIPTION	QTY
0-876-62	Touch Screen monitor & cable	1
0-876-10	Touch Screen monitor	1

WIRELESS WIRELESS CAMERAS

RECHARGEABLE WIRELESS MAGNETIC CAMERA - 700TVL

Wireless Li-ion magnetic reversing camera



Camera

- 1/3" CCD image sensor
- 120° viewing angle
- 20-LED infrared light, vision up to 8 meters
- 8600mAh battery can last up to 8 hours
- Protected to IP69K
- Wireless transmission up to 100m
- L 108 x W 80 x H 117.3mm
- E-Marked R10 EMC

Receiver

- 4-channel
- Signal transmission distance 100m
- 4-PIN aviation plug
- 2.4W
- Protected to IP67/IP69K
- Vibration impact 10G

Perfect for trailers.

PART NO.	DESCRIPTION	QTY
0-774-80	Camera, transmitter & receiver	1
0-774-81	Receiver	1
0-774-82	Camera & transmitter	1

CCTV KITS & VEHICLE SAFETY WIRELESS CAMERAS & MONITORS

1080P WIRELESS AHD REVERSING CAMERA - CONNECTS TO YOUR PHONE



Easy Phone Setup

Sony IMX214 1/3" CMOS image sensor camera with WiFi

- 1080p WiFi camera with audio
- Up to 15M WiFi coverage
- Protected to IP69K
- 11-LED Infrared light, vision up to 8 meters
- L 78 x W 64 x H 51mm
- E-Marked R10 EMC, CE & UKCA approved

PART NO.	DESCRIPTION	QTY
4-776-04	Wireless camera	1



NO MONITOR NEEDED, CONNECTS STRAIGHT TO YOUR MOBILE DEVICE VIA AN APP - FOR IOS & ANDROID DEVICES.



SEARCH REAR CAMERA (ANDROID), REAR CAM (IOS)

WIRELESS REAR CAMERA - 800TVL



Infrared rear mount wireless camera with microphone

- CMOS image sensor
- 18 infrared LEDs
- Protected to IP68
- 120m wireless range

PART NO.	QTY
0-775-29	1

Compatible with 0-775-42, 0-775-40.

1080P FHD WIRELESS REAR CAMERA



HD Camera



Infrared rear mount wireless camera with microphone

- CMOS image sensor
- 11 infrared LEDs
- Protected to IP69K
- 100m wireless range

PART NO.	QTY
4-776-06	1

Compatible with 4-776-08, 4-776-05, 4-776-23.

1080P AI BSD WIRELESS CAMERA



AI Technology



Wireless rear mount camera with microphone

- 1/3" Sony HD CMOS
- Up to 16m AI BSD range
- Horizontal 120°, Vertical 90°
- Protected to IP69K
- 100m wireless range
- E-Marked ECE R10



PART NO.	QTY
4-776-22	1

Compatible with 4-776-23.

WIRELESS 5" & 7" 2-CHANNEL MONITOR



5" or 7" wireless TFT-LCD 2-channel monitor

- 5" or 7" monitor screen
- 2 channels for up to 2 cameras

Compatible with 0-775-29, 0-775-63 cameras.

PART NO.	DESCRIPTION	QTY
0-775-42	5" 2-channel monitor	1
0-775-40	7" 2-channel monitor	1

AHD WIRELESS 7" 4-CHANNEL MONITOR



AHD 7" wireless TFT-LCD 4-channel monitor

- 7" screen
- 1024 x 700px
- 4 channels for up to 4 cameras
- 100m wireless range

Compatible with 4-776-06 CCTV camera.

PART NO.	DESCRIPTION	QTY
4-776-08	7" monitor	1



**FHD monitor
720p & 1080p**

7" WIRELESS 4-CHANNEL MONITOR WITH AI INTEGRATED SD CARD DVR



AHD Wireless Monitor with Integrated SD Card DVR

- Records onto a SD card up to 256GB (SD card not included)
- AI compatible
- Wireless range 100m
- G-force sensor
- Inputs for up to 4 cameras
- E-Marked ECE R10, CE, UKCA

Compatible with 4-776-22 CCTV camera.

PART NO.	DESCRIPTION	QTY
4-776-23	AI Wireless CCTV monitor with built-in DVR	1



**FHD monitor
1080p**

NEW



**UPDATES, SOLUTIONS & INDUSTRY NEWS STRAIGHT
TO YOUR INBOX. SIGN UP TO DURITE E-NEWS TODAY.**

www.durite.co.uk



CCTV ACCESSORIES

CCTV BRACKETS

FAN BRACKETS

Detachable swivel fan bracket

- Suitable for all monitors with 11mm slider bracket
- Detachable swivel

PART NO.	QTY
4-776-97	1



Fan bracket

- 11mm slider
- Suitable for 4.3" - 9" monitors
- 9 slots in base

PART NO.	QTY
4-776-98	1



360° BRACKET



4-bolt mount. Suitable for vehicle dashboard

- 360° bracket for all monitors
- Swivel bracket
- 11mm slider

PART NO.	QTY
0-774-99	1



M6 mount. Suitable for trucks with a built-in M6 mount

- 360° bracket for all monitors
- Swivel bracket
- 11mm slider

PART NO.	QTY
4-774-99	1



3-Bolt mount. Suitable for mirror monitors

- 360° bracket for all monitors
- Swivel bracket
- 11mm slider

PART NO.	QTY
4-776-95	1



CCTV CABLE

SCREENED CCTV LEADS

- 1m to 20m CCTV leads

PART NO.	DESCRIPTION	QTY
0-775-21	1m CCTV lead	1
0-775-22	2m CCTV lead	1
0-775-23	3m CCTV lead	1
0-775-25	5m CCTV lead	1

PART NO.	DESCRIPTION	QTY
0-775-10	10m CCTV lead	1
0-775-14	15m CCTV lead	1
0-775-19	20m CCTV lead	1



CCTV KITS & VEHICLE SAFETY CCTV ACCESSORIES CABLES

SUZI CABLE



Suzi cable kit. Comprises:

- 1 x Suzi cable 3.5m working length (0-776-96)
- 2 vehicle connectors (10m female end (0-776-94) & 0.3m male end for trailer (0-776-93))

PART NO.	DESCRIPTION	QTY
0-776-95	Complete kit	1
0-776-93	0.3 trailer socket (male)	1
0-776-94	10m tractor socket (female)	1
0-776-96	3.5m working length Suzi cable	1

3-CAMERA SUZI CABLE



CCTV Heavy-duty retractable Suzi cable with connecting leads, 3.5m working length

- Trailer socket end with 3 x male 4-pin connectors and truck end with 3 x female 4-pin connectors
- Protected to IP66
- Allows fitting of up to 3 cameras on a trailer through a single Suzi cable

PART NO.	DESCRIPTION	QTY
0-775-93	Complete kit	1
0-775-91	0.3m trailer socket (male)	1
0-775-92	0.3m tractor socket (female)	1
0-775-99	3.5m working length Suzi cable	1

HEAVY-DUTY RETRACTABLE CABLE - PUSH FIT



PART NO.	DESCRIPTION	QTY
4-776-85	Complete kit	1
4-776-83	0.3m trailer socket (male)	1
4-776-84	10m tractor socket (female)	1
4-776-86	3m working length Suzi cable	1

CCTV ADAPTORS

OE CCTV ADAPTOR LEADS



IN-CAB MONITORS	ADAPTORS	PART NO.	QTY
SCANIA/MAN trucks	Male 4-PIN to Fakra - 0.45m	0-775-74	1
DAF trucks	Male 4-PIN to RCA - 0.15m	0-775-73	1
VOLVO trucks	Male 4-PIN to FM4 FH4 - 0.15m	0-775-20	1
MAN/TGE/VW Crafter	Male 4-PIN to Fakra Male - 0.2m	0-775-83	1

NEW

CCTV KITS & VEHICLE SAFETY CCTV ACCESSORIES CCTV ADAPTORS

CCTV HARD WIRE KIT

CCTV Hard Wire Kit with ATO, Micro & Low Profile Fuse Adaptors

- Power to CCTV/dash camera with no stray wires
- 3m of cable for hard wire installation
- 5A max current



PART NO.	DESCRIPTION	QTY
0-776-97	Hard wire kit	1

VOLTAGE DROPPER

Voltage dropper to reduce monitor output from 24V to 12V camera

- Male 4-pin to female 4-pin
- 28.5cm



PART NO.	DESCRIPTION	QTY
0-774-90	Voltage dropper connector cable	1

Y PIECE SPLITTER CABLE

Male 4-Pin Y Piece Splitter Cable to 2 Female 4-Pin Aviation

- Camera output can be split to 2 devices
- 20cm length
- Screened cable

PART NO.	DESCRIPTION	QTY
0-775-84	Y piece splitter cable	1
0-775-81	1 x Non-DC output and 1 x DC output	1



FORD SYNC INFOTAINMENT SYSTEM CONNECTING LEAD

Upgrade or replace your Ford SYNC system with ease. This 32-pin adaptor lead connects factory wiring to SYNC 2.5 or SYNC 3 units (software v3.0–3.3), ensuring full compatibility with 7" and 8" displays in 2013–2023 Ford models. Ideal for SYNC 2 to SYNC 3 conversions or module replacements.

PART NO.	DESCRIPTION	QTY
0-775-95	32-PIN adaptor lead	1



LOW VOLTAGE STABILISER FOR PULSE WAVE MODULATION

This stabiliser ensures a steady power supply to monitors by regulating voltage and smoothing PWM outputs, preventing flicker, resets, or potential damage caused by fluctuating or noisy signals. Designed for vehicles with CANbus systems or multiplex wiring, where the reverse light feed provides a PWM low-frequency signal instead of a constant 12V trigger.

PART NO.	DESCRIPTION	QTY
4-776-09	Low voltage stabiliser	1



DVR ACCESSORIES

SSD DRIVES



2.5" Solid State Drive compatible with all Durite Hard Disk DVRs.

- Read Speed: 520 MBps
- Write Speed: 470 MBps
- Quicker start-up time

PART NO.	DESCRIPTION	QTY
0-775-72	1TB	1
4-775-72	2TB	1

INTEGRAL M.2 SSD DRIVES



Integral M.2 2280 SSD for Durite 6-Channel SSD DVRs only.

- Read Speed: 520 MBps
- Write Speed: 450 MBps
- Quicker start-up time

PART NO.	DESCRIPTION	QTY
4-775-71	1TB	1
4-775-73	2TB	1

SD CARDS



Class 10 micro SD card (SanDisk Ultra).

PART NO.	DESCRIPTION	QTY
0-775-03	256GB	1
0-775-28	128GB	1
0-775-64	64GB	1
0-775-32	32GB	1

DVR ADAPTORS



APPLICATION	ADAPTORS	PART NO.	QTY
DVR to monitor without power	Connector cable (Female 4-PIN to Female 4-PIN) 20cm	0-876-27	1
DVR to monitor with power	Connector cable (Female 4-PIN to Female 4-PIN) 20cm	0-876-25	1
DVR to camera	Connector cable (Male 4-PIN to Female 4-PIN) 28.5cm	0-774-90	1

TIMER RELAY & SWITCH

TIMER CUT OFF RELAY & SWITCH

Cut Off Relay Module with Push Button Switch to silence the alarm for +/-4 minutes. Application: to be used with an external speaker during anti social hours 23:30 to 07:00.

- Max load: 10A
- 10G vibration rating
- Protected to IP68
- E-Marked R10 EMC, UKCA & CE approved



PART NO.	DESCRIPTION	QTY
0-876-81	Timer cut off relay & switch	1

CCTV WIRELESS AERIALS

CCTV WIRELESS AERIAL

Replacement aerial for any wireless monitor or camera

- Operation Frequency 2400~2483.5MHz
- 0-775-49 Long male SMA
- 4-775-97 Mid female SMA



AERIAL FOR MONITOR	PART NO.	AERIAL FOR CAMERA	PART NO.
0-775-40	0-775-49	0-775-29	0-775-49
0-775-42	0-775-49	4-776-06	0-775-49
4-776-08	0-775-49	4-776-22	0-775-49
0-775-58	4-775-97		
4-776-23	0-775-49		

WARNING SIGNS

LED BLIND SPOT CYCLE WARNING SIGN WITH EXCLAMATION MARK

Compact & highly visible flashing sign, warns cyclists the vehicle is about to turn.

- Suitable for 12V and 24V vehicles.
- Micro-controller allows for automatic shut-off when the hazard lights are in operation and also for reduced brightness at night.
- Tough polycarbonate frame with stainless steel backing and potted electronics to ensure long life in all conditions.
- Splash-proof
- Single M8 x 30mm Bolt for mounting. 140 x 140 x 20mm
- E-Marked R10 EMC



PART NO.	DESCRIPTION	QTY
0-870-61	3.6W LED cycle safety sign	1

SELF-ADHESIVE VINYL SAFETY SIGNS

Blind spot take care

- Landscape 300 x 200mm
- Portrait 200 x 300mm

CCTV operating on this vehicle

- External - Large sign 150 x 110mm
- Internal - Small sign 60 x 80mm

PART NO.	DESCRIPTION	QTY
0-870-51	Landscape Blind spot - take care	1
0-870-50	Portrait Blind spot - take care	1
0-870-53	Internal CCTV operating on this vehicle	5



FRENCH BLIND SPOT WARNING SIGN FOR HGVS OVER 3.5T

Durite French warning sign "Attention Angles Morts" translates to "Warning Blind Spots" to warn vulnerable road users in urban areas.

Since January 2021 HGVs over 3.5T operating in France must be fitted with 3 warning signs (right side, left side and rear of the vehicle) or could risk being fined €135.

The warning signs are used to show the blind spot zones to vulnerable road users in urban areas, highlighting the potential hazard and providing guidance to help mitigate the danger.

- 250 x 170mm Portrait
- Waterproof vinyl plastic & adhesive
- Vibrant colours to comply with the regulation
- Laminated for added protection & longer life



PART NO.	DESCRIPTION	QTY
0-870-54	French warning sign	1

WHY DURITE CCTV KITS?

WHAT SHOULD YOU BE LOOKING FOR IN A KIT



1. MONITOR SIZE & NUMBER OF CHANNELS



Leisure customers might prefer a smaller 5" monitor whilst Truck drivers usually go for 7".

9" monitors are becoming increasingly popular as they are recommended by FORS.



2. APPLICATION - WIRED OR WIRELESS



Commonly commercial vehicles are fitted with a wired kit.

Wireless systems enable a driver to easily interchange trailers. Installation is also quicker since no cable is needed between cameras and monitor.



3. NUMBER OF TRIGGERS



Do you want the monitor to automatically display a camera view?

If the customer wants the monitor to automatically display the left camera when turning left and rear camera when reversing, the kit will need 2 triggers.

Sometimes CCTV kits come with 1 trigger only.

4. QUALITY OF THE DISPLAY



Cameras & Monitor

Make sure the monitor is TFT-LCD. Together with CCD cameras or CMOS cameras with over 600TVL to get a good quality image.

Rear & side cameras should have infrared LEDs for night vision.

5. IP RATING



Making sure your cameras are protected against the elements

Go for IP68 as minimum for a fully water- and dustproof camera.

An IP69K rating means your camera will resist jet/pressure wash.



6. QUALITY ASSURANCE



Warranty / Certification / Accreditation

Make sure your kit is E-Marked and look for extended warranty terms.

A 2-year warranty is often a gauge of quality.

FORS Associate Suppliers is a good starting point when selecting your supplier.

FOR THE FULL DURITE RANGE OF CCTV KITS, SEE PAGES 20–25.

02

LIGHTING



**ONE OF THE MOST
VERSATILE LED
LIGHTING RANGES
ON THE MARKET.**

WARNING LIGHTS	52
LIGHT BARS	60
BEACONS.....	65
WORK LAMPS.....	70
INTERIOR/EXTERIOR LAMPS.....	88
LABCRAFT.....	94
REAR COMBINATION LAMPS.....	97
SINGLE FUNCTION LIGHTS.....	105
MARKER LAMPS.....	106
HEADLAMPS	108
NUMBER PLATE LAMPS.....	109
REFLECTORS	110
BULBS, DISPENSERS & BULB HOLDERS	111

WARNING LIGHTS

LED WARNING LIGHTS

Works with

Please see corresponding numbers for possible synchronisation. For example 0-441-40 and 0-441-07 can be used together.

1 2 3

HIS-VIS ILLUMINATION LAMP FEATURING HINVII™ TECHNOLOGY



LED WARNING LAMP FEATURING HINVII™ TECHNOLOGY

Dramatically enhances work site safety by actively illuminating high-visibility clothing, cones, and signage, maximising worker visibility in high-traffic zones, low-light conditions, and fog.

- 12/24V
- 18W amber warning light with HINVII™ technology
- 6 x 3W Amber LEDs, 6 x 405Nm HINVII™ LEDs
- 69 programmable flash patterns
- Protected to IP67/IP69K
- E-Marked R10 EMC, RoHS

CLARITY IN THE DARK, CONFIDENCE IN THE FIELD



PART NO.	DESCRIPTION	QTY
0-442-41	Hi-vis warning lamp	1

Engineered for utility, construction, and commercial service vehicles, it's setting a new industry standard in vehicle safety lighting.

NEW



R10 WARNING LIGHTS




Approved



R10 HIGH INTENSITY

- 19 programmable flash sequences
- 0.5W LEDs
- CE, EMC R10 approved
- Protected to IP67



PART NO.	DESCRIPTION	WATTS	QTY
0-441-70	6 LEDs Amber L 112.6 x W 28.3 x H 12.6mm	6 x 0.5W	1
0-441-75	6 LEDs Red L 112.6 x W 28.3 x H 12.6mm	6 x 0.5W	1
0-441-67	6 LEDs Amber/White L 112.6 x W 28.3 x H 12.6mm	6 x 0.5W	1
0-441-65	6 LEDs Amber/Red L 112.6 x W 28.3 x H 12.6mm	6 x 0.5W	1
0-441-72	4 LEDs Amber L 86 x W 33 x H 11mm	4 x 0.5W	1

R65 WARNING LIGHTS

R65 ULTRA-HIGH INTENSITY SLIMLINE 1

- Amber, Blue, Red or White
- 3W LEDs - 3 or 6
- 20 flash patterns
- Black aluminium housing
- Protected to IP68
- CE and EMC R10, R65 approved



Approved



Top picks for EVs



Amber

Blue

Red

White

*R10 only

PART NO.	DESCRIPTION	WATTS	QTY
0-441-00	6 LEDs Amber W 113 x L 28.4 x D 9mm	6 x 3W	1
0-441-02	6 LEDs Blue W 113 x L 28.4 x D 9mm	6 x 3W	1
0-441-05	6 LEDs Red W 113 x L 28.4 x D 9mm	6 x 3W	1
0-441-07*	6 LEDs White W 113 x L 28.4 x D 9mm	6 x 3W	1
0-441-30	3 LEDs Amber W 75 x L 28.1 x D 10mm	3 x 3W	1

SAE CLASS 1 LED SLIMLINE WARNING LIGHT

12/24V IP67 R10 R65

- 6 x 3W amber LEDs
- 29 programmable flash patterns
- Protected to IP67
- L 120.6 x W 32.2 x H 14.3mm
- CE, E-Marked ECE R10, R65 Class 1, SAE Class 1



29 flash patterns



PART NO.	DESCRIPTION	QTY
0-441-80	6-LED amber warning light	1

SAE CLASS 1 6-LED AMBER LOW PROFILE WARNING LIGHT

12/24V IP67 R65 R10

- Ultra high intensity 6 x 3W LEDs flush warning light
- 10 programmable flash sequences
- CE, ECE R65 Class 1, EMC R10, SAE Class 1
- L 120 x W 32 x H 14.4mm



Approved



PART NO.	DESCRIPTION	QTY
0-441-50	Amber low profile warning lamp	1

LIGHTING WARNING LIGHTS

R65 12-LED AMBER WARNING LIGHT - 5W



Approved



12/24V IP67 R65 R10

- 5W LED warning light
- 12 amber LEDs
- Protected to IP67
- 10 programmable flash sequences
- CE, ECE R65 and EMC R10.05
- L 114 x W 44 x H 24mm

PART NO.	DESCRIPTION	QTY
0-441-12	5W amber	1

HIGH INTENSITY R65 WARNING LIGHTS



Approved

NEW



12/24V IP69K R10 R65

- Amber LEDs
- 3, 4 or 6 LEDs
- Protected to IP69K
- Up to 30 flash patterns
- Black aluminium housing
- CE, E-Marked EMC R10, R65

PART NO.	DESCRIPTION	WATTS	QTY
0-441-16	3 LEDs 21 flash patterns L 93 x W 15 x H 35mm	5.6W	1
0-441-17	4 LEDs 30 flash patterns L 120 x W 15 x H 35mm	7.7W	1
0-441-18	6 LEDs 30 flash patterns L 158 x W 15 x H 35mm	11W	1

R65 CLASS 1 & CLASS 2 LED WARNING LIGHTS



Class 2 IP69K



12/24V IP69K R10 R65

- 1W Amber LEDs
- 11 flash patterns
- Protected to IP67/IP69K
- E-Marked R10, ECE R65, CE

PART NO.	DESCRIPTION	QTY
0-441-81	6-LEDs L 82.7 x W 35.7 x H 15.5mm Class 1	1
0-441-82	8-LEDs L 97.7 x W 35.7 x H 15.5mm Class 1	1
0-441-83	12-LEDs L 127.7 x W 35.7 x H 15.5mm Class 2	1

R65 CLASS 1 DARK LENS LED WARNING LIGHTS



Class 1 IP69K



12/24V IP69K R10 R65

- 3W Amber LEDs
- 11 flash patterns
- Protected to IP67/IP69K
- E-Marked R10, ECE R65 class 1, CE

PART NO.	DESCRIPTION	QTY
0-441-91	9-LEDs L 82.7 x W 35.7 x H 15.5mm	1
0-441-92	12-LEDs L 97.7 x W 35.7 x H 15.5mm	1
0-441-93	12-LEDs L 127.7 x W 35.7 x H 15.5mm	1



Dark Lens



LOOKING FOR A BLUETOOTH CONTROL BOX FOR WARNING LIGHTS, DRIVING LIGHTS & WORK LIGHTS? See page 59.



R65 CLASS 2 LED WARNING LIGHTS

12/24V IP69K R10 R65

- 1W Amber LED's
- Protected to IP67/IP69K
- E-Marked ECE R65 Class 2, EMC R10 & CE approved



Class 2



11 flash patterns

PART NO.	DESCRIPTION	QTY
0-442-56	12-LEDs L 125 x H 53 x D 14mm	1
0-442-57	18-LEDs L 125 x H 71 x D 14mm	1
0-442-58	24-LEDs L 125 x H 89 x D 14mm	1



GRILLE MOUNT R65 WARNING LIGHT

12/24V IP697 R10 R65

- 9 Amber LEDs
- Protected to IP67
- 10 flash patterns
- L 136.3 x W 25 x H 15mm
- CE, E-Marked EMC R10, R65

NEW

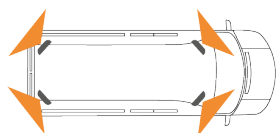


Approved

PART NO.	DESCRIPTION	QTY
E-ED5050A	Grille Mount Warning Lamp	1



R65 LED CORNER WARNING LIGHT



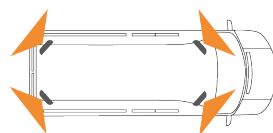
360° Coverage with 4

12/24V IP67 R65 R10

- 44 x 0.5W amber LEDs
- 36 flash patterns
- E-Marked R65 & R10 EMC
- L 192 x W 80 x H 55mm

PART NO.	DESCRIPTION	QTY
0-441-61	LED corner warning light	1

R65 LED CORNER WARNING LIGHT



360° Coverage with 4

12/24V IP67 R10 R65

- 5 x 3W amber SMD LEDs
- 10 flash patterns
- 120° horizontal light output
- L 176.8 x W 40.8 x D 55.6mm
- CE, E-Marked ECE R10, R65

PART NO.	DESCRIPTION	QTY
0-441-60	LED corner warning light	1

R65 WARNING LAMP WITH NPL



12/24V IP67 R10 R65

- 12 x 3W amber LEDs
- 3 x 0.5W white LEDs
- 36 flash patterns
- L 133 x W 36 x H 38mm
- CE, E-Marked R10, R65, R4

PART NO.	DESCRIPTION	QTY
0-441-85	Amber warning light with NPL	1

LIGHTING WARNING LIGHTS

R65 32" THIN WARNING LAMP BAR



Approved

12/24V IP65 R10 R65

- 30 x 1W amber LEDs
- 10 flash patterns
- Protected to IP65
- L 850 x W 49.8 x H 55.5mm
- E-Marked R10, R65, RoHS, CE approved

PART NO.	DESCRIPTION	QTY
0-441-68	Slim LED warning light bar	1

HEAVY-DUTY R10 TAIL LIFT LAMP



LED IP67

- Ultra robust amber tail lift lamp
- 9-SMD LEDs per unit
- 18 flash patterns
- Protected to IP67
- E-Marked R10, R6 & R91

PART NO.	DESCRIPTION	QTY
0-170-45	Amber tail lift lamp	1

R65 LED WARNING LIGHT



LED 12/24V IP67 R65

- 8.5W max
- 10 programmable flash patterns
- Polycarbonate lens with aluminium alloy housing
- Bracket or surface mounting
- CE, E-Marked, ECE R65 approved
- Protected to IP67
- 400mm flying leads
- L 74 x W 74 x D 41.02mm


PART NO.	DESCRIPTION	QTY
0-442-00	12-LED amber work lamp	1

DUAL FUNCTION LED R65 WARNING LAMPS



10-30V IP67 R10 R65

- 6 x 3W warning LED
- 20 safety function LEDs
- 10 flash patterns
- CE, E-Marked ECE R10, R65



PART NO.	DESCRIPTION	QTY
0-441-55	Warning lamp with Stop/Tail	1
0-441-56	Warning lamp with Direction Indicator	1
0-441-57	Warning Lamp with Side Marker	1
0-441-58	Warning Lamp with DRL	1

Works with

Please see corresponding numbers for possible synchronisation.
For example 0-441-40 and 0-441-07 can be used together.

1 2 3

R65 CLASS 2 HIGH INTENSITY WARNING LAMP



12/24V IP69K R10 R65



3 mount options



Class 2



Approved

- 1W x 27 amber LEDs
- 11 flash patterns
- Protected to IP69K
- 3 mounting options; L-bracket, bottom bracket or surface mount
- PC Lens and aluminium base
- L 110 x H 29 x D 44mm
- E-Marked ECE R65 Class 2, EMC R10 & CE approved

PART NO.	DESCRIPTION	QTY
0-441-59	High intensity work lamp	1

HIGH INTENSITY LED 12/24V WARNING LIGHTS

LED 12/24V

- Chrome bezel
- 2-bolt fixing
- CE and ECE approved

Available with 3 LEDs
Vertical - L 29 x W 41 x H 98mm
Horizontal - L 98 x W 41 x H 29mm

Available with 4 LEDs
Vertical - L 29 x W 41 x H 118mm
Horizontal - L 118 x W 41 x H 29mm

	2		3		QTY
	VERTICAL		HORIZONTAL		
	3 LEDs	4 LEDs	3 LEDs	4 LEDs	
AMBER	0-442-30	0-442-40	0-442-10	0-442-20	1
WHITE	-	-	0-442-07	0-442-17	1
RED	-	-	0-442-05	0-442-15	1
BLUE	-	-	0-442-02	0-442-12	1
GREEN	-	-	0-442-04	-	1



R65 12/24V HORIZONTAL LED WARNING LIGHTS

LED 12/24V IPX8 R65

- Amber LEDs
- Black aluminium housing
- R65 and ECE approved
- Protected to IPX8



PART NO.	DESCRIPTION	QTY
0-442-11	3 LEDs. 12 flash patterns. L 98 x W 41 x H 29mm	1 2
0-442-21	4 LEDs. 19 flash patterns. L 119 x W 41 x H 31mm	1 3



LOOKING FOR A COMBINED WARNING LIGHT WORK LAMP?

See pages 77 & 78.



LIGHTING WARNING LIGHTS

R10 6-LED AMBER WARNING LIGHT



6 flash patterns

12/24V IP67 R10

1.8 meter flying lead.

- 6 x 3W Amber LEDs
- 6 flash patterns: single; 67, 119, 208 & 375 FPM, double and quad flash
- Waterproof IP67
- ADC12 aluminium housing, PC lens & reflector
- L 143.50 x W 38.50 x H 95.50mm
- E-Marked R10

PART NO.	DESCRIPTION	QTY
0-442-29	Amber warning light	1

25W R65 WARNING LAMP WITH SCENE LIGHT



Approved



12-24V IP67 R65 R10

- 9 amber & 3 white LEDs
- 13 flash patterns
- E-Marked R65 & R10 EMC
- L 170 x W 70.5 x H 81.5mm

PART NO.	DESCRIPTION	QTY
0-441-62	12-LED Amber warning light	1

LED RECHARGEABLE WARNING FLARES



9 flash patterns



LED IP67

- 16 SMD LEDs per unit
- Up to 60 hours burn time
- 9 flash patterns
- Protected to IP67
- Strong magnetic base

PART NO.	DESCRIPTION	QTY
0-446-60	6-LED warning flares in battery charging case	1
0-446-61	1-LED warning flare supplied with charger	1

LED RECHARGEABLE WARNING LIGHTS



3 flash patterns



Magnetic suction base.

LED IP66

RECHARGEABLE & MAGNETIC

- 3.7VDC, 2200mAh Li-ion battery
- 12 SMD 3030 LEDs, 6W
- Single, double & alternating flash
- Up to 4 hours run time
- Charges in less than 2 hours
- Magnetic base - 70mph
- Protected to IP66
- L 125 x W 108 x H 60mm
- E-Marked R10, R65 (12/24VDC only)
- Supplied in BMC with UK 230V charger and 12/24V Cigarette lighter plug

PART NO.	DESCRIPTION	QTY
0-441-11	Rechargeable warning lights	1

Works with

Please see corresponding numbers for possible synchronisation. For example 0-441-40 and 0-441-07 can be used together.

1 2 3

R65 19MM LED WARNING LIGHT



14 flash patterns

LED R65 R10

- 10-30V
- Ø 19mm round warning lamp
- 5W Amber warning, 0.4W position
- 14 Flash patterns
- Protected to IP67
- Supplied with flush and curved grommets
- CE, E-Marked R148, R65, R10 EMC

PART NO.	DESCRIPTION	QTY
0-441-46	Amber Warning *R65 & R10 only	1
0-441-47	Amber warning & Amber position	1
0-441-48	Amber warning & Red position	1
0-441-49	Amber warning & White position	1



R65 36MM LED WARNING LIGHTS

LED R65 R10

- 10-30V
- Round warning lamp
- 3W 3535 LEDs
- E-Marked R65, R10 EMC
- Ø 36mm

PART NO.	DESCRIPTION	WATTS	QTY
0-441-41	Amber IP67 36 flash patterns	4 x 3W	1
0-441-45	Red IP67 36 flash patterns	4 x 3W	1



R65 25MM LED WARNING LIGHT



Top pick for EVs

1

IP68 R65 LED 12/24V



- 3 x 3W LEDs
- Protected to IP68
- 20 selectable flash patterns
- Black aluminium housing
- CE, E-Marked ECE R65 Class 1, SAE Class 1 approved

PART NO.	DESCRIPTION	QTY
0-441-40	25mm Amber	1



WIRELESS CONTROL BOX



IP67

For Durite warning, driving & work lights.

- Input 10-30V, 20A max
- 6 port outputs, 250W per port
- 50m control transmission distance
- Protected against overload
- On/off, high/low beam and pattern control
- Protected to IP67
- E-Marked R10 EMC, CE

PART NO.	DESCRIPTION	QTY
0-443-96	Control box	1

LIGHT BARS

LED LIGHT BARS

R65 AMBER LIGHT BARS

WITH 1-BOLT OR 4-BOLT



- Approved**
- Dual voltage**
12/24V
- Waterproof**
IP67
- Warranty**
3 year

COMPACT & POWERFUL

- 10 programmable flash patterns, including double
- E-Marked, ECE R65 and ECE R10 approved
- Supplied with flying leads and carbon steel mounting brackets (4m cable & cigarette plug - magnetic)
- Robust UV resistant polycarbonate lens
- SMD LEDs

- 1ft, 2ft, 3ft, 4ft & 5ft
- 360° bright light output

PART NO.	SIZE	DESCRIPTION	LEDS	WATTS	QTY
0-443-46	1ft (286mm)	1-Bolt Amber	40 x 1W	40W max	1
0-443-44	1ft (286mm)	4-Bolt Amber	40 x 1W	40W max	1
0-443-40	2ft (760mm)	4-Bolt Amber	104 x 0.5W	52W max	1
0-443-41	3ft (980mm)	4-Bolt Amber	128 x 0.5W	64W max	1
0-443-42	4ft (1200mm)	4-Bolt Amber	152 x 0.5W	76W max	1
0-443-43	5ft (1420mm)	4-Bolt Amber	176 x 0.5W	88W max	1



1FT RECHARGEABLE MAGNETIC LIGHT BAR



12/24V IP66 R10 R65

- 1ft (278mm) rechargeable light bar
- 20 x 3W Amber LEDs (60W max)
- 7.4V 6600mAh Li-ion battery
- 10 flash patterns
- Waterproof - IP66

- Magnetic base
- Remote control
- E-Marked R10 approved
- L 278 x W 164 x H 57mm

⚡ Achieve R65 when plugged in.

- Rechargeable**
- Approved**

Top pick for EVs

PART NO.	DESCRIPTION	QTY
0-443-04	Magnetic mount	1

LIGHTING LIGHT BARS LED LIGHT BARS

1FT RECHARGEABLE MAGNETIC LIGHT BAR

12/24V IP66 R10 R65

Achieve R65 when plugged in.

- 1ft (260mm) rechargeable light bar
- 30 x 3W Amber LEDs (24W max)
- 7.4V 4400mAh Li-ion battery
- 10 flash patterns
- Magnetic base
- Waterproof - IP66
- L 260 x W 190 x H 52.5mm
- Supplied with 3.8M cable with cigarette lighter plug & remote control
- E-Marked R10, R65 (12/24VDC only)



Rechargeable



Approved

PART NO.	DESCRIPTION	QTY
0-443-19	Magnetic mount	1



R65 AMBER LED LIGHT BARS

12/24V IP65 R65 R10

- 1ft (280mm) amber LED light bars
- 10 flash patterns
- 24 x 3W LEDs (72W max)
- Waterproof to IP65
- Supplied with 4m cable and switch (cigarette plug for magnetic)
- E-Marked R65, R10 EMC approved



Top pick for EVs



Approved

PART NO.	DESCRIPTION	QTY
0-443-01	Single bolt light bar	1
0-443-02	Magnetic base light bar	1



R65 AMBER MINI LED LIGHT BARS

12/24V IP65 R10 R65

- 0.75ft (260mm) amber LED light bars
- 10 flash patterns
- 30 x 3W LEDs (90W max)
- Waterproof to IP65
- Supplied with 4m cable and switch (cigarette plug for magnetic)
- E-Marked R65, R10 EMC approved



Top pick for EVs



Approved



Mini 0.75ft

PART NO.	DESCRIPTION	QTY
0-443-17	Single bolt light bar	1
0-443-18	Magnetic base light bar	1



R65 1FT (390MM) AMBER LENS LIGHT BARS


12/24V IP65 R10 R65

- 36 LEDs (48W max)
- Single, double & rotating flash
- Supplied with 4m cable (cigarette plug for magnetic)
- E-Marked R10, R65 & CAP168 approved
- L 390 x W 183 x H 121mm



Approved

PART NO.	DESCRIPTION	QTY
0-443-81	Single bolt	1
0-443-82	Magnetic mount	1



R65 CLASS 2 1FT LIGHT BARS



Class 2 Approved

NEW



12/24V IP69K R10 R65

- 1ft (305mm)
- 84 SMD5730 amber LEDs
- Max power 30W
- 15 flash patterns
- Protected to IP67/69K
- Supplied with 4m flying lead (cigarette plug for magnetic)
- E-Marked R65 Class 2 (TA2), R10 approved

PART NO.	DESCRIPTION	QTY
0-443-57	Single Bolt	1
0-443-58	Magnetic	1



R10 AMBER LIGHT BAR



Approved

12/24V IP67 R10



- 1FT (305mm)
- 72 amber LEDs
- Max power 36W
- 10 flash patterns
- E-Marked ECE R10 EMC approved
- Waterproof to IP67

PART NO.	DESCRIPTION	QTY
0-443-37	Magnetic mount	1

R65 12/24V AMBER LED LIGHT BARS



LED 12/24V IP65 R65

- L 297 x W 175 x H 53mm
- Amber 20 x 3W LEDs
- ECE and R65 approved
- 3 flash patterns; single, double and rotating
- Protected to IP65

PART NO.	DESCRIPTION	QTY
0-443-60	Single bolt light bar	1
0-443-65	Magnetic light bar	1

12-48V LED LIGHT BARS



LED 12-48V

- 65 flashes per minute
- ECE and EMC approved
- 2 x 12-LED heads
- L 410 x W 205 x H 122mm

PART NO.	DESCRIPTION	QTY
0-443-70	2-bolt LED light bar	1
0-443-75	Magnetic LED light bar	1

R65 AMBER LENS 4-BOLT LED LIGHT BARS

12/24V IP67 R65 R10



Approved



- 10 programmable flash patterns, including double
- E-Marked, ECE R65 and ECE R10 approved
- Supplied with flying leads & mounting brackets
- Robust UV resistant polycarbonate amber lens

PART NO.	SIZE	SMD LEDs	WATTS	QTY
0-443-48	2ft (760mm)	104 x 0.5W	52W max	1
0-443-49	4ft (1200mm)	152 x 0.5W	76W max	1



SEE OUR LIGHT BARS
IN ACTION



@DURITELIMITED

R65 2FT & 4FT SLIM LED LIGHT BARS

12/24V IP69K R10 R65



Class 2



Approved

- 19 flash patterns
- Protected to IP67/IP69K
- Supplied with 1000mm flying leads
- 13mm thick robust polycarbonate lens
- E-Marked, ECE R65 Class 1, Class 2, ECE R10 approved & CE approved

PART NO.	SIZE	LEDS	WATTS	FUNCTIONS	QTY
0-443-26	2ft (572mm)	92 LEDs	180W	-	1
0-443-27	4ft (1027mm)	156 LEDs	244W	-	1
0-443-28	4ft (1027mm)	156 LEDs	244W	Stop/Tail/DI/Reverse	1
0-443-89	Adjustable Riser Kit. Up to 120mm				1



Adjustable footpack has 3 adjustment settings; raises light bar up to <120mm.

R10, R6, R7 LED LIGHT BAR WITH STOP/TAIL/DI

LED 12/24V IP67 R10 R6 R7

- 12/24V amber LED light bar with stop / tail / direction indicator function
- 4ft (1200mm), 4-bolt mount
- 136 SMD LEDs, 76W
- Protected to IP67
- 10 flash patterns
- Aluminium chassis with PC Lens
- ECE R10 EMC, R6 and R7 approved

PART NO.	DESCRIPTION	QTY
0-443-51	4ft Stop/Tail/DI amber light bar	1



Robust design



Approved

LIGHTING LIGHT BARS LED LIGHT BARS

R65 PREMIUM LED LIGHT BARS

12/24V IP65 R10 R65

- 19 programmable flash patterns, including double
- 1W LED with 4D reflectors for maximum 360° light output
- 126W max power
- 4-bolt fixing
- Protected to IP65
- Supplied with flying leads
- Robust 3mm thick polycarbonate lens
- E-Marked, ECE R65 and ECE R10 approved



Robust design



Warranty
3 year



Approved



PART NO.	DESCRIPTION	LEDS	WATTS	QTY
0-443-31	1ft (356mm) Amber	36 x 1W	36W max	1
0-443-32	2ft (743mm) Amber	72 x 1W	72W max	1
0-443-34	4ft (1183mm) Amber	108 x 1W	108W max	1



3mm thick industrial lens
withstands shocks

R65 ROTATING LIGHT BARS

R65 12/24V ROTATING LIGHT BAR



12/24V R65

- Mirrored reflector
- 160 ± 30 RPM
- L 395 x W 208 x H 148mm
- Amber lens
- Supplied without H1 bulbs
- ECE R65 and CE approved

PART NO.	DESCRIPTION	QTY
0-443-00	2-bolt fixing 12/24V light bar	1

R65 12/24V ROTATING LIGHT BAR



12/24V R65

- Mirrored reflector and amber lenses
- ECE R65 and CE approved
- 160 ± 30 RPM
- Illuminated centre section white to front and red to rear
- Supplied without bulbs
- L 1200 x W 210 x H 140mm

PART NO.	DESCRIPTION	QTY
0-443-12	1.2m light bar	1

SWITCH PANEL



- 10-30V
- 15A at 12V / 10A at 24V
- Protected to IP64
- 18AWG 5 core cable
- 1.2M cable
- L 188.3 x W 108 x H 58mm
- CE approved

PART NO.	DESCRIPTION	QTY
0-443-98	Light bar switch panel	1

Works with all Durite lights with adjustable flash patterns.

“

Multifunction Amber & Green LED beacons



BEACONS LED BEACONS

R10 LED BEACONS

IN AMBER & GREEN WITH SINGLE BOLT,
3-BOLT, FLEXI-DIN OR MAGNETIC BASE



Single bolt, 3-bolt,
flexi-DIN or magnetic base



3 flash patterns



Approved



Dual voltage
12/24V



Waterproof
& dust-resistant

- 9W max, 40 LEDs
- Amber or Green polycarbonate lens
- Multifunction double, six & rotating flash
- Current draw 0.75A @ 12VDC
- CE, ECE EMC R10
- Protected to IP55

DESCRIPTION	AMBER	GREEN	QTY
	PART NO.	PART NO.	
Single bolt. H195mm x Ø128mm	0-445-06	4-445-06	1
3-bolt. H155mm x Ø140mm	0-445-08	4-445-08	1
Flexi-DIN. H250mm x Ø128mm	0-445-24	4-445-24	1
Magnetic base. H170mm x Ø140mm	0-445-60	4-445-60	1
Coloured lens	4-445-98	4-445-96	1

R65 THREE BOLT LED BEACON

LED

IP65

R65

R10

- 24 x 3W LEDs
- 3 flash patterns - single, double and rotating flash
- Protected to IP65
- E-Marked R65, R10 EMC
- Ø140 x H 190mm



PART NO.	DESCRIPTION	QTY
0-445-27	Three bolt LED	1
4-445-95	Amber replacement lens	1

R65 SINGLE BOLT CLEAR LENS LED BEACON

LED

12/24V

IP56

R65

- 24 x 3W amber LEDs
- 3 flash patterns
- Protected to IP56
- Ø128 x H 230mm
- ECE R65, ECE R10 and CE approved



PART NO.	DESCRIPTION	QTY
0-445-26	Clear lens single bolt beacon	1
4-445-97	Clear replacement lens	1

R65 LED BEACONS - 12/24V



Top picks
for EVs



LED IP56 R65 R10

- Single flash, double flash, rotating
- 45 SMD LEDs
- Protected to IP56
- E-Marked, ECE R10, ECE R65 & CE approved

PART NO.	DESCRIPTION	QTY
0-444-41	Single bolt. H 165 x Ø128mm	1
0-444-43	3-bolt. H 125 x Ø 140mm	1
0-444-59	Flexi-DIN. H 210 x W Ø128mm	1
0-444-85	Magnetic base. H 135 x Ø140mm	1

R65 & R10 approved

RECHARGEABLE LED BEACON



Approved

LED IP56 R65 R10

- Rotating flash 125RPM
- 7.4V 2000mA Li-Ion battery
- Magnetic mount with suction cup
- Supplied with UK 230V charger and 12V cigarette lighter plug
- Protected to IP56
- E-Marked R65, R10 EMC



Portable & rechargeable.

PART NO.	DESCRIPTION	QTY
0-445-15	Magnetic base	1

ULTRA LOW PROFILE BEACON



Top pick
for EVs

12/24V IP65 R65 R10

- Ultra low magnetic beacon
- 14 x 3W amber LEDs
- Supplied with 3.8m cable & cigarette lighter plug
- 13 flash patterns
- Protected to IP65
- H 73 x W Ø163mm
- E-Marked R65, R10 EMC



PART NO.	DESCRIPTION	QTY
0-445-10	Magnetic base	1

REMOTE CONTROLLED RECHARGEABLE LED BEACON



Top pick
for EVs



LED IP65 R65 R10

- 12 x 3W LEDs
- Wireless control distance of up to 25m
- 3 flash patterns - single, double and rotating flash
- 7.4V 5200mAh Li-ion battery
- Supplied with UK 230V charger and 12V cigarette lighter plug
- Magnetic base
- Protected to IP65
- E-Marked R65, R10 EMC
- Ø130 x H 80mm

PART NO.	DESCRIPTION	QTY
0-445-14	Magnetic base	1

LOW PROFILE BEACONS

LED IP65 R65 R10

- 10-30V
- 45 x 0.45W 2835 SMD amber LEDs
- Low profile
- 3 flash patterns - rotating, dual flashing, sextuple
- Protected to IP65
- E-Marked R65 & R10



Top pick for EVs



	SINGLE BOLT	FLEXI-DIN	QTY
Low profile beacon	0-445-36	0-445-54	1

DUAL COLOURED LED BEACON WITH SEAT BELT KIT

LED 12/24V IP66 R10

- 20W dual amber & green LED beacon
- Single, dual & rotating flash patterns
- Protected to IP66
- E-Marked R10 EMC, ECE R16 seat belt, CE approved



Approved



	BEACON & SEAT BELT KIT	BEACON ONLY	QTY
Single Bolt	0-445-50	0-445-51	1
Flexi-DIN	0-445-56	0-445-57	1
Seat belt Kit	0-445-52		1

R10 DUAL COLOURED LED BEACONS

LED 12/24V IP65 R10

- 20W amber & green LED beacon
- Single, double & rotating flash patterns
- Amber only, green only or alternate green/amber flash
- Protected to IP65
- E-Marked R10, RoHS, CE approved



	FLEXI-DIN	SINGLE BOLT	QTY
Dual coloured	0-445-59	0-445-41	1

Alternate colour flash



SIGN UP TO DURITE'S E-NEWS FOR THE LATEST PRODUCT, INDUSTRY & REGULATORY NEWS. WWW.DURITE.CO.UK



LIGHTING BEACONS LED BEACONS

R10 2-BOLT LED BEACON



🔧 10-110V.

LED 12/24V IP67 R10

- 16W, 10-110V
- 0.5W x 32 LEDs
- Single, double & quad flash patterns
- Protected to IP67
- Polycarbonate lens
- Ø73 x W 112 x H 117mm
- E-Marked R10, CE, RoHS approved

PART NO.	DESCRIPTION	QTY
0-445-78	R10 LED beacon	1

R65 SINGLE BOLT LED BEACON



LED 12/24V IP56 R65

- 132 single flashes per minute
- Protected to IP56
- Ø128 x H 200mm
- ECE R65, ECE R10 and CE approved

PART NO.	DESCRIPTION	QTY
0-445-16	R65 LED beacon	1

12/24V JUMBO 3-BOLT LED BEACON



LED 12/24V IP66 R65

- 3-bolt, amber lens
- 3W x 8 LEDs
- 15 flash patterns
- Single flash 120FPM
- Protected to IP66
- Ø163 x H 167.6mm
- EMC, ECE R65 and CE approved

PART NO.	DESCRIPTION	QTY
0-445-95	Jumbo beacon	1

12-110V LOW PROFILE LED BEACONS



🔧 12-110V.

LED 12-110V

- 5 high intensity LEDs
- CE approved
- 45 quad flashes per minute
- L 130 x W 130 x H 95mm

PART NO.	DESCRIPTION	QTY
0-445-85	3-bolt low profile LED beacon	1
0-445-86	Magnetic low profile LED beacon with 6 LEDs	1

12-80V MINI LED BEACON



LED 12-80V IP65

- 12-80V
- Double flash rate
- Protected to IP65
- 2-bolt fixing
- CE approved

PART NO.	DESCRIPTION	QTY
0-445-77	Mini LED beacon	1

🔧 Ideal for warehouses, forklifts and work equipment.

R65 ROTATING BEACONS

R65 BULB ROTATING BEACONS



12/24V R65

- Supplied without H1 bulb
- EMC, ECE R65 and CE approved
- 160 ± 30 RPM
- Amber lens

PART NO.	DESCRIPTION	QTY
0-444-01	Single bolt, H 156 x Ø131mm	1
0-444-03	3-bolt, H 143 x Ø153mm	1
0-444-19	Flexi-DIN, H 214 x Ø134mm	1
0-444-55	Magnetic (50mph), H 150 x Ø166mm	1

R65 ROTATING BEACONS



12/24V IP56 R65

- H1 55W / H1 70W
- 160 single flashes per minute
- Protected to IP56
- ECE R65, ECE R10 and CE approved

PART NO.	DESCRIPTION	QTY
0-444-75	R65 magnetic rotating beacon	1
0-444-39	R65 flexi-DIN rotating beacon	1

FLASHING BEACONS & DIN SPIGOTS

R65 12/24V FLASHING BEACON



12/24V

- EMC, CE and CAP168 ICAO approved
- 70 single flashes per minute
- Supplied without SCC bulb

PART NO.	DESCRIPTION	QTY
0-445-01	Single Bolt	1

DIN SPIGOTS

Vertical, Horizontal or Rotatable DIN spigot for spigot mount beacons



PART NO.	DESCRIPTION	QTY
0-445-19	Vertical DIN spigot or through mounting	1
0-445-20	Horizontal DIN spigot mounting	1
0-445-21	Rotatable DIN spigot vertical mounting	1

WORK LAMPS

LED WORK LAMPS

GREAT VALUE WORK LAMPS



🔧 1000 Lumens. 🔧 1300 Lumens. 🔧 1800 Lumens. 🔧 1800 Lumens.



Top picks for EVs



Waterproof



Can be used with STAND11



Great Value LED Work Lamps

LED IP67 12/24V

- A robust 12/24V LED work lamp
- Black powder coated die cast aluminium case
- Polycarbonate lens
- Protected to IP67

	PART NO.	DESCRIPTION	LUMENS	WATTS	QTY
	0-420-44	Square L 135 x W 108 x D 40mm	1000Lm	5 x 3W	1
	0-420-45	Round L 136 x W 114 x D 43mm	1300Lm	6 x 3W	1
	0-420-46	Square L 135 x W 108 x D 40mm	1800Lm	9 x 3W	1
	0-420-47	Round L 136 x W 114 x D 43mm	1800Lm	9 x 3W	1

EXTRA POWERFUL 54W COB LED WORK LAMPS



LED 4500LM IP69K 10-30V

- 9 x 6W COB LEDs
- 10-30VDC
- Colour temperature 5000 - 6500K
- Protected to IP69K
- ECE R10 approved
- Aluminium housing, PC lens



Approved



Super Bright

PART NO.	DESCRIPTION	QTY
0-420-86	Square work lamp. L 109 x W 57 x H 135mm	1
0-420-87	Round work lamp. L 116 x W 65 x H 136mm	1



Powerful

2500 LUMENS WORK LAMPS



LED IP67 10-30V

- Protected to IP67
- Black powder coated die cast aluminium case and polycarbonate lens

PART NO.	DESCRIPTION	LUMENS	QTY
0-420-34	Square. 30 x 1W LEDs L 111 x W 34.8 x H 136.5mm	2500Lm	1
0-420-04	Same as above. With toggle switch	2500Lm	1

🔧 Switch option.

COMPACT LED WORK LAMPS

LED 800LM IP68 12/24V

- 10W LEDs
- Flood or spot
- Protected to IP68
- Black powder coated die cast aluminium with polycarbonate lens and stainless steel swivel bracket
- CE, E-Marked R10



Compact



Approved

FLOOD	SPOT	DESCRIPTION		LUMENS	WATTS	QTY	
0-420-22	0-420-23	Square	Single bolt	L 53 x W 49.5 x H 84.2mm	800Lm	1 x 10W	1
0-420-24	0-420-25	Round	Single bolt	L 57 x W 58 x H 87mm	800Lm	1 x 10W	1

LED 3200LM IP68 12/24V

- 10W LEDs
- Built-in DT connector
- Protected to IP68
- Black powder coated die cast aluminium with polycarbonate lens and stainless steel swivel bracket
- CE, E-Marked R10



Use DT connector 0-011-42.

PART NO.	DESCRIPTION			LUMENS	WATTS	DT CONNECTOR	QTY
0-420-26	Rectangle	Single bolt	L 86 x W 51 x H 78.9mm	1600Lm	2 x 10W	2-PIN	1
0-420-27	Rectangle	Single bolt	L 111 x W 51 x H 86.7mm	2400Lm	3 x 10W	2-PIN	1
0-420-74	Square	Single bolt	L 78 x W 57 x H 103.2mm	3200Lm	4 x 10W	2-PIN	1

LED 2000LM IP68 12/24V

- 3 x 10W LEDs, 2000 Lumens
- Protected to IP68
- Black powder coated die cast aluminium with polycarbonate lens and stainless steel swivel bracket
- CE, E-Marked R10



SINGLE BOLT.	MAGNETIC	DESCRIPTION	QTY
0-420-31	0-420-30	L 85 x W 72.4 x H 132mm	1



Small, Compact & Powerful



SIGN UP TO DURITE'S E-NEWS FOR THE LATEST PRODUCT, INDUSTRY & REGULATORY NEWS. WWW.DURITE.CO.UK



LIGHTING WORK LAMPS LED WORK LAMPS

COMPACT 12/24V WORK LAMP



LED 1500LM IP68 12/24V

- 6 x 3W CREE LEDs
- Polycarbonate lens
- L 76 x W 42 x H 90mm
- Black powder coated die cast aluminium case
- CE approved

PART NO.	DESCRIPTION	QTY
0-420-78	18W work lamp	1



Mini



Top pick for EVs

4" LED WORK LAMP WITH SWITCH



LED 1800LM IP67 12/24V

- 9 x 3W LEDs, 27W
- Toggle on/off switch
- 1800 lumens
- Supplied with 450mm flying lead
- L 106 x W 35 x H 163mm
- Polycarbonate lens & aluminium housing
- E-Marked R10, CE approved

PART NO.	DESCRIPTION	QTY
0-421-15	4" Square with switch	1

9 X 3W 12/24V LED WORK LAMPS



LED 2150LM IP67 12/24V

- Polycarbonate lens
- 2150 lumens
- Black powder coated die cast aluminium case
- Supplied with 450mm flying lead
- CE approved

PART NO.	DESCRIPTION	QTY
0-420-66	Square. L 110 x W 60 x H 136mm	1
0-420-67	Round. L 116 x W 65 x H 137mm	1

3800 LUMENS LED WORK LAMPS



LED 3800LM IP67

- 16 x 3W
- Protected to IP67
- L 88 x W 125 x H 158mm
- Black powder coated die cast aluminium case
- Polycarbonate lens

PART NO.	DESCRIPTION	QTY
0-420-76	Flood work lamp	1
0-420-77	Spot work lamp	1



Flood or Spot

LIGHTING WORK LAMPS LED WORK LAMPS

27W WORK LAMP WITH DT



Top pick for EVs



DT connector

LED IP69K 12/24V 2400LM

- 9 x 3W LEDs
- Protected to IP69K
- L 107 x W 51.3 x H 147.3mm
- Aluminium housing with polycarbonate lens
- CE, E-Marked R10

Use DT connector 0-011-42.

PART NO.	DESCRIPTION	QTY
0-420-41	Work lamp	1



10-48V LED WORK LAMPS



LED IP67 10-48V 2000LM

- 10-48V
- Protected to IP67
- Polycarbonate lens
- L 98 x W 80 x H 70mm

PART NO.	DESCRIPTION	QTY
0-420-61	20W, 2000LM	1
0-420-60	10W, 1000LM	1

OVAL WORK LAMPS WITH DT



Use DT connector 0-011-42.

LED 1680LM IP68 9-32V

- 8 x 3W CREE LEDs
- 2-PIN DT connector
- Protected to IP68
- Aluminium housing with polycarbonate lens
- L 167.2 x W 75 x H 104.5mm
- E-Marked R10, CISPR25 level 4

PART NO.	DESCRIPTION	QTY
0-420-18	Oval bezel	1
0-420-19	Single bolt	1

ENERGY EFFICIENT WHITE WORK LAMPS WITH AUX RED POSITION

LED 2000LM IP69K 12/24V

- Lightweight, low current draw & advanced thermal management design (TDM)
- Single bolt
- Work light and aux red position
- Protected to IP67/IP69K
- E-Marked R148, R10 EMC, CISPR25 Level 3 approved



Top pick for EVs



NEW

Improve visibility in low-light conditions

PART NO.	DESCRIPTION			LUMENS	WORK	POSITION	QTY
0-421-81	Square	3.3"	L 70 x W 45 x H 83mm	1400LM	14-LED, 14W	9-LED, 0.9W	1
0-421-82	Square	3.6"	L 85 x W 40 x H 96mm	1600LM	16-LED, 16W	12-LED, 1.2W	1
0-421-83	Rectangular	5"	L 113 x W 42 x H 84mm	2000LM	20-LED, 20W	18-LED, 1.8W	1
0-421-84	Rectangular	6"	L 160 x W 39 x H 66mm	1600LM	16-LED, 16W	24-LED, 2.4W	1



ALL BLACK LED WORK LAMPS



All Black



LED 3579LM IP69K 12/24V

- 5W OSRAM LEDs
- Protected to IP68/IP69K
- Built in 2-PIN DT connector
- PC Lens, Aluminium Housing, SS304 Brackets
- E-Marked R10 & CE approved

Use DT connector 0-011-42.

PART NO.	DESCRIPTION			LUMENS	WATTS		DT CONNECTOR	QTY
0-421-12	Square	2.75"	L 70.13 x W 49.7 x H 126.57mm	2259Lm	8 x 5W	40W	2-PIN	1
0-421-13	Round	3.33"	L 83.95 x W 59 x H 99.5mm	1843Lm	4 x 5W	24W	2-PIN	1
0-421-06	Square	3.63"	L 92 x H 109.5 x D 51.1mm	3300Lm	12 x 5W	60W	2-PIN	1
0-421-16	Rectangular	4.52"	L 115 x W 47 x H 97.5mm	3579.3Lm	12 x 5W	60W	2-PIN	1



LED 6325LM IP69K 12/24V

- 5W OSRAM LEDs
- Protected to IP68/IP69K
- Built in 2-PIN ATP Female
- PC Lens, Aluminium Housing, SS304 Brackets
- E-Marked R10 & CE approved

PART NO.	DESCRIPTION			LUMENS	WATTS		ATP CONNECTOR	QTY
0-421-14	Square	3.94"	L 108 x W 59 x H 158mm	5714Lm	18 x 5W	90W	2-PIN ATP	1
0-421-17	Rectangular	5.9"	L 150 x W 52.7 x H 149.5mm	6325Lm	20 x 5W	100W	2-PIN ATP	1

240° WIDE ANGLE LED WORK LAMPS



LED 4000LM IP67 12/24V

- 18 x 3W Epistar LEDs, 54W
- 240° wide angle work lamp
- 4000 lumens
- Protected IP67
- L 145 x W 48 x H 84mm
- CE, E-Marked R10 EMC

240° wide angle

PART NO.	DESCRIPTION	QTY
0-421-10	Single bolt	1
0-421-11	Flexi-DIN	1

ADR APPROVED WORK LAMPS

LED 4320LM IP67/IP69K 9-32V

- Colour temperature 6000-6500K
- Protected to IP67/ IP69K
- Aluminium housing & polycarbonate lens
- 350mm flying lead
- E-Marked R10 EMC, ADR approved



Approved



Approved



Approved

PART NO.	DESCRIPTION	LUMENS	WATTS	DT CONNECTOR	QTY
0-421-20	Square L 108.3 x W 44.3 x H 108.2mm	2430Lm	9 x 3W 27W	No	1
0-421-21	Round Ø 115.5 x D 60.3mm	2430Lm	9 x 3W 27W	No	1
0-421-22	Square L 110.3 x W 64.8 x H 110.2mm	4320Lm	16 x 3W 48W	2-PIN	1
0-421-25	Oval L 142.3 x W 62.5 x H 89.2mm	2160Lm	8 x 3W# 24W	2-PIN	1


0-421-22 & 0-421-25 also approved for reversing, R148.

Both use DT connector 0-011-42.



4320 Lumens.
DT connector.

2160 Lumens.
DT connector.



RESIST PRESSURE WASHING - IP69K



ADR approval shows the unit is sealed, intrinsically safe & ideal for vehicles transporting dangerous goods.

COMPACT RECTANGULAR LED WORK LAMP

LED 1950LM IP67 12/24V

- 8 x 3W LEDs, 24W
- 1950 Lumens
- Protected to IP67
- Colour temperature 6000K
- Aluminium housing with polycarbonate lens
- L113.8 x W 56.3 x 95.9mm
- E-Marked R10 EMC & CE approved

PART NO.	DESCRIPTION	QTY
0-421-71	Single bolt work lamp	1
0-421-72	Magnetic work lamp (3M cable)	1



NEW

LIGHTING WORK LAMPS LED WORK LAMPS

LED REVERSING LAMPS

REVERSING WORK LAMP



Approved



Flood/Spot Combo

LED 1600LM IP69K R10

- 16 x 3W LED work/reverse lamp with Flood/Spot combo beam
- Cast aluminium case & PC lens
- Supplied with stainless steel bracket and 300mm flying lead
- L 109 x W 41 x H 135mm
- ECE R10 & R23 approved

PART NO.	DESCRIPTION	QTY
0-420-48	Reverse lamp	1

COMPACT REVERSE WORK LAMP



Approved



Top pick for EVs

LED 1440LM IP68 R10

- 6 x 3W CREE LEDs
- Stainless steel bracket
- Aluminium housing with polycarbonate lens
- L 76 x W 42 x H 90mm
- CE, E-Marked R10, R23 Reverse

PART NO.	DESCRIPTION	QTY
0-420-39	Reverse lamp	1

REVERSE WORK LAMP



Approved

LED 1440LM IP68 R10

- 6 x 3W CREE LEDs
- Stainless steel bracket
- Aluminium housing with polycarbonate lens
- 150mm flying lead
- L 150 x W 56 x H 52.5mm
- CE, E-Marked R10, R23 Reverse

PART NO.	DESCRIPTION	QTY
0-420-38	Reverse lamp	1

HEAVY-DUTY REVERSING WORK LAMP



Approved



LED 2700LM IP69K 12/24V

- 8 x 5W LED, 40W
- 2700 Lumens
- Built-in 2-PIN DT connector
- Protected to IP67/IP69K
- Aluminium Housing, PC lens
- L 220 x W 41 x D 46mm
- E-Marked ECE R10, R148 & CE approved

PART NO.	DESCRIPTION	QTY
0-420-52	Reverse lamp	1

🔧 Uses DT connector 0-011-42.

REVERSING LAMP WITH RED POSITION LIGHTS



Approved



LED 1145LM IP69K 12/24V

- 9 LED, 27W
- 1145 Lumens
- Red Position Light 2W
- Protected to IP67/IP69K
- Square Aluminium Housing
- H 130 x W 107.3 x D 59.5mm
- E-Marked EMC R10, R148 & CE approved

PART NO.	DESCRIPTION	QTY
0-421-61	Reverse lamp	1

🔧 Available with switch & handle. See page 81.

HEAVY-DUTY WORK LAMP WITH RED/AMBER POSITION LAMP

LED 3850LM IP67/IP69K 12/24V

- Switchable Aux Red/Amber Position Lamp
- 6 LEDs - Work light, 9 LEDs - 4.5W Position
- Protected to IP67/IP69K
- PC Lens, diecast aluminium housing
- Supplied with flying lead
- E-Marked R10, R148 (red position only)

PART NO.	WORK LIGHT	POSITION LAMP	LUMENS	DESCRIPTION	APPROVALS	QTY
0-421-62	60W	4.5W	3850	L 100 x W 70 x H 113 mm	CISPR25 Level 5	1
0-421-63	42W	4.5W	3900	L 97 x W 41 x H 125 mm	CISPR25 Level 3	1



SEE OUR WORK LAMPS
IN ACTION



@DURITELIMITED

R65 4" SQUARE LED REVERSING LAMP WITH AUX WARNING

LED 1500LM IP69K 12/24V

- 18W, 6 x Clear LEDs, 11W, 6 x Amber LEDs
- Protected to IP67/IP69K
- 10 amber warning flash patterns
- 500mm flying lead
- L 99 x W 53 x H 99mm
- E-Marked R10, R148, R65 Class 2, CE, RoHS approved

PART NO.	DESCRIPTION	QTY
0-421-02	18W Reversing Lamp with Aux Warning	1



LED WORK LAMPS WITH AMBER WARNING

OVAL COMBO WORK LAMPS WITH R65 AMBER WARNING LIGHT

LED 3800LM IP69K 12/24V

- Oval combo flood & warning lamp
- 36W Flood, 15W warning
- 10 flash patterns
- Protected IP67/IP69K
- Supplied with 400mm flying lead
- E-Marked R10, R65

PART NO.		DESCRIPTION	LUMENS	FLOOD	WARNING	QTY
0-421-07	Small	L 100 x W 57.78 x H 103.55mm	2300Lm	4 x 9W	4 x 3.75W	1
0-421-08	Large	L 153 x W 54 x H 118.5mm	3800Lm	30 x 1.2W	20 x 0.5W	1



80W LED WORK LAMP WITH AMBER WARNING



Approved



LED 6430LM IP67/IP69K 12/24V

- 4.5" square
- 2-function white & flashing amber warning light
- 80W clear, 11W amber
- 16 OSRAM LEDs
- Colour temperature 5700K
- Protected to IP67/IP69K
- Aluminium housing & PC lens
- 500mm flying lead
- E-Marked R10 EMC, R65

PART NO	DESCRIPTION	QTY
0-420-11	80W work lamp	1

45W LED WORK LAMPS WITH AMBER WARNING



Approved



NEW

LED 2500LM IP67/IP69K 12/24V

- 4" work lamp
- 2-function white & flashing amber warning light
- 45W clear, 9W amber
- 9 LEDs
- Colour temperature 6000K
- 350mm flying lead
- Aluminium housing & PC lens
- L 112.8 x W 55.6 x H 127mm
- Protected to IP68/IP69K
- E-Marked R10 EMC and R65

PART NO	DESCRIPTION	QTY
0-420-59	Round work lamp	1
0-420-58	Square work lamp	1

35W LED WORK LAMP WITH AMBER WARNING & AMBER/RED POSITION LAMP



Approved



NEW



LED 1870LM IP67 12/24V

- 7 x 5W LEDs, 35W
- Amber Warning: 10 x 3W, 30W
- Red & Amber Position: 18 x 1W, 18W
- 1870 Effective lumens
- 5 Flash patterns
- Protected to IP67
- Aluminium housing & PC lens
- 1000mm fly lead
- L 120 x W 4738 x H 150mm
- E-Marked, R10 EMC, R148 ECE, R65

PART NO	DESCRIPTION	QTY
0-421-64	4" Work lamp	1

LOOKING FOR A DRIVING LAMP WITH WARNING LIGHT?
See page 82.



HEAVY-DUTY LED WORK LAMPS

LED HEAVY-DUTY WORK LAMP WITH 95 CRI

LED 6950LM IP67/IP69K 10-30V

- 95CRI
- 9 LEDs, 63W
- 6950Lm
- Built-in 2-PIN DT connector
- Protected to IP67/IP69K
- E-Marked R10 EMC, CISPR25 Level 4 approved

PART NO.	DESCRIPTION	QTY
0-421-33	63W work lamp	1



Top pick for EVs

NEW

108W ANTI-GLARE WORK LAMP

LED 2532LM IP67/IP69K 10-30V

- 4" work lamp
- 6 x 18W LEDs, 108W
- 2532Lm Effective
- Built-in 2-PIN Female DT Socket
- Aluminium housing with PC lens
- 5700K colour temperature
- Protected to IP68/IP69K
- L 126 W 78 x H 72mm
- E-Marked, R10 EMC

Use DT connector 0-011-42.

PART NO.	DESCRIPTION	QTY
0-421-09	80W work lamp	1



NEW

80W HEAVY-DUTY LED WORK LAMP

LED 8800LM IP68/IP69K 10-30V

- 16 x 5W OSRAM LEDs
- Protected to IP68/IP69K
- Built-in 2-PIN DT connector
- L 110 x W 90 x H 146mm
- Aluminium housing with polycarbonate lens
- CE, E-Marked R10 EMC

Use DT connector 0-011-42.

PART NO.	DESCRIPTION	QTY
0-420-32	80W work lamp	1



Super Bright

DURITE

SIGN UP TO DURITE'S E-NEWS FOR THE LATEST PRODUCT, INDUSTRY & REGULATORY NEWS. WWW.DURITE.CO.UK



LIGHTING WORK LAMPS LED WORK LAMPS

LED HEAVY-DUTY WORK LAMP



LED 2800LM IP67/IP69K 10-30V

- 5 x 10W CREE LEDs (50W max)
- 2-Pin DT connector
- Aluminium case
- Polycarbonate lens

- L 89.4 x W 72 x H 89.4mm
- Protected to IP67/IP69K
- CE, E-Marked R10 EMC, RoHS

Use DT connector 0-011-42.

PART NO.	DESCRIPTION	QTY
0-421-30	50W work lamp	1



DT connector

100W HEAVY-DUTY LED WORK LAMP



LED 8000LM IP68 9-32V

- 20 x 5W CREE LEDs
- Aluminium case
- Polycarbonate lens

- L 160 x W 115.4 x H 141mm
- Protected to IP68
- CE, E-Marked R10 EMC

PART NO.	DESCRIPTION	QTY
0-420-82	100W work lamp	1



Spec Upgrade

LED MAGNETIC BASE OR HANDLE WORK LAMPS

5 X 3W LED RECHARGEABLE WORK LAMP



LED IP65 10-30V 1000LM

- Rechargeable work lamp with handle & magnetic base
- 2 selectable light colours (white/amber) and modes, full or 30%
- Battery life up to 6 hours
- Supplied charger & cigarette plug charger
- Protected to IP65
- 5V 2.1A USB port



2 light colours & modes

PART NO.	DESCRIPTION	QTY
0-541-31	5 x 3W Rechargeable work lamp	1



LOOKING FOR A COMPACT WORK LAMP WITH MAGNETIC BASE?

See page 71.



WORK LAMP WITH RED POSITION LIGHT, HANDLE & SWITCH

LED 4350LM IP69K 12/24V

- 9 x 5W LEDs, 45W
- Red Position Light 2W
- 4350 lumens
- Switch & handle
- Single bolt installation
- Protected to IP67/IP69K
- Square Aluminium Housing
- Supplied with fly leads
- H 178.4 x W 120 x D 59.5mm
- E-Marked EMC R10 & CE approved



PART NO.	DESCRIPTION	QTY
0-421-60	Handled work lamp	1

Available as reversing lamp. See page 76.

12/24V LED WORK LAMP

LED IP67 12/24V 2600LM

- 12 x 3W LEDs
- Ø140 x D 70mm
- Magnet base, handle, switch, cigarette plug cable
- PMMA lens, black powder coated die cast aluminium case
- CE & UKCA approved



PART NO.	DESCRIPTION	QTY
0-420-79	LED work lamp	1

4 X 3W 12/24V LED WORK LAMP

LED IP67 12/24V 900LM

- Low current draw, 1A at 12V DC
- Protected to IP67
- Polycarbonate lens
- Black powder coated die cast aluminium case
- L 82 x W 71 x H 114mm



PART NO.	DESCRIPTION	QTY
0-420-68	Magnetic base	1

LED BAR & RECTANGULAR WORK LAMPS

10-30V LED WORK LAMP BARS



Flood or Spot



LED 2700LM IP67 10-30V

- Protected to IP67
- 2700 lumens
- 2-bolt tilt fixing bracket
- Black die cast aluminium housing
- Polycarbonate lens

PART NO.	DESCRIPTION	QTY
0-420-92	Flood work lamp	1

POWERFUL LED WORK LAMP BARS



Flood or Spot



LED 4050LM IP67 12/24V

- Protected to IP67
- 4050 lumens
- 2-bolt tilt fixing bracket
- Black die cast aluminium housing
- Polycarbonate lens

PART NO.	DESCRIPTION	QTY
0-420-90	Flood work lamp	1
0-420-91	Spot work lamp	1

LIGHTING WORK LAMPS LED WORK LAMPS

LED FLOOD/SPOT WORK LAMP BAR



Super bright
20,000
Lumens



LED 20000LM IP69K 12/24V

- 100 x 3W LEDs
- 20,000 lumens
- Protected to IP69K
- H 111.2 x W 1380 x D 86.5mm
- Spot/flood combo beam
- Black powder coated die cast aluminium housing
- Polycarbonate lens

PART NO.	DESCRIPTION	QTY
0-420-94	4ft flood/spot beam work lamp bar	1

CREE LED WORK LAMP LIGHT BARS



Surface or
bracket mount

LED IP67 12/24V

- Robust black die cast aluminium housing
- Polycarbonate lens
- Protected to IP67
- Surface or bracket mounting
- EMC approved



PART NO.	DESCRIPTION	QTY
0-420-88	H 110 x W 268 x D 82mm. 8 x 5W. 3040Lm	1
0-420-89	H 110 x W 484 x D 82mm. 16 x 5W. 6080Lm	1

LED DRIVING LAMPS

DRIVING LAMP BARS WITH AMBER WARNING LIGHT & DRL




Approved

LED 16800LM IP68/69K 10-30V

- Super powerful OSRAM LEDs
- 600mm fly lead with 6-PIN DT connector
- Colour temperature 5700K
- Aluminium housing and polycarbonate lens
- E-Marked R10 EMC, R112, R7 & R65

Use DT connector 0-011-46.



DRL



Warning

PART NO.	SIZE	DRIVING	DRL	WARNING	LUMENS	QTY
0-420-12	L 560.6 x W 67.3 x H 70mm	40 x 5W 200W	30 LEDs	40 LEDs	16,800Lm	1
0-420-17	L 375 x W 67.3 x H 70mm	24 x 5W 120W	18 LEDs	24 LEDs	10,080Lm	1

10", 20" OR 50" DRIVING WORK LAMP BARS WITH POSITION LAMP



LED IP67/69K 10-30V

- Powerful CREE LEDs
- 6000K colour temperature
- Protected to IP67/IP69K
- Polycarbonate lens & aluminium housing
- 500mm fly lead
- E-Marked R10, R148, R149 & CE approved



Approved

PART NO.	SIZE	DRIVING	POSITION	LUMENS	QTY
0-421-45	10" - L 273.3 x H 40 x D 78mm	10 x 5W 50W	45 x 0.03W 1.4W	2200Lm	1
0-421-46	20" - L 475 x H 40 x D 78mm	20 x 5W 100W	90 x 0.03W 2.7W	4600Lm	1
0-421-47	50" - L 1181 x H 40 x D 78mm	55 X 5W 275W	222 X 0.1W 22.2W	10,000Lm	1

60W ROAD LEGAL LED WORK/DRIVING LAMP



LED 5400LM IP68 9-36V



- Powerful 60W ET1 LEDs
- 300mm flying leads
- Approx life: 50,000 hours
- Colour temperature 6500K
- L 353 x W 68 x H 55mm
- Cast aluminium case & polycarbonate lens
- E-Marked R10 EMC, R112

Approved

PART NO.	DESCRIPTION	QTY
0-420-96	60W driving lamp	1

Powerful

61W DRIVING LAMP WITH 140° ANGLE FLOOD BEAM



LED 6920LM IP67/69K 10-30V



- 61W OSRAM LEDs
- 500mm flying lead with 2-PIN DT connector
- Die-cast aluminium housing and polycarbonate lens
- Approx life: 50,000 hours
- L 131 x H 109 mm
- E-Marked R10, R112

140° Angle Beam

PART NO.	DESCRIPTION	QTY
0-420-13	5" cube driving lamp	1

Use DT connector 0-011-42.



SIGN UP TO DURITE'S E-NEWS FOR THE LATEST PRODUCT, INDUSTRY & REGULATORY NEWS. WWW.DURITE.CO.UK



LIGHTING WORK LAMPS LED WORK LAMPS

AUXILIARY DRIVING LAMP



Approved



LED R112 IP68

- 9" LED Auxiliary Driving Lamp
- 9-32VDC, 5W LEDs
- Aluminium housing with PC lens
- Stainless steel bracket
- Protected to IP68
- E-Marked, ECE R112 approved

PART NO.	DESCRIPTION	WATT	LUMENS	QTY	
0-537-49	9"	30 LEDs	150W max	12000Lm	1

9" LED HIGH BEAM/POSITION LAMP



Approved



LED 6400LM IP69K 10-30V

- 9" high beam/position lamp with 4-PIN DT connector
- 10 LEDs high beam (65W)
- 7 LEDs position beam (0.3W)
- Black aluminium housing, PC lens with stainless steel SS304 bracket
- E-Marked R112, R87 and R10 EMC

PART NO.	DESCRIPTION	QTY
0-420-29	9" LED driving Lamp	1

Use DT connector 0-011-44.



Ideal for fitting to Spot Light Bars

9" LED HIGH BEAM/POSITION/WARNING LAMP



Approved



LED 1700LM IP69K 10-30V

- 9" high beam/position/warning lamp with 6-PIN DT connector
- 12 LEDs high beam (60W)
- 40 LEDs position beam (4W)
- 9 LEDs warning beam (18W)
- Black graphene housing, PC Lens with stainless steel SS304 bracket
- E-Marked R148, R65 and R10 EMC

PART NO.	DESCRIPTION	QTY
0-421-29	9" LED driving Lamp	1

Use DT connector 0-011-46.



Ideal for fitting to Spot Light Bars

7" DRIVING LAMP AND POSITION



Super Bright



LED 6300LM IP66/69K 10-30V

- High beam 32 x 3.75W, 6300LM
- White/Amber position light 12 x 0.42W
- Protected to IP66/IP69K
- Aluminium housing with polycarbonate lens
- E-Marked R148, R149 and R10 EMC

PART NO.	DESCRIPTION	QTY
0-537-52	7" Driving lamp	1

Uses DTP connector.



DRIVING LAMP WITH POSITION & WARNING

LED 12900LM IP67/69K 10-30V

- Position lamp: 16W, White/Amber
- Warning Light: 18W Amber
- Protected to IP67/69K
- Graphene housing & power coated iron bracket
- E-Marked R148, R149, R65, R10 EMC, CISPR25 Class 5 & CE approved

PART NO.	DESCRIPTION	HIGH BEAM	LUMENS	QTY
0-537-57	9" L 225 x W85 x H 230.5mm	113W	12900Lm	1
0-537-56	7" L 178 x W 76 x H 171mm	66W	9300Lm	1

NEW



R148
Approved

6.5" DRIVING LAMP WITH DUAL UNIVERSAL FIT

LED 1100LM IP67/69K 10-30V

- 30.1W
- Vertical or horizontal mount
- Low Beam 1 x 14.W, 1050LM
- High Beam 1 x 15.6W, 1100LM
- Protected to IP67/IP69K
- L 166 x W 93 x H 166mm
- Aluminium housing with polycarbonate lens
- CE, E-Marked R148 (LHT RHD) & R10 EMC

PART NO.	DESCRIPTION	QTY
0-422-60	6.5" Driving lamp	1



R148
Approved

Vertical or horizontal mount.

BULB WORK LAMP & BRACKET

35W 12/24V HID XENON WORK LAMP

IP65 12/24V

- Black nylon plastic body
- Stainless steel bracket and glass lens
- 250mm flying lead
- Internal ballast
- L 120 x W 135 x H 160mm

Supplied with Xenon bulb.

PART NO.	DESCRIPTION	QTY
0-538-53	Xenon work lamp	1



MAGNETIC BASE

- Magnetic base for bulb spot work lamps



PART NO.	DESCRIPTION	QTY
0-537-54	Magnetic base	1

DURITE®

durite.co.uk

Durite vehicle lights are available in 12V and 24V and cover most applications and budgets. Offering several shapes, light outputs and fixtures, the Durite range is one of the most versatile on the market.

SAFE ZONE LAMPS

“ Safely illuminate your surroundings ”



Prioritise the safety of everyone in and around your vehicle.

Safe Zone lamps emit a powerful beam of light onto the floor, effectively notifying individuals of the appropriate distance to maintain during vehicle movements. Additionally, these lights also serve as a convenient source of illumination, brightening up the area around your vehicle for enhanced visibility.

BANKSMAN REVERSING LAMP & SIDE MARKER LAMP



Approved



LED 1500LM IP67 R10


- 6 amber LEDs - 2.8W, 240Lm
- 6 white LEDs - 16.5W, 1500Lm
- Protected to IP67
- 300mm flying lead
- L 182.5 x W 54 x H 33mm
- E-Marked R10 EMC, R91, R23 approved



🔧 Optimal light distribution.



Side Marker



Reversing

PART NO.	DESCRIPTION	QTY
0-421-50	Reverse/Marker lamp	1

LINE SPOT LAMPS



LED IP67 10-80V

- 3 x 3W
- Clear outline for your forklift
- 50,000 hours lifespan
- Polycarbonate lens and die cast aluminium housing
- E-Marked R10 & EMC approved

PART NO.	DESCRIPTION	QTY
0-420-49	Blue line	1
0-420-85	Red line	1

ARC LED WORK LAMPS



LED IP67 10-80V 255LM

- 'U' shape beam provides 180° zone warning coverage
- 10W OSRAM LED
- Die-cast aluminium housing with polycarbonate lens
- CE, E-Marked R10.05 EMC

PART NO.	DESCRIPTION	QTY
0-420-21	Blue arc	1
0-420-42	Red arc	1

ARROW LED SPOT LAMPS



LED IP67 10-60V

- Light visible up to 15 meters away
- Die cast aluminium housing
- Protected to IP67
- L 72.7 x W 75 x H 97.5mm
- E-Marked, ECE R10 EMC, CE approved

PART NO.	DESCRIPTION	QTY
0-420-84	Blue arrow	1

LIGHTING WORK LAMPS SAFE ZONE LAMPS

RED FLOOD BEAM WORK LAMP



LED IP67 10-30V 430LM

- 12W
- 430 Lumens
- Protected to IP67
- CE E-Marked R10 approved

PART NO.	DESCRIPTION	QTY
0-421-05	Red flood beam	1

HEAVY-DUTY RED LINE LAMPS



Approved



LED IP69K 10-30V 870LM

- 2W LEDs
- Protected to IP67/IP69K
- Anti UV PC lens, diecast aluminium housing
- 15.3G vibration, 60G shock resistance
- E-Marked R10



Easily create a perimeter zone with 3

PART NO.	SIZE	WATTS	LUMENS	LUX	QTY
0-420-64	8" - L 195 x W 65.6 x H 38mm	12 x 2W	335Lm	1 @ 80m	1
0-420-65	14" - L 350 x W 74 x H 38mm	24 x 2W	870Lm	1 @ 110.7m	1

LED SPOT LAMPS



LED 1000LM IP68 10-48V

- 1000 lumens
- L 98 x W 80 x H 70mm
- Die cast aluminium housing
- Protected to IP68
- CE approved

PART NO.	DESCRIPTION	QTY
0-420-75	Blue spot	1
0-420-83	Red spot	1

PROJECTOR WORK LAMPS



Approved



LED 2700LM IP69K 10-80V

- 2700 lumens
- D 194 x W 96.7 x H 96.7mm
- Aluminium housing with PC lens
- Protected to IP67/IP69K
- E-Marked R10, CE approved

PART NO.	DESCRIPTION	QTY
0-421-03	Forklift	1
0-421-04	Stop	1

HEAVY-DUTY R10 TAIL LIFT LAMP



LED IP67

- Ultra robust amber tail lift lamp
- 9-SMD LEDs per unit
- 18 flash patterns
- Protected to IP67
- E-Marked R10, R6 & R91

PART NO.	DESCRIPTION	QTY
0-170-45	Tail lift lamp	1

INTERIOR/EXTERIOR LIGHTS

ANGLED SCENE LIGHTS

- ✓ Perfect for refrigerated trailers
- ✓ CE approved

40W SCENE LIGHT



Approved

LED 9-32V 3200LM IP67

- 9-32VDC
- 40 x 1W LEDs
- 3200 lumens
- Protected to IP67
- Aluminium housing & polycarbonate lens
- L 251 x W 58 x H 38mm
- E-Marked R10, CE, RoHS approved



PART NO.	DESCRIPTION	QTY
0-668-65	Scene lamp	1

SMD LED 10-30V ANGLED SCENE LIGHTS



40° Angle

LED 10-30V IP68

- 10-30VDC
- 40° angled scene light
- White SMD 1W LEDs
- Protected to IP68
- E-Marked ECE R10, CE, RoHs approved



PART NO.	DESCRIPTION		WATT	LUMENS	QTY
0-668-55	L 129 x W 68 x H 46mm	Small	9 x 1W	725LM	1
0-668-56	L 229 x W 68 x H 46mm	Medium	18 x 1W	1450LM	1
0-668-57	L 329 x W 68 x H 46mm	Large	27 x 1W	2175LM	1

10-30V EXTERIOR LAMP



LED 400LM IP65

- 6 LEDs
- 10-30V
- Polycarbonate housing and lens
- L 202 x W 72 x H 35mm

PART NO.	DESCRIPTION	QTY
0-668-66	6-LED lamp	1



**INNOVATIVE VEHICLE INTERIOR LAMPS
ADDED TO THE DURITE RANGE**

See pages 94–96.



LIGHTING INTERIOR/EXTERIOR LIGHTS

45° ANGLED SCENE LIGHTS



LED 12/24V IP67

- 12/24V
- 45° angled scene light
- White SMD LEDs
- Protected to IP67
- E-Marked, EMC R10 approved



 
Top picks for EVs 45° Angle



PART NO.	DESCRIPTION	LEDS	WATT	LUMENS	QTY
 0-668-51	L 205 x W 60 x D 34mm Medium	32	6.4W	150LM	1
 0-668-53	L 300 x W 60 x D 34mm Large	60	12W	580LM	1

ROUND/CIRCULAR LIGHTS



ROUND LED ROOF LAMP

LED 9-32V 1560LM IP67

- 9-32V
- 1W OSRAM LEDs
- Protected to IP67
- 400mm fly lead
- 5500K warm white
- ECE R10, CE, RoHS

 
Top picks for EVs Approved



PART NO.	DESCRIPTION	WATT	LUMENS	SWITCHED	QTY
 0-668-82	Ø75 x D 18.5mm	8W	480Lm	-	1
 0-668-84	Ø120 x D 29.5mm	18W	1080Lm	-	1
 0-668-85	Ø143 x D 38mm	26W	1560Lm	Full, off, half	1

72-LED SLIM ROOF LAMP

LED 1150LM 12/24V IP66

- Ø 197mm x H 10mm
- Bright white LEDs, surface mounting in white plastic



PART NO.	DESCRIPTION	QTY
0-668-40	Slim roof lamp	1

21-LED ROUND ROOF LAMP WITH PIR

LED 1400LM IP67

- Ø 160.2mm x D 14.1mm
- Bright white SMD LEDs
- EMC R10 approved



PART NO.	DESCRIPTION	QTY
0-668-18	PIR sensor	1

LIGHTING INTERIOR/EXTERIOR LIGHTS

10-LED ROUND ROOF LAMP



LED 665LM 12/24V IP67

- Ø 75mm, D 8.7mm
- SMD LEDs
- White plastic bezel
- EMC R10 approved

PART NO.	DESCRIPTION	QTY
0-668-11	Slim roof lamp	1

21-LED ROUND ROOF LAMP



LED 410LM 12/24V IP67

- Ø 155mm, D 15.7mm
- Bright white SMD LEDs
- EMC R10 approved
- White plastic bezel

PART NO.	DESCRIPTION	QTY
0-668-06	Slim roof lamp	1

24-LED ROUND ROOF LAMP



Top pick for EVs

LED 1780LM 12/24V IP67

- Ø 130mm x D 16.5mm
- Mega power white SMD LEDs
- ADC12 (aluminium) housing and polycarbonate lens
- EMC, R10 approved

PART NO.	DESCRIPTION	QTY
0-668-29	PIR Switch	1

36-LED ROUND ROOF LAMP



LED 576LM 12/24V IP66

- Ø 129mm, D 9mm
- White SMD LEDs
- Protected to IP66
- CE

PART NO.	DESCRIPTION	QTY
0-668-10	Slim roof lamp	1

117-LED ROOF LAMP



LED 338LM 12/24V

- Ø 107mm x H 23mm
- White LEDs
- Integral switch
- Polycarbonate housing

PART NO.	DESCRIPTION	QTY
0-668-13	Interior lamp	1

LED DOWNLIGHTER



LED 12/24V

- Ø 77mm x D 26mm
- Silver plastic with detachable bezel & switch

⚠ Recessed or surface mounting.

PART NO.	DESCRIPTION	QTY
0-668-04	Downlighter	1

12-LED DOWNLIGHTER



LED 192LM 12/24V IP66

PART NO.	DESCRIPTION	QTY
0-668-05	Downlighter	1

- Ø 69mm x D 9.6
- 6 red LEDs - night light facility
- Warm white LEDs
- Surface mounting in white plastic

LIGHTING INTERIOR/EXTERIOR LIGHTS

OVAL/RECTANGULAR LIGHTS

120-LED ROOF LAMP



Top pick for EVs



LED 12/24V 480LM

- 120 white LEDs
- White polycarbonate housing & lens
- Surface mount
- Integral rocker switch & flying leads
- L 129 x W 77 x H 21mm

PART NO. DESCRIPTION QTY

0-668-14	Slim roof lamp	1
----------	----------------	---

96-LED ROOF LAMP



LED 12/24V 672LM

- Integral switch
- 96 bright white LEDs
- Surface mount
- Aluminium body, white plastic ends
- L 292 x W 93 x H 15mm

PART NO. DESCRIPTION QTY

0-668-25	Slim roof lamp	1
----------	----------------	---

LED ROOF LAMP WITH SWITCH



LED 12/24V 960LM

- 60 bright white LEDs
- Surface mounting, in white plastic
- Integral switch
- 6 red LEDs night light facility
- L 175 x W 175 x H 23mm

PART NO. DESCRIPTION QTY

0-668-30	Slim roof lamp	1
----------	----------------	---

22 WHITE SMD LED ROOF LAMP

LED 12/24V 195LM

- 12/24V
- 22 white SMD LEDs
- Protected to IP67
- E-Marked, EMC R10 approved

Perfect for refrigerated trailers.



L 160 x W 54 x D 12mm

PART NO. DESCRIPTION QTY

0-668-92	Roof lamp with PIR switch	1
----------	---------------------------	---



Durite vehicle lights are available in 12V and 24V and cover most applications and budgets. Offering several shapes, light outputs and fixtures, the Durite range is one of the most versatile on the market.

durite.co.uk

WHITE 12/24V SMD LED ROOF LAMPS



Top picks for EVs

LED IP67 12/24V 1330LM

- ADC12 (aluminium) housing and polycarbonate lens
- EMC, R10 approved

Perfect for refrigerated trailers.



NO SWITCH
 TOUCH BUTTON
 PIR SWITCH


			DESCRIPTION	LUMENS	QTY
0-668-67	0-668-68	0-668-69	L 135.8 x W 65.8 x D 16mm	12 white LEDs	950LM
0-668-87	0-668-88	0-668-89	L 186 x W 65.8 x D 16mm	18 white LEDs	1330LM

LINEAR INTERIOR LIGHTS

LINEAR INTERIOR LIGHTS




Top picks for EVs



1ft, 2ft & 3ft

LED IP67 9-30V 1200LM

- Ultra bright white SMD LEDs
- With or without switch
- Clear PC lens with Aluminium base
- Protected to IP67
- E-Marked, EMC R10 approved



	WITH SWITCH	NO SWITCH	DESCRIPTION		WATT	LUMENS	QTY
	0-668-21	0-668-41	L 380 x W 25 H 13mm (1ft)	Small	6.2W	400LM	1
	0-668-22	0-668-42	L 620 x W 25 H 13mm (2ft)	Medium	12.4W	790LM	1
	0-668-23	0-668-43	L 1120 x W 25 H 13mm (4ft)	Large	15.3W	1200LM	1

12/24V LED ROOF LAMPS WITH SWITCH

LED 12/24V 1120LM



- Aluminium base

PART NO.	DESCRIPTION	LUMENS	QTY
0-668-32	L 160 x W 40 x H 24mm	18 LEDs	210LM
0-668-33	L 260 x W 40 x H 24mm	36 LEDs	430LM
0-668-34	L 560 x W 40 x H 24mm	94 LEDs	1120LM

12-LED BATTEN ROOF LAMP

LED 12/24V 520LM



- Integral switch
- Bright white LEDs, 2500 lux
- 22mm deep
- Surface mounting
- Aluminium body with white plastic ends
- L 588 x W 40 x H 22mm

PART NO.	DESCRIPTION	QTY
0-668-35	Slim 12W LED batten roof lamp	1

LIGHTING INTERIOR/EXTERIOR LIGHTS

72-LED ROOF LAMP WITH SWITCH

LED 504LM 12//24V L 368 x W 45 x H 10mm



- Low current draw 0.4A at 12/24V DC
- White aluminium housing
- 10mm deep
- Integral on/off switch
- Surface mounting
- 1060 lux

PART NO.	DESCRIPTION	QTY
0-668-37	Slim 12V LED linear roof lamp	1

R10 12/24V LED ROOF LAMP WITH SWITCH

LED 1200LM 12/24V IP67



- Integral switch
- 18 SMD LEDs, white bezel
- 1200Lm
- With a 100mm cable
- L 400 x W 17 x H 25mm
- EMC R10 approved

PART NO.	DESCRIPTION	QTY
0-668-80	Roof Lamp with switch	1

- ✂ Extra bright.
- ✂ Perfect for refrigerated trailers.

WHITE SMD LED ROOF LAMPS

LED 12/24V IP67

- White SMD LEDs
- E-Marked EMC R10 approved

NO SWITCH	TOUCH BUTTON	DESCRIPTION	LEDS	LUMENS	QTY
0-668-93	0-668-94	L 320 x W 54 x D 12mm	58	550LM	1
0-668-95	-	L 600 x W 54 x D 12mm	134	820LM	1



OTHER INTERIOR LAMPS & ACCESSORIES

12V LED MAP LIGHTS

LED

- Switch on lamp head with 325mm flexible arm
- 12 bright white LEDs
- 6 red LEDs - night light facility

PART NO.	DESCRIPTION	QTY
0-669-13	12V LED map light	1
0-669-25	24V LED map light	1



12/24V PIR SENSOR

IP67 12/24V

- Easy to install
- Slim built-in PIR sensor
- Switch with 35 second timer
- 90° detection angle
- 5m detection distance
- CE, ECE EMC R10 approved

PART NO.	DESCRIPTION	QTY
0-743-23	12/24V PIR sensor	1



L 110 x H 50 x W 22mm



INNOVATIVE VEHICLE LIGHTING SOLUTIONS

Expert high quality lighting products to improve safety

Established in 1956, Labcraft has developed a strong reputation for high-quality interior and exterior LED lighting for commercial and emergency fleets. Labcraft innovative lights are durable and create a bright workplace anywhere, maximising efficiencies and improving safety in and around the vehicles. Products are designed and manufactured in the UK and come with up to 10 years warranty.

labcraft.co.uk

MEGALUX INTERIOR LIGHT



Approved

LED 1320LM IP66 10-32V

- CREE LEDs
- Low profile mount
- Protected to IP66
- With PIR switch
- Ø160 x D 15.5mm
- ECE R10 approved



PART NO. **DESCRIPTION** **QTY**

LPD3_4-3MVIPR	10W Megalux	1
---------------	-------------	---

MICROLUX



Approved

LED 660LM IP67 10-32V

- CREE LEDs
- Low profile mount
- Protected to IP67
- Impact deflection design
- L 128 x W 15 x H 100mm
- ECE R10 approved



PART NO. **DESCRIPTION** **WATTS** **LUMENS** **QTY**

LSI3_2-1MV	Microlux (Grey/Black)	3W	370Lm	1
LSI3_2-3MV	Superlux (White/Silver)	6W	660Lm	1

POWERLUX



Approved

LED 1250LM IP67 10-32V

- CREE LEDs
- Low profile mount
- Protected to IP67
- With PIR switch
- L 298 x W 17 x H 100mm
- With PIR: L 298 x W 21.5 x H 100mm
- ECE R10 approved



PART NO. **DESCRIPTION** **QTY**

LSI3_6-1MV	9W Powerlux	1
LSI3_6-1MVIPR	9W Powerlux with PIR switch	1

ORIZON CREE LED INTERIOR LAMP



LED 1700LM IP66

- 24 or 48 CREE LEDs
- Low power draw
- Low profile design 11mm
- Protected to IP66
- ECE R10 approved

PART NO.	DESCRIPTION	WATTS	LUMENS	QTY
LLEDCW500PV3	L 522 x W 18 x D 11mm	12V	850Lm	1
LLEDCW500PV3/2		24V		1
LLEDCW1000PV3	L 1022 x W 18 x D 11mm	12V	1700Lm	1
LLEDCW1000PV3/2		24V		1



Clear 0° mounting clip | LORIZMTGCLIP1

NEBULA CREE LED INTERIOR LIGHT



LED 850LM IP66

- 12 or 24 CREE LEDs
- Low power draw
- Integrated switch option
- Protected to IP66
- Switched version protected to IP60
- ECE R10 approved

NO SWITCH	SWITCH	DESCRIPTION	WATTS	LUMENS	QTY
LSI5CW250	-	L 376 x W 44 x H 15mm	12V	425Lm	1
LSI5CW500	LSI5CW500S	L 626 x W 44 x H 15mm	12V	850Lm	1
-	LSI5CW500S/2	L 626 x W 44 x H 15mm	24V	850Lm	1



ASTRO CREE LED AWNING LIGHT



LED 850LM IP66

- 12 or 24 CREE LEDs
- Low power draw
- Protected to IP66
- ECE R10 approved

PART NO.	DESCRIPTION	WATTS	LUMENS	QTY
LLL2CW250	L 343 x W 31 x H 43mm	12V	425Lm	1
LLL2CW500	L 593 x W 31 x H 43mm	12V	850Lm	1
LLL2CW500/2		24V		1



BANKSMAN INTERIOR LIGHT



Approved



LED 960LM IP69K 10-32V

- CREE LEDs
- Protected to IP69K
- Aluminium base
- L 190 x W 24 x H 78mm
- ECE R10, R23 approved

PART NO.	DESCRIPTION	QTY
LBM3_4-2MV	8.2W Banksman	1

1980LM SCENELITE



Approved



LED 1980LM IP67 10-32V

- CREE LEDs
- 40° angle
- Protected to IP67
- Aluminium base
- L 310 x W 38 x H 82mm
- ECE R10 approved

PART NO.	DESCRIPTION	QTY
LSI6_6-3MV	18W Scenelite	1

1650LM SCENELITE



Approved



LED 1650LM IP67 10-32V

- CREE LEDs
- 30m² curved light projection
- Protected to IP67
- Aluminium casting
- L 230 x W 36 x H 63mm
- ECE R10 approved

PART NO.	DESCRIPTION	QTY
LSI7_5-3MV	15W, Black	1
LSI7_5-3MVVWH	15W, White	1

1320LM SCENELITE



Approved



LED 1320LM IP69K 10-32V

- CREE LEDs
- Protected to IP69K
- Aluminium base
- L 182.5 x W 20 x H 50mm
- ECE R10 approved

PART NO.	DESCRIPTION	QTY
LSI8_4-3MV	12.3W, Black	1
LSI8_4-3MVVWH	12.3W, White	1

REAR COMBINATION LIGHTS

CURRENT LOADING BALLASTS

Current loading ballast for 12V and 24V LED indicators

DESCRIPTION	FOR 12V	FOR 24V	QTY
Current loading ballast	0-097-62	0-097-74	1



8 FUNCTION REAR COMBINATION LAMPS

24V LED COMMERCIAL REAR LAMPS

24V LED stop/tail/fog/side marker/direction indicator/reflex reflector/reverse/number plate light (NPL)

LED

- Supplied with 1 metre flying lead
- ECE approved
- L 515 x W 90 x H 130mm

DESCRIPTION	RIGHT	LEFT (NO NPL)	QTY
Rear Lamp	0-069-50	0-069-51	1



COMMERCIAL REAR LAMPS

Stop/tail/direction indicator/fog/reflex reflector/side marker/reverse/number plate light (NPL)

- Supplied without bulbs
- Suitable replacement for Mercedes Actros
- L 515 x W 90 x H 141mm
- ECE approved

DESCRIPTION	RIGHT	LEFT (NO NPL)	QTY
Rear Lamp	0-074-00	0-074-01	1
Replacement Lens	0-074-98	0-074-99	1



Actros



COMMERCIAL TRAILER REAR LAMPS

Stop/tail/fog/side marker/direction indicator/triangle reflex reflector/reverse/number plate light (NPL)

- L 418 x W 90 x H 148mm
- ECE approved

DESCRIPTION	RIGHT	LEFT	QTY
Rear Lamp	0-080-00	0-080-01	1



LIGHTING REAR COMBINATION LIGHTS 7 FUNCTION REAR COMBINATION LAMPS

7 FUNCTION REAR COMBINATION LAMPS

12/24V 7 FUNCTION LED TRAILER LIGHTS - TRIANGLE REFLECTOR



LED IP67 12/24V

Durable lens



Stop/tail/fog/dynamic direction indicator/reverse/number plate light (NPL) and reflex triangle reflector

- L 380 x W 40 x H 135mm
- Protected to IP67
- Supplied with 1000mm flying leads
- PMMA lens
- Surface mount
- CE, E-Marked ECE approved

DESCRIPTION	RIGHT	LEFT	QTY
Trailer light	0-071-72	0-071-73	1

12/24V 7 FUNCTION LED TRACTOR UNIT LIGHTS - RECTANGLE REFLECTOR



LED IP67 12/24V

Durable lens



Stop/tail/fog/dynamic direction indicator/reverse/number plate light (NPL) and reflex rectangle reflector

- L 380 x W 40 x H 135mm
- Protected to IP67
- Supplied with 1000mm flying leads
- PMMA lens
- Surface mount
- CE, E-Marked ECE approved

DESCRIPTION	RIGHT	LEFT	QTY
Tractor unit light	0-071-70	0-071-71	1

12/24V 7 FUNCTION LED TRAILER LIGHTS



Top picks for EVs

LED IP65 12/24V



Stop/tail/fog/direction indicator/reverse/reflex reflector and number plate light (NPL)

- L 245 x W 41 x H 150mm
- Protected to IP65
- Supplied with 300mm flying leads
- ECE approved, E-Marked

DESCRIPTION	RIGHT	LEFT	QTY
Trailer Light	0-071-20	0-071-21	1

12/24V 6-FUNCTION COMMERCIAL LAMPS



Number plate light available



Stop/tail/direction indicator/fog/reverse/reflex reflector/ with or without number plate light (NPL)

- Mercedes Sprinter / VW
- L 400 x W 160 x H 88.5mm
- ECE approved

DESCRIPTION	RIGHT (NO NPL)	LEFT	QTY
Rear Lamp	0-081-02	0-081-03	1
Replacement Lens	0-081-98	0-081-99	1

LIGHTING REAR COMBINATION LIGHTS 6 FUNCTION REAR COMBINATION LAMPS

6 FUNCTION REAR COMBINATION LAMPS

COMMERCIAL LED REAR LAMPS



Progressive indicator



Durable lens

LED

IP67

12/24V

Stop/tail/progressive direction indicator/fog/reverse/reflex reflector

- Halo design
- Supplied with 300mm flying leads
- Protected to IP67
- L 284 x W 100 x H 37mm
- ECE approved



DESCRIPTION	RIGHT	LEFT	QTY
LED Rear Lamp	0-071-60	0-071-61	1

UNIVERSAL LED REAR COMBINATION LAMP



Progressive indicator

LED

IP67

Stop/tail/progressive direction indicator/reverse/reflex reflector/fog

- 10-30V
- Supplied with 500mm flying leads
- Protected to IP67
- L 284 x W 37 x H 100mm
- E-Marked

DESCRIPTION	LEFT	QTY
Universal Lamp	0-071-65	1

UNIVERSAL LED REAR COMBINATION LAMP

LED

IP67

12/24V

Stop/tail/direction indicator/reverse/reflex reflector/fog

- Supplied with 500mm flying leads
- L 350 x W 85 x H 128mm
- Protected to IP67
- CE, ECE approved, E-Marked

PART NO	DESCRIPTION	QTY
0-071-10	Universal LED rear lamp	1
0-071-00	Bulb rear lamp	1
0-071-01	Bulb with connector	1
0-071-02	Bulb with reflex reflector & connector	1

Lens only for 0-071-10, order 0-071-96 | Lens only for 0-071-00, order 0-071-99
 Lens only for 0-071-02, order 0-071-98.



Universal

UNIVERSAL COMMERCIAL REAR LAMPS

LED

Stop/tail/fog/direction indicator/reflex reflector/reverse, pre-wired with or without number plate light (NPL)

- 24V LED
- L 341 x W 61 x H 132mm
- ECE approved

DESCRIPTION	UNIVERSAL	WITH NPL	QTY
Rear Lamp	0-085-50	0-086-50	1



Universal

LIGHTING REAR COMBINATION LIGHTS 6 FUNCTION REAR COMBINATION LAMPS

COMMERCIAL REAR LAMPS



Stop/tail/direction indicator/fog/reflex reflector/reverse

- Supplied without bulbs
- Replaces Iveco Daily, 6-pin plug
- L 303 x W 85 x H 130mm
- ECE approved

DESCRIPTION	RIGHT	LEFT	QTY
Rear Lamp	0-077-02	0-077-03	1
Replacement Lens	0-077-98	0-077-99	1

LED TRIANGLE TRAILER LIGHTS WITH PROGRESSIVE DIRECTION INDICATOR



LED IP65 12/24V

Stop/tail/fog/progressive direction indicator/reflex reflector and number plate light (NPL)

- L 172 x W 40 x H 152mm
- Supplied with 140mm flying leads
- E-Marked
- Protected to IP65

DESCRIPTION	RIGHT	LEFT	QTY
Triangle Trailer Light	0-300-60	0-300-61	1



Progressive indicator



Top picks for EVs

5 FUNCTION REAR COMBINATION LAMPS

LED REAR COMBINATION LAMP



NEW

LED IP69K 12/24V

Stop/tail/direction indicator/reverse/warning

- 20 LEDs
- Supplied with 400mm fly lead
- Single bolt mounting
- Protected to IP67/IP69K
- E-Marked R10 EMC, R65, R148

PART NO.	DESCRIPTION	QTY
0-421-18	Rear combo work lamp	1

LED REAR COMBINATION LAMP



LED IP66 12/24V



Universal

Stop/tail/direction indicator/reflex reflector/number plate light (NPL)

- Protected to IP66
- Supplied with 300mm fly leads
- L 111 x W 101 x H 50mm
- E-Marked

PART NO.	DESCRIPTION	QTY
0-294-80	Universal rear lamp	1

LIGHTING REAR COMBINATION LIGHTS 5 FUNCTION REAR COMBINATION LAMPS

WIRELESS LED TRAILER LIGHTS WITH MAGNETIC BASE

LED IP65 12V

Stop/tail/direction indicator/reflex reflector and number plate light (NPL)

- Magnetic base
- 20m control distance
- Protected to IP65
- 7.5 hours run time
- L 125 x W 108 x H 55mm
- CE, E-Marked ECE approved

✂ Kits includes left light, right light, 12V DC charger, CANbus-resistant 7-Pin socket & USB cable.

DESCRIPTION	12V KIT	24V KIT	QTY
 Rear lamp	0-300-40	0-300-45	1




Magnetic base



Top pick for EVs

LED TRAILER LIGHTS WITH PROGRESSIVE INDICATOR

LED IP65 12/24V

Stop/tail/progressive direction indicator/reflex reflector and number plate light (NPL)

- Supplied with 300mm flying leads
- L 118 x W 46 x H 93mm
- ECE approved, E-Marked
- Protected to IP65

DESCRIPTION	RIGHT	LEFT	QTY
Rear lamp	0-294-60	0-294-61	1



Progressive indicator

UNIVERSAL LED REAR COMBINATION LAMP

LED IP67 12/24V

Stop/tail/direction indicator/reverse/reflex reflector

- L 220 x W 34.4 x H 100mm
- Protected to IP67
- Supplied with 500mm flying leads
- E-Marked

PART NO.	DESCRIPTION	QTY
 0-071-55	Universal Lamp	1



Progressive indicator



Universal



Top pick for EVs

12/24V LED REAR COMBINATION LAMP

LED IP67 12/24V

Stop/tail/direction indicator/reverse and reflex reflector functions

- Supplied with 280mm flying leads
- L 296 x W 30 x H 94mm
- ECE approved
- Protected to IP67

PART NO.	DESCRIPTION	QTY
0-300-20	Rear lamp	1



LIGHTING REAR COMBINATION LIGHTS 5 FUNCTION REAR COMBINATION LAMPS
12/24V LED REAR COMBINATION LAMP

XYZ 000


LED **IP67** **10-30V**
Stop/tail/direction indicator/reflex reflector/number plate light (NPL)

- Protected to IP67
- ABS housing and PMMA lens
- L 105 x W 95 x H 38mm
- E-Marked

PART NO.	DESCRIPTION	QTY
0-295-65	Universal rear lamp	1

**Number
plate light**
4 FUNCTION REAR COMBINATION LAMPS
12/24V LED REAR COMBINATION LAMP

Universal

LED **IP67** **10-30V**
Rear fog/tail/reverse/reflex reflector

- Protected to IP67
- ABS housing and PMMA lens
- L 105 x W 95 x H 38mm
- E-Marked

PART NO.	DESCRIPTION	QTY
0-295-66	Universal rear lamp	1

WATERPROOF 12V COMBINATION REAR LAMPS

 Use JCB
(0-011-44)

IP67
Stop/tail/direction indicator/reflex reflector

- Supplied with 12V bulbs & waterproof cable gland
- L 200 x W 60 x H 92mm
- Protected to IP67
- ECE approved

PART NO.	DESCRIPTION	QTY
0-295-50	Rear lamp with JCB connector	1
0-295-99	Replacement Lens	1

COMMERCIAL REAR COMBINATION LAMPS

Stop/tail/direction indicator and reflex reflector functions

- L 300 x W 105 x H 128mm
- ECE approved

DESCRIPTION	LEFT	RIGHT	QTY
For Iveco Daily	0-076-01	0-076-00	1
Replacement lens	0-076-99	0-076-98	1



Daily

Connection for

LIGHTING REAR COMBINATION LIGHTS 4 FUNCTION REAR COMBINATION LAMPS

12/24V LED REAR COMBINATION LAMP



LED IP67 12/24V

Stop/tail/direction indicator and reflex reflector functions

- L 245 x W 31.5 x H 109mm
- Supplied with 400mm flying leads
- ECE approved
- Protected to IP67

PART NO.	DESCRIPTION	QTY
0-300-75	Rear lamp	1

12/24V LED REAR COMBINATION LAMP



LED IP67 12/24V

Stop/tail/direction indicator and reflex reflector functions

- L 157.5 x W 30.9 x H 81.2mm
- Supplied with 400mm flying leads
- ECE approved
- Protected to IP67

PART NO.	DESCRIPTION	QTY
0-300-10	Rear lamp	1

LED REAR COMBINATION LAMPS



LED IP67 12/24V

Stop/tail/direction indicator and reverse functions

- L 200 x W 25 W H 50mm
- Supplied with 800mm flying leads
- ECE approved
- Protected to IP67

PART NO.	DESCRIPTION	QTY
0-300-14	Right Rear Lamp	1
0-300-15	Left Rear Lamp	1

LED REAR COMBINATION LAMP



LED IP67 12/24V

Stop/tail/direction indicator and reflex indicator functions

- L 195 x W 30 x H 94mm
- Supplied with 280mm flying leads
- ECE approved
- Protected to IP67

PART NO.	DESCRIPTION	QTY
0-300-25	Rear lamp	1

UNIVERSAL LED REAR LAMP



LED 12/24V

Stop/tail/direction indicator/reflex reflector

- L 170 x W 33 x H 92mm
- ECE approved

PART NO.	DESCRIPTION	QTY
0-300-50	Rear lamp	1



WE'RE ON SOCIAL MEDIA
FOLLOW US @DURITELIMITED



LIGHTING REAR COMBINATION LIGHTS 3 FUNCTION REAR COMBINATION LAMPS

3 FUNCTION REAR COMBINATION LAMPS

95MM REAR LAMP



LED IP67 12/24V

Stop/tail/direction indicator

- E-Marked, R10 EMC
- Ø 95mm x D 31.8mm
- Protected to IP67
- Supplied with 300mm flying leads

PART NO.	DESCRIPTION	QTY
0-767-40	Universal lamp	1

UNIVERSAL LED REAR LAMP



LED IP68 12/24V

Stop/tail/direction indicator

- ECE approved
- Ø 140mm x D 100mm
- 20 LEDs
- Protected to IP68

PART NO.	DESCRIPTION	QTY
0-097-30	Universal lamp	1

SLIM 12/24V REAR LAMP

LED IP69K 12/24V

Stop/tail/direction indicator

- 12 x 0.5W LEDs (6 amber, 6 Red)
- Protected to IP69K
- L 130 x W 11 x H 30mm
- E-Marked R10, R148, CE



PART NO.	DESCRIPTION	QTY
0-294-24	Slim rear lamp	1



Top pick for EVs



12/24V LED REAR LAMP

LED 12/24V

Stop/tail/direction indicator

- ECE and EEC approved
- L 95 x W 32 x H 95mm



PART NO.	DESCRIPTION	QTY
0-294-75	Rear Lamp	1

12/24V LED REAR LAMPS

LED IP67 12/24V

Stop/tail/indicators

- Ø 95mm
- Protected to IP67
- Supplied with 500mm flying leads
- Acrylic lens and polycarbonate housing
- ECE approved



STOP/TAIL/INDICATOR	TAIL/FOG/REVERSE	QTY
0-767-60	0-767-70	1

SINGLE FUNCTION VEHICLE LIGHTS

INDIVIDUAL VEHICLE LIGHTS

95MM COMMERCIAL LED LAMPS



Stop and Tail **Indicator** **Fog** **Reversing**

LED IP67 12/24V

- Ø 95mm
- 10-30VDC
- Protected to IP67
- Supplied with 300mm flying lead
- E-Marked

DESCRIPTION	STOP/TAIL	INDICATOR	REAR FOG	REVERSE	QTY
95mm	0-767-44	0-767-41	0-767-42	0-767-43	1

LOOKING FOR?
3-function lamps in the same size. See page 104.

140MM COMMERCIAL LED LAMPS

LED IP67 12/24V

- Ø 140mm
- 10-30VDC
- Protected to IP67
- Supplied with 200mm flying lead
- E-Marked



DESCRIPTION	STOP/TAIL	QTY
140mm	0-097-54	1

LOOKING FOR?
3-function lamps in the same size. See page 104.



Durite vehicle lights are available in 12V and 24V and cover most applications and budgets. Offering several shapes, light outputs and fixtures, the Durite range is one of the most versatile on the market.

durite.co.uk

REAR LED TAIL LAMPS



Stop and Tail **Indicator** **Fog** **Reversing**

LED IP67 12/24V

- 36 LEDs
- E-Marked
- PC Lens and ABS Housing
- L 94 x W 29 x H 94mm

STOP/TAIL	INDICATOR	REAR FOG	REVERSE	QTY
0-294-30	0-294-31	0-294-32	0-294-33	1

MARKER LAMPS

LED MARKER LAMPS

12/24V LED MARKER LAMPS

LED 12/24V



- ECE approved
- With leads
- Mounting bracket available
- L 111 x W 22 x H 50mm



DESCRIPTION	AMBER	RED	WHITE	QTY
Marker Lamp	0-170-70	0-170-65	0-170-60	1
Horizontal Bracket		0-170-99		1

12/24V LED HALO RING MARKER LAMPS

LED IP67 12/24V



- 12/24V marker lamp with 2 SMD LEDs, halo rings and reflex reflector
- Protected to IP67
- ECE approved, E-Marked
- L 116 x W 17.8 x H 47mm



DESCRIPTION	AMBER	RED	QTY
Marker Lamp	0-171-80	0-171-75	1
Bracket	0-171-98		1

MARKER LAMPS WITH ADR APPROVAL



Approved



LED IP68 10-36V

- 12 SMD LEDs
- 450mm flying leads
- E-Marked, ADR approved
- L 126 x W 26 x H 51mm

DESCRIPTION	AMBER	RED	WHITE	QTY
ADR marker lamp	0-169-10	0-169-05	0-169-00	1
Underslung bracket		0-169-97		1
Flat bracket		0-169-96		1



ADR approval shows the unit is sealed, intrinsically safe & ideal for vehicles transporting dangerous goods.

12/24V LED MARKER LAMPS

LED IP67 12/24V



- Protected to IP67
- ECE approved
- 'Superseal' plug
- Requires connector 0-011-62
- L 121 x W 17 x H 44mm
- Reflex reflector

DESCRIPTION	PART NO.		QTY
	WITH SUPERSEAL PLUG	WITH LEADS	
Amber marker lamp	0-171-10*	0-171-60	1
Amber side marker with bracket	0-171-11*	0-171-61	1
Clear front marker	0-171-00*	0-171-50	1
Red rear marker	0-171-05*	0-171-55	1

*With superseal connector.

Requires Connector 0-011-62.

LIGHTING MARKER LAMPS LED MARKER LAMPS

GREAT VALUE 12/24V LED MARKER LAMPS

LED IP67 12/24V

- 2 x SMD LED
- Protected to IP67
- Supplied with 150mm flying leads & ABS bracket
- L 110 x W 8 x H 41mm
- E-Marked, R10 EMC

DESCRIPTION	AMBER SIDE	WHITE FRONT	QTY
12/24V marker lamp	0-170-90	0-170-80	1
Mounting bracket	0-170-98		1



25MM LED MINI AMBER LAMP

LED 12/24V

- Ø 25mm
- 1 x SMD Amber LED
- Polycarbonate
- 200mm flying lead
- E-Marked R91 and R10



PART NO.	DESCRIPTION	QTY
0-170-58	Amber marker lamp	1

12/24V LED MARKER LAMPS

LED 12/24V

- ECE approved
- With superseal plug
- Requires connector 0-011-62
- L 71 x W 25 x H 42mm



PART NO.	DESCRIPTION	QTY
0-170-10	Amber Side	1
0-170-05	Red Rear	1
0-170-00	White Front	1
0-170-04	Green ABS	1



9-33V LED MARKER LAMPS

LED 9-33V

- Reflex reflector
- Supplied with superseal connector 0-011-62
- L 100 x W 21 x H 50mm
- EEC and ECE approved



PART NO.	DESCRIPTION	QTY
0-168-60	Amber Side	1
0-168-55	Red Rear	1
0-169-98	Horizontal bracket	1
0-169-99	Vertical bracket	1

12/24V LED MARKER LAMPS

LED 12/24V

- Reflex reflector
- Screw cable connections
- L 108 x W 33 x H 58mm
- EEC and ECE approved



With screw cable connections.

PART NO.	DESCRIPTION	QTY
0-169-60	Amber Side	1
0-169-55	Red Rear	1
0-169-50	White Front	1
0-169-98	Horizontal bracket	1
0-169-99	Vertical bracket	1

LIGHTING MARKER LAMPS

LED 12/24V OUTLINE MARKER LAMPS

12/24V LED MARKER LAMPS



LED 12/24V IP67

- Front, side and rear
- Protected to IP67
- E-Marked ECE R10.05 EMC
- Supplied with 50cm flying leads
- L 175 x H 109.5mm (L/R)
- L 85 x W 36 x H 100mm (Universal)

DESCRIPTION	LEFT HAND	RIGHT HAND	UNIVERSAL	QTY
Marker lamp	0-172-86	0-172-85	0-172-71	1



12/24V ROUND MARKER LAMPS



LED 12/24V IP68

- Protected to IP68
- ECE approved
- Supplied with 50cm flying leads

DESCRIPTION	LENGTH	RIGHT HAND	LEFT HAND	QTY
Short bent arm	L 146 x W 32 x H 145mm	0-172-40	0-172-41	1
Long bent arm	L 172 x W 34 x H 31mm	0-172-45	0-172-46	1
Short angled arm	L 109 x W 32 x H 138mm	0-172-30	0-172-31	1
Long angled arm	L 168 x W 39 x H 95mm	0-172-35	0-172-36	1
Short straight arm	L 90 x W 32 x H 85mm	0-172-20		1
Long straight arm	L 131 x W 32 x H 85mm	0-172-25		1

HEADLAMPS

7" 70W LED HEADLAMP



Super Bright

LED R112 R7
4900LM IP67 12/24V

- 70W main beam (4900Lm)
- 55W dipped beam (3850Lm)
- 3W position light
- Protected to IP67
- Black, Aluminium housing & PC lens
- E-Marked R7, R112

🔧 H4 to H13 adaptor included.



PART NO.	DESCRIPTION	QTY
0-422-55	7" Headlamp	1

🔧 Available for Left Hand Drive (LHD) Vehicles.
0-422-22 - Right side head light | 0-422-23 - Left side head light.

LED HEAD LAMPS WITH DI & DRL

LED IP68 9-32V

Approved for right hand drive (RHD) vehicles

- High beam 2 x 30W (3500Lm)
- Low beam 1 x 30W (2500Lm)
- Direction Indicator - 12 x 1W
- Daytime Running Lamp - 2 x 5W
- With 6-PIN DT connector
- Aluminium housing with PC lens
- E-Marked R10, R112, R87 & R6



🔧 Use DT connector 0-011-46.

PART NO.	DESCRIPTION	QTY
0-422-20	Right side head light (RHD)	1
0-422-21	Left side head light (RHD)	1

NUMBER PLATE LAMPS

12/24V NUMBER PLATE LAMP



LED 12/24V IP67

- Fixing centres 53mm
- Protected to IP67
- ECE approved
- ABS housing. Polycarbonate lens
- L 120 x W 58.5 x H 45mm

PART NO.	DESCRIPTION	QTY
0-453-70	Number plate lamp	1

12/24V NUMBER PLATE LAMP



LED 12/24V

- ECE approved
- Black plastic
- L 93 x W 30 x H 47mm

PART NO.	DESCRIPTION	QTY
0-453-80	Small number plate lamp	1

PLASTIC NUMBER PLATE LAMP



LED 12/24V IP67

- ECE approved
- Protected to IP67
- Fixing centres 84mm
- Supplied with 500mm flying leads
- L 105 x W 38 x H 48mm

PART NO.	DESCRIPTION	QTY
0-453-04	Number plate lamp	1

BLACK NUMBER PLATE LAMP



LED 12/24V

- 12/24V LED
- Fixing centres 53mm
- ECE and SAE approved
- L 120 x W 42 x H 46mm

PART NO.	DESCRIPTION	QTY
0-453-75	Number plate lamp	1

BLACK NUMBER PLATE LAMPS



- EEC and ECE approved
- Fixing centres 72mm
- L 102 x W 58 x H 45mm
- Supplied without festoon bulb

PART NO.	DESCRIPTION	QTY
0-453-51	Number plate lamp	1
0-453-50	Low profile version. 40mm depth, fixing centres 45mm	1

COMPACT NUMBER PLATE LAMP



- Fixing centres 68mm
- L 45 x W 38 x H 36mm
- Supplied without festoon bulb
- EEC, ECE and SAE approved

PART NO.	DESCRIPTION	QTY
0-453-52	Black plastic lamp	1

NUMBER PLATE LAMP

- EEC, ECE and SAE approved
- Fixing centres 86mm
- Black plastic, chrome
- L 116 x W 38 x H 51mm
- Supplied with 12V MCC bulbs

PART NO.	DESCRIPTION	QTY
0-453-01	Black plastic number plate lamp	1



REFLECTORS

SELF-ADHESIVE MOULDED REFLEX REFLECTORS


- White plastic base
- ECE and EEC approved
- Self-adhesive
- L 104 x W 51 x D 7mm
- Acrylic lens

PART NO.	DESCRIPTION	QTY
0-505-60	Amber reflex reflector	10
0-505-50	Clear reflex reflector	10
0-505-55	Red reflex reflector	10



SELF-ADHESIVE MOULDED REFLEX REFLECTORS

- Ø 55mm
- ECE approved



DESCRIPTION	AMBER	RED	WHITE	QTY
Reflex reflector	0-665-80	0-665-75	0-665-70	10

TWO-HOLE FIXING REFLECTOR

- Black polypropylene base
- 2-hole fixing
- L 94 x W 44 x H 6mm
- ECE approved



PART NO.	DESCRIPTION	QTY
0-507-10	Amber reflector	10

TWO-HOLE FIXING MOULDED REFLEX REFLECTORS

- Black polypropylene base
- ECE and EEC approved
- 2-hole fixing
- L 102 x W 44 x D 7.5mm
- Acrylic lens

DESCRIPTION	AMBER	RED	QTY
Reflex reflector	0-505-10	0-505-05	10



TRIANGLE MOULDED RED REFLEX REFLECTOR

- 2-hole fixing
- ECE and EEC approved
- L 138 x W 158 x D 8mm
- Acrylic lens



PART NO.	DESCRIPTION	QTY
0-229-00	Moulded acrylic red reflex reflector	4

SELF-ADHESIVE REFLEX REFLECTOR

- Moulded on back plastic self adhesive base
- Ø 80mm
- ECE approved



PART NO.	DESCRIPTION	QTY
0-665-55	Red reflex reflector	10

BULBS & BULB HOLDERS

12V PROFESSIONAL BULBS - HEADLAMP & AUXILIARY

LED BULBS ARE NOT ROAD LEGAL

BULB	DESCRIPTION	PACK 1	PACK 10	LED BULBS - PACKS OF 2 * PACK OF 1	
				WHITE	YELLOW
207	12V 5W BA15S	7-002-07	8-002-07	L-002-07W	-
209	12V 5W BA15D	-	8-002-09	-	-
233	12V 4W BA9S	7-002-33	8-002-33	-	-
239	12V 5W FESTOON 11 x 38mm	7-002-39	8-002-39	-	-
245	12V 10W BA15S	7-002-45	8-002-45	-	-
265	12V 10W FESTOON 11 x 43mm	7-002-65	-	-	-
286	12V W2 x 4.6D	7-002-86 (pack of 5)		-	-
288	12V 2W BA9S	7-002-88	8-002-88	-	-
380	12V 21/5W BAY15D	7-003-80	8-003-80	L-003-80W	-
380W	12V 21/5W W3 x 16Q 20mm CAPLESS	7-003-80W	8-003-80W	-	-
382	12V 21W BA15S	7-003-82	8-003-82	L-003-82W	-
382W	12V 21W W3 x 16D 20mm CAPLESS	7-003-82W	8-003-82W	L-003-82WW	-
382WA	12V 21W W3 x 16D 20mm CAPLESS Amber	7-003-82WA	8-003-82WA	-	-
433C	12V 6W BAX9S OSP HALOGEN	7-004-33C	-	-	-
433D	12V 21W BAY9S OSP HALOGEN	7-004-33D	-	-	-
434	12V 10W G4 CAPSULE HALOGEN	7-004-34	8-004-34	-	-
448	12V 55W H1 UV	7-004-48	8-004-48	L-004-48W*	-
453	12V 55W H3 UV HALOGEN	7-004-53	8-004-53	-	-
472	12V 60/55W H4 P43T UV	7-004-72	8-004-72	L-004-72W*	-
499	12V 55W H7 PX26D UV	7-004-99	8-004-99	L-004-99W*	-
501	12V 5W W2.1 x 9.5D 10mm	7-005-01	8-005-01	L-005-01W	-
501A	12V 5W W2.1 x 9.5D 10mm	7-005-01A	8-005-01A	-	-
504	12V 3W W2.1 x 9.5D 10mm	7-005-04	-	-	-
566	12V 21/4W BAZ15D	7-005-66	8-005-66	-	-
567	12V 21/5W BAW15D Red	7-005-67	8-005-67	-	-
581	12V 21 W BAU15S	7-005-81	8-005-81	-	L-005-81Y
584	12V 21W BAW15S Red	7-005-84	-	-	-
896	12.8V 37.5W PGJ13 HALOGEN Clear	7-008-96	-	-	-
921B	12V 16W W2.1 x 9.5D 35mm	7-009-21B	8-009-21B	-	-
G41	12V G4 SMD LED	-	-	L-00G-41W*	-
9005	12V 60W HB3 RT/ANG	7-090-05	-	-	-
9006	12V 51W HB4 RT/ANG	7-090-06	8-090-06	-	-
H9	12V H9 PGJ19	-	-	L-00H-09W*	-
H11	12V 55W H11 PGJ19-2	7-00H-11	8-00H-11	L-00H-11W*	-

REQUIRE A BULB DISPENSER RACK?

- ✓ High quality 12V or 24V bulb dispenser
- ✓ Dispenser includes 118 pieces
- ✓ H 320 x W 690 x D 120mm



7-999-12 | 12V bulb dispenser



7-999-24 | 24V bulb dispenser



Standalone or wall mounted

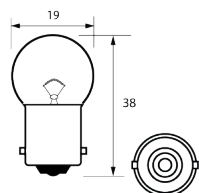
24V PROFESSIONAL BULBS - HEADLAMP & AUXILIARY

LED BULBS ARE NOT ROAD LEGAL

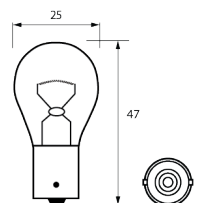
BULB	DESCRIPTION	PACK 1	PACK 10	LED BULBS - PACKS OF 2			
				BLUE	RED	WHITE	YELLOW
149	24V 5W BA15S	7-001-49	8-001-49	-	L-001-49R	L-001-49W	L-001-49Y
150	24V 5W BA15D	7-001-50	8-001-50	-	-	-	-
241	24V 21W BA15S	7-002-41	8-002-41	-	-	L-002-41W	L-002-41Y
242	24V 5W FESTOON 11 x 38mm	7-002-42	8-002-42	L-002-42B	-	L-002-42W	-
246	24V 10W BA15S	7-002-46	8-002-46	-	-	L-002-46W	-
249	24V 4W BA9S	7-002-49	8-002-49	-	-	L-002-49W	-
274	24V 10W FESTOON 11 x 43mm	-	8-002-74	-	-	-	-
276	24V 15W FESTOON 15 x 43mm	-	8-002-76	-	-	-	-
289	24V 2W BA9S	7-002-89	8-002-89	-	-	-	-
334	24V 21/5W BAY15D	7-003-34	8-003-34	-	-	L-003-34W	-
346	24V 21W BA15D	7-003-46	8-003-46	-	-	-	-
433E	24V 21W BAY9S OSP HALOGEN	7-004-33E	8-004-33E	-	-	-	-
434F	24V 10W G4 CAPSULE HALOGEN	-	8-004-34F	-	-	-	-
460	24V 70W H3 HALOGEN	7-004-60	8-004-60	-	-	-	-
466	24V 70W H1 HALOGEN	7-004-66	8-004-66	-	-	-	-
475	24V 75/70W H4 P43T HALOGEN	7-004-75	8-004-75	-	-	-	-
499A	24V 70W H7 XENON	7-004-99A	8-004-99A	-	-	-	-
505	24V 3W W2.1 x 9.5D 10mm	-	8-005-05	-	-	-	-
507	24V 5W W2.1 x 9.5D 10mm	7-005-07	8-005-07	L-005-07B	-	L-005-07W	L-005-07Y
508	24V W2.4 x 4.6D	-	-	-	-	L-005-08W	-
566A	24V 21/4W BAZ15D	7-005-66A	-	-	-	-	-
581A	24V 21W BAU15S Amber	7-005-81A	8-005-81A	-	-	-	-
874	28V 7W BA15S	-	8-008-74	-	-	-	-
H11A	24V 70W H11 PGJ19-2 HALOGEN	7-00H-11A	8-00H-11A	-	-	-	-

BULBS

BA15S BULBS



BULB	TYPE	PACK 1	PACK 10	LED		
				PACK 2 - RED	PACK 2 - WHITE	PACK 2 - YELLOW
207	12V, 5W	7-002-07	8-002-07	-	L-002-07W	-
245	12V, 10W	7-002-45	8-002-45	-	-	-
149	24V, 5W	7-001-49	8-001-49	L-001-49R	L-001-49W	L-001-49Y
246	24V, 10W	7-002-46	8-002-46	-	L-002-46W	-
874	28V, 7W	-	8-008-74	-	-	-

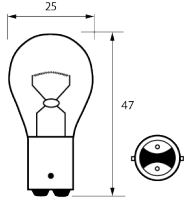


BULB	TYPE	PACK 1	PACK 10	LED	
				PACK 2 - WHITE	PACK 2 - YELLOW
382	12V, 21W	7-003-82	8-003-82	L-003-82W	-
241	24V, 21W	7-002-41	8-002-41	L-002-41W	L-002-41Y

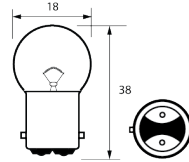
BULBS

LED BULBS ARE NOT ROAD LEGAL

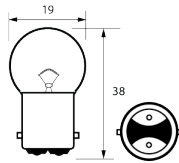
BA15D BULBS



BULB	TYPE	PACK 1	PACK 10
346	24V, 21W	7-003-46	8-003-46

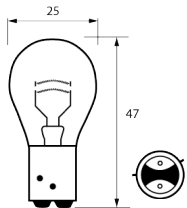


BULB	TYPE	PACK 1	PACK 10
150	24V, 5W	7-001-50	8-001-50



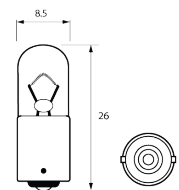
BULB	TYPE	PACK 10
209	12V, 5W	8-002-09

BAZ15D BULBS



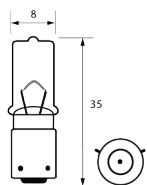
BULB	TYPE	PACK 1	PACK 10
566	12V, 21/4W	7-005-66	8-005-66
566A	24V, 21/4W	7-005-66A	-

BA9S BULBS

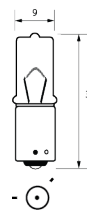


BULB	TYPE	PACK 1	PACK 10	LED
				PACK 2 - WHITE
233	12V, 4W	7-002-33	8-002-33	-
288	12V, 2W	7-002-88	8-002-88	-
249	24V, 4W	7-002-49	8-002-49	L-002-49W
289	24V, 2W	7-002-89	8-002-89	-

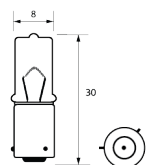
BAX9S & BAY9S OSP BULBS



BULB	TYPE	PACK 1
433D	12V, 21W	7-004-33D



BULB	TYPE	PACK 1	PACK 10
433E	24V, 21W	7-004-33E	8-004-33E

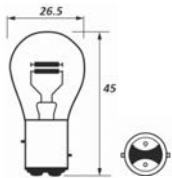


BULB	TYPE	PACK 1
433C	12V, 6W	7-004-33C

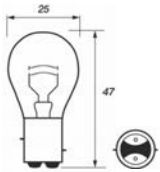
LIGHTING BULBS & BULB HOLDERS BULBS

LED BULBS ARE NOT ROAD LEGAL

BAY15D BULBS

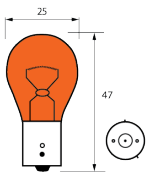


BULB	TYPE	PACK 1	PACK 10	LED	
				PACK 2 - WHITE	
334	24V, 21/5W	7-003-34	8-003-34	L-003-34W	



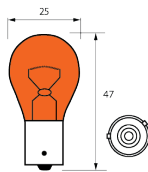
BULB	TYPE	PACK 1	PACK 10	LED	
				PACK 2 - WHITE	
380	12V, 21/5W	7-003-80	8-003-80	L-003-80W	

BAU15S AMBER BULBS



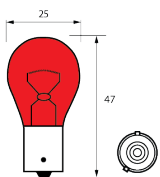
- Amber bulb

BULB	TYPE	PACK 1	PACK 10
581	12V, 21W	7-005-81	8-005-81
BULB	LED - YELLOW PACK 2		
581	L-005-81Y		



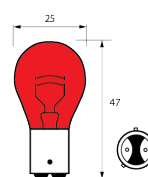
BULB	TYPE	PACK 1	PACK 10
581A	24V, 21W	7-005-81A	8-005-81A

BAW15S RED BULBS



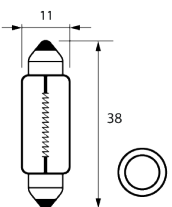
- Red bulb

BULB	TYPE	PACK 1
584	12V, 21W	7-005-84



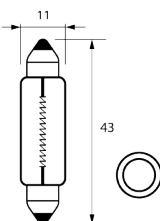
BULB	TYPE	PACK 1
567	12V, 21/5W	7-005-67

FESTOON BULBS



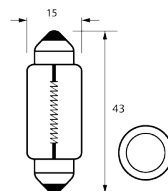
- 11 x 38mm

BULB	TYPE	PACK 1	PACK 10	LED	
				PACK 2 - BLUE	PACK 2 - WHITE
239	12V, 5W	7-002-39	8-002-39	-	-
242	24V, 5W	7-002-42	8-002-42	L-002-42B	L-002-4W



- 11 x 43mm

BULB	TYPE	PACK 1	PACK 10
265	12V, 10W	7-002-65	-
274	24V, 10W	-	8-002-74



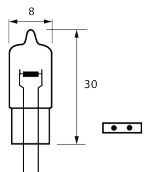
- 15 x 43mm

BULB	DESCRIPTION	PACK 10
276	24V, 15W	8-002-76

LED BULBS ARE NOT ROAD LEGAL

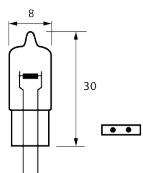
BULBS

G4 CAPSULE HALOGEN BULBS



BULB	TYPE	PACK 1	PACK 10
		PART NO.	PART NO.
434	12V, 10W	7-004-34	8-004-34
434F	24V, 10W	-	8-004-34F

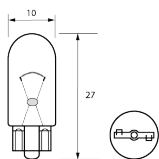
G4 SMD LED BULBS



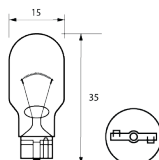
BULB	TYPE	LED
		PACK 1 - WHITE
G41	12V	L-00G-41W

W2.1 X 9.5D BULBS

- 10mm



BULB	TYPE	PACK 1	PACK 10	LED		
				PACK 2 - BLUE	PACK 2 - WHITE	PACK 2 - YELLOW
501	12V, 5W	7-005-01	8-005-01	-	L-005-01W	-
501A	12V, 5W, Amber	7-005-01A	8-005-01A	-	-	-
504	12V, 3W	7-005-04	-	-	-	-
505	24V, 3W	-	8-005-05	-	-	-
507	24V, 5W	7-005-07	8-005-07	L-005-07B	L-005-07W	L-005-07Y

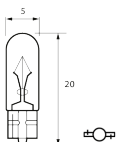


- 35mm

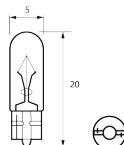
BULB	TYPE	PACK 1	PACK 10
921B	12V, 16W	7-009-21B	8-009-21B

W2 X 4.6D MINI CAPLESS

- Suitable for modular switches on pages 128



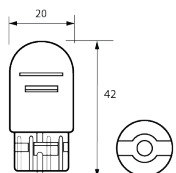
BULB	TYPE	PACK 5
286	12V, 1.2W	7-002-86



BULB	TYPE	LED
		PACK 2 - WHITE
508	24V, 1.2W	L-005-08W

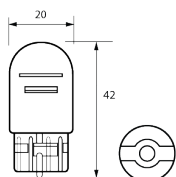
W3 X 16Q MINI CAPLESS

- 20mm



BULB	TYPE	PACK 1	PACK 10
380W	12V, 21/5W	7-003-80W	8-003-80W

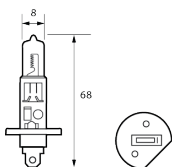
W3 X 16D MINI CAPLESS



- 20mm

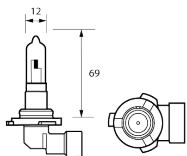
BULB	TYPE	PACK 1	PACK 10	LED
				PACK 2 - WHITE
382W	12V, 21W, Clear	7-003-82W	8-003-82W	L-003-82WW
382WA	12V, 21W, Amber	7-003-82WA	8-003-82WA	-

H1 BULBS



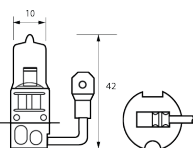
BULB	TYPE	PACK 1	PACK 10	LED
				PACK 1 - WHITE
448	12V, 55W	7-004-48	8-004-48	L-004-48W
466	24V, 70W	7-004-66	8-004-66	-

HB3 RT/ANG BULBS



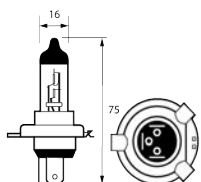
BULB	TYPE	PACK 1
9005	12V, 60W	7-090-05

H3 HALOGEN BULBS



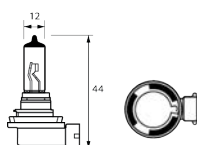
BULB	TYPE	PACK 1	PACK 10
453	12V, 55W UV Halogen	7-004-53	8-004-53
460	24V, 70W Halogen	7-004-60	8-004-60

H4 P43T BULBS



BULB	TYPE	PACK 1	PACK 10	LED
				PACK 1 - WHITE
472	12V, 60/55W UV	7-004-72	8-004-72	L-004-72W
475	24V, 75/70W	7-004-75	8-004-75	-

H11 PGJ19-2 BULBS

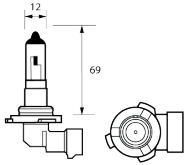


BULB	TYPE	PACK 1	PACK 10	LED
				PACK 1 - WHITE
H11	12V, 55W	7-00H-11	8-00H-11	L-00H-11W
H11A	24V, 70W	7-00H-11A	8-00H-11A	-

BULBS

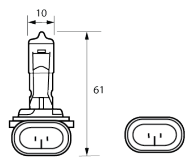
LED BULBS ARE NOT ROAD LEGAL

HB4 RT/ANG BULBS



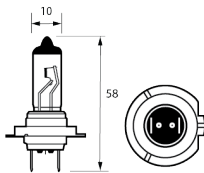
BULB	TYPE	PACK 1	PACK 10
9006	12V, 51W	7-090-06	8-090-06

PGJ13 HALOGEN CLEAR BULBS



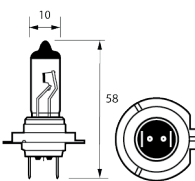
BULB	TYPE	PACK 1
896	12V, 37.5W	7-008-96

H7 PX26D UV BULBS



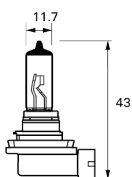
BULB	TYPE	XENON		LED
		PACK 1	PACK 10	PACK 1 - WHITE
499	12V, 55W	7-004-99	8-004-99	L-004-99W

H7 XENON



BULB	TYPE	PACK 1	PACK 10
499A	24V, 70W	7-004-99A	8-004-99A

H9 PGJ19-5 LED BULB




BULB	TYPE	LED
		PACK 1 - WHITE
H9	12V	L-00H-09W



LIGHTING BULBS & BULB HOLDERS BULBS


BULB HOLDERS

BA9S BULB HOLDER




PART NO.	DESCRIPTION	QTY
0-705-01	BA9s bulb holder	1

BA15S BULB HOLDER



PART NO.	DESCRIPTION	QTY
0-705-02	BA15s bulb holder	1

BAY15D BULB HOLDER




PART NO.	DESCRIPTION	QTY
0-705-03	BAY15d bulb holder	1

H1 BULB HOLDER



PART NO.	DESCRIPTION	QTY
0-705-21	H1 bulb holder	1

H4 BULB HOLDER



PART NO.	DESCRIPTION	QTY
0-705-22	H4 bulb holder	1

H7 BULB HOLDER



PART NO.	DESCRIPTION	QTY
0-705-23	H7 bulb holder	1

H8 BULB HOLDER




PART NO.	DESCRIPTION	QTY
0-705-24	H8 bulb holder	1

H10 AND HB3 BULB HOLDER




PART NO.	DESCRIPTION	QTY
0-705-25	H10/HB3 bulb holder	1

HB4 BULB HOLDER



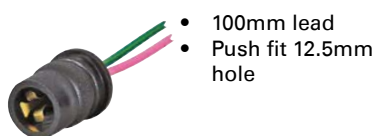
PART NO.	DESCRIPTION	QTY
0-705-26	HB4 bulb holder	1

T10 WEDGE SINGLE BULB HOLDER



PART NO.	DESCRIPTION	QTY
0-705-11	T10 wedge bulb holder	1


T10 WEDGE SINGLE BULB HOLDER



PART NO.	DESCRIPTION	QTY
0-705-12	T10 wedge bulb holder	1

03

SWITCHES & INDICATORS



BATTERY ISOLATORS	120
IGNITION SWITCHES	124
DASHBOARD SWITCHES	126
TOGGLE SWITCHES	130
ROTARY SWITCHES	135
PUSH BUTTON SWITCHES	136
PUSH/PULL SWITCHES	137
DOOR & FOOT SWITCHES	138
PUSH BUTTON CONTROLS	139

**EXTENSIVE RANGE
COVERING OVER
90% OF VEHICLE
APPLICATIONS.**

EXTERNAL SWITCHES

BATTERY ISOLATORS

SINGLE POLE

250A REMOVABLE HANDLE



- Rated 250A at 24V and 2150A for 5 seconds
- M10 Terminals
- Requires 24mm hole
- Splash proof to IP54




PART NO.	DESCRIPTION	QTY
0-605-52	Battery isolator	1

250A FIXED HANDLE



- Fixed handle
- Rated 250A at 24V and 2500A for 5 seconds
- M10 studs and requires 30.5mm hole
- Replaces Ford / Iveco 4822229



PART NO.	DESCRIPTION	QTY
0-605-60	Battery isolator	1

400A REMOVABLE KEY



- Removable key with lockout, splash proof cover, IP65
- Rated 400A at 24V and 4000A for 5 seconds
- M10 studs and requires 24mm hole 8mm lock hole



PART NO.	DESCRIPTION	QTY
0-605-53	Battery isolator	1

250A FIXED 'T' KEY



- Rated 250A at 24V and 2150A for 5 seconds
- M10 terminals
- Requires 30.5mm hole
- Waterproof to IP67




PART NO.	DESCRIPTION	QTY
0-605-62	Battery isolator	1

150A BATTERY SWITCH WITH REMOVABLE KEY



- Single throw on/off isolator with removable handle
- 24VDC max
- 150A continuous
- 1000A max for 5 seconds
- M10 terminals
- Protected to IP65



PART NO.	DESCRIPTION	QTY
0-605-05	Battery isolator	1
0-605-96	Replacement key	1

100A REMOVABLE KEY



- Battery isolator with removable key in the 'On' or 'Off' positions.
- Rated 100A at 24V, 500A for 5 seconds
 - M10 studs and 22.5mm hole
 - Supplied with 2 keys



PART NO.	DESCRIPTION	QTY
0-605-20	Battery isolator	1
0-605-19	Blank/uncut key	1

100A REMOVABLE KEY



- Rated 100A at 24V and 500A for 5 seconds
- M8 studs and requires 24mm hole
- Splash proof cover



PART NO.	DESCRIPTION	QTY
0-605-00	Battery isolator	1
0-605-99	Replacement key	1

SWITCHES & INDICATORS EXTERNAL SWITCHES BATTERY ISOLATORS

100A REMOVABLE KEY

Battery isolator with removable key and splash proof cover.

- With independent ignition switching and controlled earth leakage through a resistor to avoid damage through load dumping
- Rated 100A at 24V and 500A for 5 seconds
- M10 studs




PART NO.	DESCRIPTION	QTY
0-605-90	Battery isolator	1

75A REMOVABLE KEY

Battery isolator with removable key in the 'Off' position.

- Rated 75A at 24V, 200A for 5 seconds
- M10 studs and requires 22.5mm hole
- Supplied with 2 keys



PART NO.	DESCRIPTION	QTY
0-605-21	Battery isolator	1
0-605-19	Blank/uncut key	1

100A KNOB


- Rated 100A at 24V and 500A for 5 seconds
- M10 studs and requires 19.5mm hole
- Replaces SSB106



PART NO.	DESCRIPTION	QTY
0-605-01	Battery isolator	1

100A KNOB

- Rated 100A at 24V and 500A for 5 seconds
- M10 studs, requires 19.5mm hole and two 4mm fixing holes
- Replaces SSB103



PART NO.	DESCRIPTION	QTY
0-605-02	Battery isolator	1


DOUBLE POLE

250A REMOVABLE KEY



Battery isolator, double pole with removable key and splash proof cover.

- Rated 250A at 24V and 2500A for 5 seconds
- Connects or disconnects both poles simultaneously
- Requires 24mm hole, M10 studs
- Housing protected to IP66



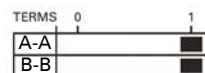
PART NO.	DESCRIPTION	QTY
0-605-54	Battery isolator	1
0-605-56	Replacement key	1

125A FIXED HANDLE



Double pole battery isolator with fixed handle.

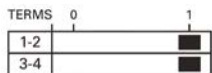
- Rated at 125A continuous 500A for 15 seconds
- 3/8" - 24 studs and requires 18.6mm hole



PART NO.	DESCRIPTION	QTY
0-605-22	Battery isolator	1

MARINE

250A FIXED HANDLE




Marine double pole battery isolator with fixed handle.

- Rated 250A at 24V and 2500A for 5 seconds
- Connects or disconnects both poles simultaneously
- M10 studs

PART NO.	DESCRIPTION	QTY
0-605-26	Fixed handle	1

300A REMOVABLE KNOB



Marine battery isolator with removable control knob (off position).

- Rated at 300A continuous (1hr) at 48VDC and 1000A for 5 seconds
- M10 studs
- L 69 x W 77 x H 69mm
- CE approved

PART NO.	DESCRIPTION	QTY
0-605-11	Removable knob	1
0-605-94	Replacement knob	1

550A FIXED KNOB

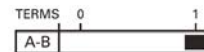


Marine battery isolator with fixed control knob with padlock hole.

- Rated at 550A continuous (1hr) and 2500A for 5 seconds, max 48VDC
- M12 studs
- L 102 x W 90 x H 102mm
- CE approved

PART NO.	DESCRIPTION	QTY
0-605-12	Fixed knob	1

150A REMOVABLE KEY

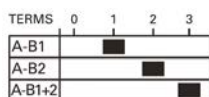


Marine battery isolator with removable key and splash proof cover.

- Rated 150A at 24V, 500A for 10 seconds
- M8 studs and requires 23mm hole

PART NO.	DESCRIPTION	QTY
0-605-13	Battery isolator	1
0-605-97	Replacement key	1

310A KNOB

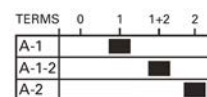


Marine battery isolator and change over switch with solid copper contacts.

- Rated 310A continuous and 500A for 5 seconds, max 36VDC
- Selects between batteries one, two, both or off
- M10 studs
- L 160 x W 72 x H 160mm

PART NO.	DESCRIPTION	QTY
0-605-10	Knob	1

300A REMOVABLE KNOB



Marine battery isolator with removable control knob (in 1 or 2 position).

- Rated at 300A continuous (1hr) at 48VDC and 1000A for 5 seconds
- Selects between batteries one, two, both or off
- M10 studs
- L 69 x W 77 x H 69mm
- CE approved

PART NO.	DESCRIPTION	QTY
0-605-09	Removable knob	1

SWITCHES & INDICATORS EXTERNAL SWITCHES BATTERY ISOLATORS

EMERGENCY ISOLATORS

150A, 48V

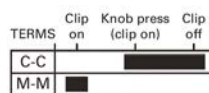


Emergency push button battery isolator.

- Turn button 45° to switch on, push to disconnect
- Rated 150A at 48V and 500A for 10 seconds
- M8 studs and requires 41mm hole
- Protected to IP66

PART NO.	DESCRIPTION	QTY
0-605-40	150A	1

15A, 12V



Marine emergency cut-off switch with lanyard, cut-out can also be operated with lanyard clip in place by pressing knob, suitable for coil or magneto ignition.

- 6.3mm blade terminals
- 16mm panel hole
- Rated at 15A at 12V

PART NO.	DESCRIPTION	QTY
0-605-41	15A	1

AIR SWITCH

72.5 PSI

- 72.5psi / 5.0bar
- M12 x 1.5
- Replaces Wabco 441 014 015 0

PART NO.	DESCRIPTION	QTY
0-577-20	72.5 PSI	1



REMOTE BATTERY SWITCHES

300A, 12V

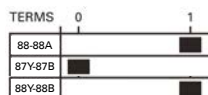


Battery isolator, 12V, single pole electrically remotely switched.

- Bosch 'U' type fixing bracket
- Rated at 300A continuous, 600A for 20 seconds and 2400A for 1 seconds
- M10 and M5 studs

PART NO.	DESCRIPTION	QTY
0-605-33	300A	1

300A, 24V

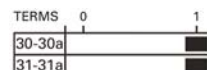


Battery isolator, 24V, single pole, with auxiliary circuit electrically remotely switched.

- Side mount bracket
- Rated at 300A continuous, 600A for 20 seconds and 2400A for 1 seconds
- M10 and M4 studs

PART NO.	DESCRIPTION	QTY
0-605-63	300A	1

250A, ISOLATED RETURN



Battery isolator, double pole, electrically remotely switched.

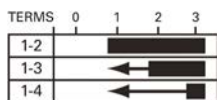
- Isolated return
- Rated 250A at 24V and 2500A for 5 seconds
- Terminal sizes M10 and M5
- Protected to IP65
- CE approved
- Resists pressure water jets

PART NO.	DESCRIPTION	QTY
0-605-44	24V	1

IGNITION SWITCHES

METAL IGNITION SWITCHES

OFF/IGNITION/PRE-HEAT/HEAT START



- 4 position switch, off/ignition/pre-heat/heat start.
- Ø 16mm panel hole
 - Supplied with two keys
 - Replaces Lucas 34228, 35670

PART NO.	DESCRIPTION	QTY
0-351-06	4 position switch	1
0-351-10	Replacement key	1

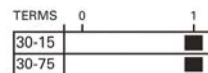
OFF/ACCESSORY/IGNITION/START



- 4 position switch, off/accessory/ignition/start.
- Ø 22mm panel hole
 - Supplied with two universal keys

PART NO.	DESCRIPTION	QTY
0-351-05	4 position switch	1
0-351-09	Spare universal key	1
0-351-90	Splash-proof key slot cover	1

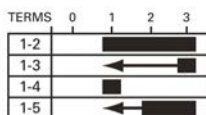
OFF/ON



- 2 position switch, off/on.
- Ø 22mm panel hole
 - Supplied with two universal keys

PART NO.	DESCRIPTION	QTY
0-351-01	2 position switch	1
0-351-09	Spare universal key	1
0-351-90	Splash-proof key slot cover	1

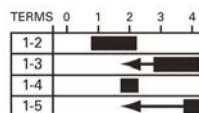
OFF/IGNITION/PRE-HEAT/HEAT START



- 4 position switch, off/ignition/pre-heat/heat start.
- Ø 16mm panel hole
 - Supplied with two keys
 - Replaces Lucas 35327

PART NO.	DESCRIPTION	QTY
0-351-04	4 position switch	1
0-351-10	Replacement key	1

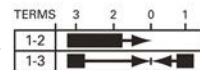
OFF/ACCESSORY/IGNITION/PRE-HEAT/HEAT START



- 5 position switch, off/accessory/ignition/pre-heat/heat start.
- Ø 19mm panel hole
 - Supplied with two keys
 - Replaces Lucas 36614

PART NO.	DESCRIPTION	QTY
0-351-08	5 position switch	1
0-351-10	Replacement key	1

START/OFF/PRE-HEAT/HEAT START



- 4 position switch, start/off/pre-heat/heat start.
- Ø 16mm panel hole
 - Supplied with two keys
 - Replaces Lucas 35630

PART NO.	DESCRIPTION	QTY
0-351-07	4 position switch	1
0-351-10	Replacement key	1

PLASTIC IGNITION SWITCHES

ACCESSORY/OFF/ACCESSORY AND IGNITION/ PRE-HEAT/START

TERMS	P	0	1	2	3
30-58	■			■	
30-1554			■	■	■
30-19		←	■		
30-17		←	←	■	
30-50a		←	←	■	

5 position switch, accessory/off/accessory and ignition/pre-heat/start.

- Ø 26mm panel hole
- Protected to DIN400050, IP64
- Supplied with two shrouded keys
- 100 key type

PART NO.	DESCRIPTION	QTY
0-351-55	5 position switch	1
0-351-11	Spare blank/uncut key	1
0-351-56	Switch as above but with single common 14607 keys	1
0-351-59	Spare 14607 key	1



ACCESSORY/OFF/ACCESSORY AND IGNITION/ START

TERMS	P	0	1	2
30-58	■			■
30-1554			■	■
30-50a		←	■	

4 position switch, accessory/off/accessory and ignition/start.

- Ø 26mm panel hole
- Protected to DIN400050 IP64
- Supplied with two shrouded keys
- 100 key type

PART NO.	DESCRIPTION	QTY
0-351-51	4 position switch	1
0-351-11	Spare blank/uncut key	1



OFF/IGNITION/PRE-HEAT/START

TERMS	0	1	2	3
30-15/54			■	■
30-19		←	■	
30-17		←	←	■
30-50a		←	←	■

4 position switch off/ignition/pre-heat/start.

- Ø 26mm panel hole
- Supplied with two keys (No.14603)

PART NO.	DESCRIPTION	QTY
0-351-20	4 position switch	1
0-351-29	Spare 14603 key	1



PARK/OFF/IGNITION/START

TERMS	P	0	1	2
30-P	■			
30-15			■	■
30-15a			■	
30-50		←	■	

4 position switch, park/off/ignition/start.

- Ø 19mm panel hole
- Supplied with two keys
- 200 key types

PART NO.	DESCRIPTION	QTY
0-351-03	4 position switch	1
0-351-14	Spare blank/uncut key	1



DASHBOARD SWITCHES

ROCKER SWITCHES & WARNING LIGHTS

LED MODULAR ROCKER SWITCHES



**Top pick
for EVs**



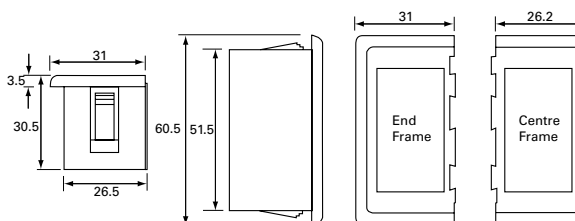
LED Rocker switches offering a range of functions. The complete product can be accommodated in an industry standard panel cut out or gang mounted on a choice of frames.

- 1 or 2 LED illuminations
- 12/24V
- Protected to IP66 (front)
- Choice of lens legends and colours
- 20A at 12VDC and 10A at 24VDC

STEP1 | SELECT YOUR PANEL

- 1 SWITCH ONLY - no ganging frame needed, go to step 2
- 2+ SWITCHES - build your panel using our ganging frames

DESCRIPTION	PART NO.
GANG MOUNTING FRAMES	
End Frame	0-798-10
Middle Frame	0-798-11
Blank Plate	0-798-98
TERMINAL CONNECTOR BLOCK (optional)	
Connector block	0-798-99
TOOLS	
Rocker switch removal tool	0-798-95



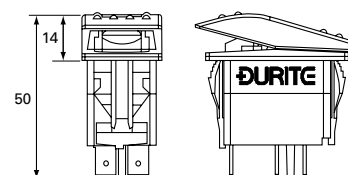
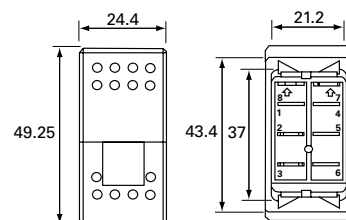
Panel cut-out for single switch:
W 21.2 x H 37.5mm.

Panel cut-out for 2 end frames:
W 53 x H 51.5mm, add W 26.2mm for each centre frame.

STEP2 | SELECT YOUR BODY

FUNCTIONS / ILLUMINATION

FUNCTION	SINGLE POLE	DOUBLE POLE	1 ILLUMINATION	2 ILLUMINATIONS	PART NO.
2-POSITION SWITCH					
Off/On	x		x		0-780-51
		x	x		0-780-61
Off/Momentary On	x		x		0-781-51
		x	x		0-781-61
Change-Over	x			x	0-782-52
		x		x	0-782-62
3-POSITION SWITCH					
On/Off/On	x			x	0-784-52
		x		x	0-784-62
On/Off/Momentary On	x			x	0-785-52
		x		x	0-785-62
Momentary On/Off/ Momentary On	x			x	0-786-52
		x		x	0-786-62
On/On/On		x	x		0-789-62



SWITCHES & INDICATORS DASHBOARD SWITCHES ROCKER SWITCHES & WARNING LIGHTS

STEP3 | SELECT YOUR ROCKER

ONE OR TWO LENSES

DESCRIPTION	PART NO.
One lens rocker	0-795-XX
Two-lens rocker	0-796-XX



✂ XX - Select a lens colour (blank) or white lens with logo and add extension to part number.

✂ One lens rocker. ✂ Two-lens rocker.

LENS COLOUR

	amber	0-79X-90
	red	0-79X-95

	blue	0-79X-92
	white	0-79X-97

	green	0-79X-94
--	-------	----------

✂ These are blank lenses.

WHITE LENS WITH LOGO

✂ The legends are printed on the white lenses, these can be printed on other coloured lenses to order subject to minimum quantity.

	windscreen wiper	0-79X-01
	windscreen washer	0-79X-02
	rear screen wiper	0-79X-03
	headlamp wiper/washer	0-79X-04
	headlamp washer	0-79X-05
	side lights	0-79X-06
	front fog lamps	0-79X-08
	rear fog lamps	0-79X-09
	front/rear work lamps	0-79X-10
	front work lamp	0-79X-11
	rear work lamp	0-79X-12
	5th wheel work lamp	0-79X-13
	lights	0-79X-14
	interior lamps	0-79X-15

	hazard beacon	0-79X-18
	diesel pre-heat	0-79X-20
	fan	0-79X-21
	air conditioning	0-79X-22
	heated seat	0-79X-23
	windscreen demist	0-79X-24
	rear window demist	0-79X-25
	wing mirror demist	0-79X-26
	horn	0-79X-34
	down	0-79X-37
	up	0-79X-38
	up down	0-79X-39
	fuel tank change over	0-79X-41
	fuel tank two	0-79X-43

	winch	0-79X-47
	slow	0-79X-48
	fast	0-79X-49
	left	0-79X-50
	right	0-79X-51
	on/one	0-79X-52
	rear window wiper/washer	0-79X-53
	rear window washer	0-79X-54
	lock	0-79X-55
	unlock	0-79X-56
	window lift	0-79X-44
	power	0-79X-45
	instrument lamps	0-79X-16
	reading lamp	0-79X-17

EXAMPLE

If you want to order a two-lens rocker with horn logo, you will need to order
 - a body 2-position, On/Off single pole switch 0-780-51 (STEP2) and
 - a two-lens rocker 0-796-xx with a white lens with horn logo 0-79x-34, so 0-796-34 (STEP3)

OTHER ROCKER SWITCHES

POPULAR ON/OFF

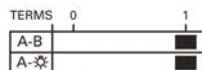


On/off, single pole switch, plastic rocker.

- 12/24V LED indicator
- 4.8mm blade terminals
- Snap fits into Ø 20mm panel hole
- 10A at 12VDC rating

PART NO.	DESCRIPTION	QTY
0-531-01	Non-illuminated	1
0-531-02	Blue LED	1
0-531-04	Green LED	1
0-531-05	Red LED	1
0-531-10	Amber LED	1
3-531-05	Red LED	100

ON/OFF SWITCH WITH LOGO




Amber, on/off single pole switch, plastic rocker.

- 12/24V LED indicator
- 4.8mm blade terminals
- Snap fits into 20mm Ø panel hole
- 10A at 12V DC rating

DESCRIPTION	PACK 1	PACK 50
	PART NO.	PART NO.
Beacon symbol	0-531-18	4-531-18
Work lamp symbol	0-531-11	4-531-11
5th wheel symbol	0-531-13	4-531-13

WITH OR WITHOUT COVER



12V, On/off, single pole switch, plastic rocker and 4.8mm blade terminals.

- Snap fits into rectangular panel hole 19.5 x 13mm
- 10A at 12VDC rating

PART NO.	DESCRIPTION	QTY
0-530-01	Without cover	1
0-530-51	With flexible PVC cover	1

ILLUMINATED RED OR AMBER

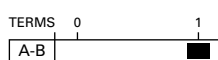


On/off single pole illuminated round rocker switch.

- 4.8mm blade terminals
- Snap fits into Ø 20mm panel hole
- 20A at 12V rating

PART NO.	DESCRIPTION	QTY
0-531-25	Red LED 12V	1
0-531-30	Amber LED 12V	1

MINI ON/OFF

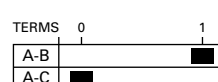


On/off, single pole switch, miniature plastic rocker and 4.8mm blade terminals.

- Snap fits into Ø 15mm panel hole
- 6A at 12VDC rating

PART NO.	DESCRIPTION	QTY
0-531-00	Mini on/off	1

ON/ON CHANGE-OVER



12/24V Change-over or on/off, single pole switch and plastic rocker.

- 4.8mm blade terminals
- 10A at 12V DC rating

PART NO.	DESCRIPTION	QTY
0-530-02	On/on change over	1

SWITCHES & INDICATORS DASHBOARD SWITCHES ROCKER SWITCHES & WARNING LIGHTS

WARNING LIGHTS

12V MINI CLASSIC



Warning light with 12V 2W BA7s bulb.

- Ø 13mm panel hole and 6.3mm blade terminals
- Re-lamped from rear of panel

LENS	PACK 1	PACK 100
	PART NO.	PART NO.
Blue	0-609-02	-
Green	0-609-04	-
Red	0-609-05	3-609-05
Amber	0-609-10	3-609-10

12/24V MICRO LED



Warning light, 12/24V LED, for push fit into 8.2mm panel hole.

- Supplied with 300mm leads
- Warning - observe polarity, red +ve, black -ve

LENS	12V	24V	QTY
Green	0-607-04	0-607-24	1
Red	0-607-05	0-607-25	1
Amber	0-607-10	0-607-30	1
Red - Flashing	0-607-55	0-607-75	1

LED WARNING



Warning light, 12/24V LED indicator.

- 4.8mm blade terminals
- Snap fits into Ø 20mm panel hole

LENS	PART NO.	QTY
Blue	0-607-32	1
Green	0-607-34	1
Red	0-607-35	1
Amber	0-607-40	1

BULB WARNING



Warning light, supplied without 9mm BA9s bulb.

- 17mm panel hole and 6.3mm terminals
- Re-lamped from front of panel
- 2W bulb max

LENS	PART NO.	QTY
Red	0-609-65	1

WITH SYMBOLS



Warning light, supplied without 9mm BA9s bulb.

- 17mm panel hole and 6.3mm terminals
- Re-lamped from front of panel
- 2W bulb max

LENS	PART NO.	SYMBOLS	QTY
Red	0-609-51		1
Red	0-609-53		1
Red	4-609-54		1



FOR MORE INFO, VISIT WWW.DURITE.CO.UK
OR CONTACT INFO@DURITE.CO.UK




TOGGLE SWITCHES

2 POSITIONS

SINGLE POLE, PLAIN ON/OFF

METAL TOGGLE



On/off, single pole switch, with nickel plated brass lever.

- 6.3mm blade terminals
- 13mm panel hole
- 10A at 28VDC rating

PART NO.	DESCRIPTION	QTY
0-603-00	10A	1

METAL, WITH RUBBER SEAL




On/off, single pole switch, with rubber sealing gaiter over nickel plated brass lever.

- 6.3mm terminals
- 13mm panel hole
- 10A at 28VDC rating

PART NO.	DESCRIPTION	QTY
0-603-50	10A	1

PLASTIC PADDLE



On/off, single pole switch, with plastic paddle style lever.

- 6.3mm blade terminals
- 14.5mm panel hole
- 5A at 12VDC rating
- Replaces SPB200

PART NO.	DESCRIPTION	QTY
0-364-11	5A	1

PVC SHROUDED PLASTIC TOGGLE

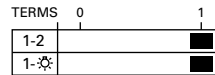


On/off, single pole switch, with PVC shroud over nylon toggle lever.

- 6.3mm blade terminals
- 13mm panel hole
- 10A at 12VDC rating

PART NO.	DESCRIPTION	QTY
0-364-50	10A	1

ILLUMINATED WITH 12/24V LED



On/off, single pole switch, nickel plated round metal lever with 12/24V LED indicator.

- 6.3mm blade terminals
- 13mm panel hole
- 10A at 28VDC rating

PART NO.	DESCRIPTION	QTY
0-603-02	Blue LED	1
0-603-04	Green LED	1
0-603-05	Red LED	1
0-603-10	Amber LED	1

PLASTIC PADDLE STYLE



On/off, single pole switch, with plastic paddle style lever.

- 6.3mm blade terminals
- 13mm panel hole
- 10A at 12VDC rating


PART NO.	DESCRIPTION	QTY
0-603-01	10A	1

PLASTIC TOGGLE STYLE



On/off, single pole switch, with plastic toggle style lever.

- 6.3mm blade terminals
- 13mm panel hole
- 10A at 12VDC rating



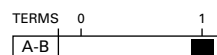
PART NO.	DESCRIPTION	QTY
0-364-00	10A	1

PLASTIC FLAT LEVER



On/off, single pole switch, with plastic flat lever style.

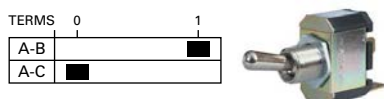
- 6.3mm blade terminals
- 13mm panel hole
- 10A at 12VDC rating



PART NO.	DESCRIPTION	QTY
0-364-01	10A	1

SINGLE POLE, OTHERS

METAL CHANGE-OVER OR ON/OFF

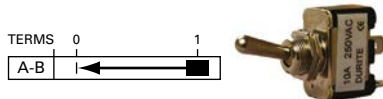


Change-over or on/off, two position, single pole switch.

- Nickel plated brass lever
- 6.3mm blade terminals
- 13mm panel hole
- 10A at 28VDC rating

PART NO.	DESCRIPTION	QTY
0-658-01	10A	1

MOMENTARY ON

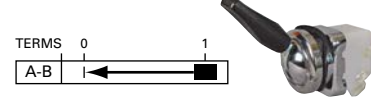


Momentary on, single pole switch, with nickel plated brass lever and 6.3mm blade terminals.

- 13mm panel hole
- 10A at 28VDC rating

PART NO.	DESCRIPTION	QTY
0-687-01	10A	1

MOMENTARY ON

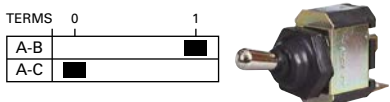


Momentary on, single pole switch, with plastic paddle style lever.

- 6.3mm blade terminals
- 14.5mm panel hole
- 5A at 12VDC rating
- Replaces SPB204

PART NO.	DESCRIPTION	QTY
0-687-11	5A	1

CHANGE-OVER OR ON/OFF



Change-over or on/off, two position, single pole switch.

- Rubber sealing gaiter over nickel plated brass lever
- 6.3mm blade terminals
- 13mm panel hole
- 10A at 28VDC rating

PART NO.	DESCRIPTION	QTY
0-658-51	10A	1

METAL, MOMENTARY ON

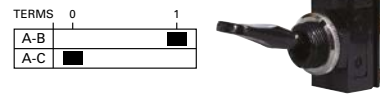


Momentary on, single pole switch, with rubber sealing gaiter over nickel plated brass lever.

- 6.3mm blade terminals
- 13mm panel hole
- 10A at 28VDC rating

PART NO.	DESCRIPTION	QTY
0-687-50	10A	1

CHANGE-OVER OR ON/OFF



Change-over or on/off, two position, single pole switch.

- Nylon paddle style lever
- 6.3mm blade terminals
- 13mm panel hole
- 10A at 12VDC rating


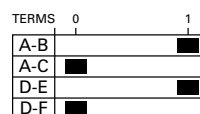
PART NO.	DESCRIPTION	QTY
0-658-00	10A	1

DOUBLE POLE

CHANGE-OVER OR ON/OFF

Change-over or on/off, two position, double pole switch.


- Nickel plated brass lever
- 6.3mm blade terminals
- 13mm panel hole
- 10A at 28VDC rating



PART NO.	DESCRIPTION	QTY
0-658-02	10A	1

THREE POSITIONS SINGLE POLE

MOMENTARY CHANGE-OVER OR MOMENTARY ON/OFF/MOMENTARY ON




Momentary on/off/momentary on or momentary change-over, single pole switch biased off.

- Nickel plated brass lever
- 6.3mm blade terminals
- 13mm panel hole
- 10A at 28VDC rating

PART NO.	DESCRIPTION	QTY
0-496-00	10A	1

MOMENTARY CHANGE-OVER OR MOMENTARY ON/OFF/MOMENTARY ON




Momentary change-over or momentary on/off/momentary on, single pole switch, with rubber sealing gaiter over nickel plated brass lever.

- 6.3mm terminals
- 13mm panel hole
- 10A at 28VDC rating

PART NO.	DESCRIPTION	QTY
0-496-50	10A	1

CHANGE-OVER OR ON/OFF/ON



Change-over or on/off/on, three position, single pole switch.

- Nickel plated brass lever
- 6.3mm blade terminals
- 13mm panel hole
- 10A at 28VDC rating

PART NO.	DESCRIPTION	QTY
0-349-01	10A	1

CHANGE-OVER OR ON/OFF/ON




Change-over or on/off/on, three position, single pole switch.

- Rubber sealing gaiter over nickel plated brass lever
- 6.3mm blade terminals
- 13mm panel hole
- 10A at 28VDC rating

PART NO.	DESCRIPTION	QTY
0-349-40	10A	1

OFF/A/A+B




Off/A/A+B, three position side and head lamp single pole switch.

- Nickel plated brass lever
- 6.3mm blade terminals
- 13mm panel hole
- 10A at 28VDC rating

PART NO.	DESCRIPTION	QTY
0-645-00	10A	1

SWITCHES & INDICATORS DASHBOARD SWITCHES TOGGLE SWITCHES

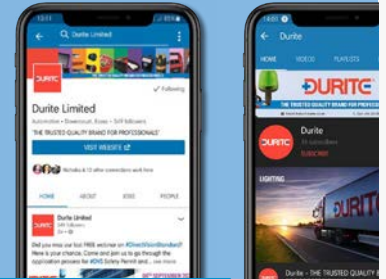
STEERING COLUMN INDICATOR



Steering column indicator switch or on/off/on, three position single pole switch.

- For mounting on Ø 35-40mm column
- Stalk length 121mm
- Rated 6A at 12VDC and 3A at 24VDC

PART NO.	DESCRIPTION	QTY
0-612-00	6A	1



**WE'RE ON SOCIAL MEDIA
FOLLOW US @DURITELIMITED**

ON/OFF/MOMENTARY ON OR MOMENTARY CHANGE-OVER




On/off/momentary on or momentary change-over, single pole switch biased off.

- Nickel plated brass lever
- 6.3mm blade terminals
- 13mm panel hole
- 10A at 28VDC rating

PART NO.	DESCRIPTION	QTY
0-496-01	10A	1

ON/OFF/MOMENTARY ON



On/off/momentary on, single pole switch, with rubber sealing gaiter over nickel plated brass lever.

- 6.3mm blade terminals
- 13mm panel hole
- 10A at 28VDC rating

PART NO.	DESCRIPTION	QTY
0-496-40	10A	1

ON/OFF/ON OR CHANGE-OVER




On/off/on or change-over, single pole switch, with plastic paddle style lever.

- 6.3mm blade terminals
- 14.5mm panel hole
- 10A at 12VDC rating
- Replaces 31743

PART NO.	DESCRIPTION	QTY
0-349-11	10A	1

CHANGE-OVER OR ON/OFF/ON




Change-over or on/off/on, three position, single pole switch centred off.

- Nylon paddle style lever
- 6.3mm blade terminals
- 13mm panel hole
- 10A at 12VDC rating

PART NO.	DESCRIPTION	QTY
0-349-00	10A	1

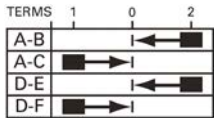
DOUBLE POLE

MOMENTARY ON/OFF/MOMENTARY ON OR MOMENTARY CHANGE-OVER



Momentary on/off/momentary on or momentary change-over, double pole switch.

- Nickel plated brass lever
- 6.3mm blade terminals
- 13mm panel hole
- 10A at 28VDC rating




PART NO.	DESCRIPTION	QTY
0-496-02	10A	1

METAL CHANGE-OVER OR ON/OFF/ON



Change-over or on/off/on, three position, double pole switch.

- Nickel plated brass lever
- 6.3mm blade terminals
- 13mm panel hole
- 10A at 28VDC rating



PART NO.	DESCRIPTION	QTY
0-349-02	10A	1

ACCESSORIES

RUBBER SEALING GAITER



Rubber sealing gaiter for standard 12.5mm shafted toggle switches.

PART NO.	DESCRIPTION	QTY
0-603-99	Rubber sealing gaiter	10

TOGGLE SWITCH SAFETY GUARD



- Moulded red plastic
- Spring loaded
- Prohibits accidental switch activation
- Fits most 13mm toggle switches

PART NO.	DESCRIPTION	QTY
0-603-03	Safety guard	1

FACIA PLATE FOR METAL TOGGLE SWITCHES



- 13mm bodies
- "Off" is the up position

PART NO.	DESCRIPTION	QTY
0-603-06	Facia plate	10



Covering over 90% vehicle applications, Durite offers an extensive range of Switches & Indicators, including custom design switches and made-to-order switch panels. Durite carries stock of all fast-moving "everyday use" switches.

ROTARY SWITCHES

OFF/SIDE/HEAD

TERMS	0	1	2
+1		■	■
+2		■	■
+3		■	■
+4			
NO CONNECTION			



Off/side/head, three position rotary switch.

- Splash proof to DIN40 050, IP53
- Ø 12mm panel hole
- 29A at 12VDC rating

PART NO.	DESCRIPTION	QTY
0-656-04	29A	1

MOMENTARY ON/OFF/ MOMENTARY ON

TERMS	1	0	2
A-B	■	→	■
A-C	■	←	■



Momentary change-over or momentary on/off/momentary on, rotary switch.

- Splash proof to DIN40, 050 IP53
- Ø 12mm panel hole
- 15A at 12VDC rating

PART NO	DESCRIPTION	QTY
0-656-05	15A	1

OFF/ON/ON

TERMS	0	1	2
A-B		■	■
A-C			■



Off/on/on, three position rotary switch.

- Splash proof to DIN40 050, IP53
- Ø 12mm panel hole
- 15A at 12VDC rating

PART NO.	DESCRIPTION	QTY
0-656-03	15A	1

SPLASH PROOF ON/OFF

TERMS	0	1
A-B		■



On/off, rotary switch.

- Splash proof to DIN40 050, IP53
- Ø 12mm panel hole
- 15A at 12VDC rating

PART NO.	DESCRIPTION	QTY
0-656-02	15A	1

ON/OFF WITH 3 LENSES



TERMS	0	1
A-B		■
E&F		■



On/off, rotary switch.

- Splash proof to DIN40 050, IP53
- Illumination for 12V only
- Supplied with a choice of red, amber and green lens
- Ø 12mm panel hole
- 15A at 12VDC rating

PART NO.	DESCRIPTION	QTY
0-656-00	15A	1

OFF/SIDE/DIP/MAIN HEADLAMP

TERMS	0	1	2	3 Push
1-2		■	■	
1-3			■	
1-4				■
1-5				■



Off/side/dip/main headlamp rotary switch, with horn push.

- 6.3mm blade terminals
- 12mm panel hole
- 20/4A at 12VDC rating
- 5/2A at 24VDC rating

PART NO.	DESCRIPTION	QTY
0-645-70	12/24V	1

WIPER SWITCH

TERMS	0	1	2
B-P	■		
B-L		■	
B-H			■



Wiper switch on/on/on, for 2 speed and self-park wipers.

- 6.3mm blade terminals
- Ø 11mm panel hole
- 10A at 12VDC rating

PART NO.	DESCRIPTION	QTY
0-646-50	10A	1

INDICATOR SWITCH

TERMS	1	0	2
30-56a	■		
30-57			■



Indicator switch or on/off/on, three position rotary switch.

- Plastic lever and screw terminals
- 27mm panel hole.
- 6A at 12VDC rating

PART NO.	DESCRIPTION	QTY
0-483-00	Indicator switch	1
0-484-00	Indicator switch with illuminated green plastic lever	1

LIGHT SWITCH

TERMS	0	1	2	3
30-58		■	■	■
30-56b			■	
30-56a				■
30-57		■		



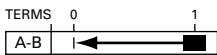
Light switch (off/side/dip/beam) or off/on/on/on, four position rotary switch.

- Plastic lever and screw terminals
- 27mm panel hole
- 11A at 12VDC rating

PART NO.	DESCRIPTION	QTY
0-645-60	11A	1

PUSH BUTTON SWITCHES

RUBBER SEAL




Push button, single pole switch, push to momentarily make.

- Rubber sealing gaiter and boot
- Screw terminals
- 22mm panel hole
- 12.5A at 12VDC rating

PART NO.	DESCRIPTION	QTY
0-485-50	12.5A	1

PUSH BUTTON

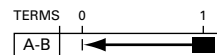


Push button single pole switch, push to momentarily make.

- Screw terminals
- 22mm panel hole up to 8mm deep
- 12.5A at 12VDC rating

PART NO.	DESCRIPTION	QTY
0-485-00	12.5A	1

PUSH BUTTON LUCAR TERMINALS

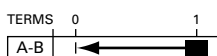


Push button single pole switch, push to momentarily make.

- 6.3 Lucar terminals
- 20mm panel hole
- 10A at 12VDC rating

PART NO.	DESCRIPTION	QTY
0-485-01	10A	1

STAINLESS STEEL PUSH BUTTON

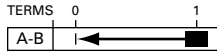


Push button single pole switch, push to momentarily make.

- Screw terminals
- 14mm panel hole
- 10A at 12VDC rating

PART NO.	DESCRIPTION	QTY
0-485-02	10A	1

PUSH BUTTON HORN SWITCH

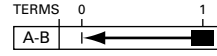


Momentary on, push button horn switch, single pole.

- Screw terminals
- 5A at 12VDC rating
- Replaces SPB160

PART NO.	DESCRIPTION	QTY
0-485-75	5A	1

STAINLESS PUSH BUTTON



Push button switch, stainless steel button and nickel plated brass body, push to momentarily make.

- Screw terminals
- 19mm panel hole
- 6A at 12VDC rating
- Intermittent amps is 16A for 5 seconds

PART NO.	DESCRIPTION	QTY
0-485-03	16A	1

MINI PUSH ON/PUSH OFF

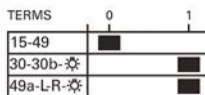


Push on/push off, single pole miniature switch.

- Plastic button
- 2.0mm solder tags
- 7mm panel hole
- 0.5A at 30VDC rating

PART NO.	DESCRIPTION	QTY
0-485-92	0.5A	1

HAZARD WARNING LIGHT

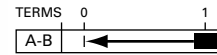


Hazard warning light switch, push-on/push-off with 12V 1.2W panel bulb illumination.

- 7 x 6.3mm blade terminals
- 30mm panel hole

PART NO.	DESCRIPTION	QTY
0-484-50	1.2W	1

MINI MOMENTARY ON



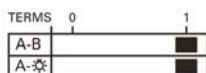
Momentary on, push button, single pole miniature switch.

- Plastic button
- 2.0mm solder tags
- 7mm panel hole
- 0.5A at 30VDC rating

PART NO.	DESCRIPTION	QTY
0-485-04	0.5A	1

SWITCHES & INDICATORS DASHBOARD SWITCHES PUSH BUTTON SWITCHES

12/24V LED



On/off, push-push single pole switch, with 12/24V LED indicator.

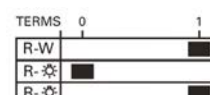
- 4.8mm blade terminals
- Snap fits into Ø 20mm panel hole
- 20A at 12VDC rating
- 10A at 24VDC rating

PART NO.	DESCRIPTION	QTY
0-690-50	Momentary on, black non illuminated	1
0-690-51	Black non illuminated	1
0-690-55	Red LED illuminated	1

SURFACE MOUNTING WITH LED INDICATORS

Push on/push off, single pole switch, for surface mounting.

- 12/24V LED indicators; red "Off" and green "On"
- Self adhesive pad for quick fixing
- Supplied with 900mm lead
- 1.0A at 12VDC rating




PART NO.	DESCRIPTION	QTY
0-485-91	1.0A	1

METAL BUTTON

Push on/push off, single pole switch.

- Metal button
- 6.3mm blade terminals
- 13mm panel hole
- 6A at 12VDC rating



PART NO.	DESCRIPTION	QTY
0-485-90	6A	1

PUSH/PULL SWITCHES

ON/OFF PUSH/PULL



On/off, single pole push pull switch, with 14mm button and screw terminals.

- Fits 8.5mm panel hole up to 12mm deep
- 12.5A at 24VDC rating

PART NO.	DESCRIPTION	QTY
0-597-50	12.5A	1

ON/OFF PUSH/PULL WITH 12V ILLUMINATION

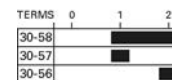


On/off, single pole push-pull switch, with 12V illumination.

- 6.3mm blade terminals
- 13mm diameter panel hole
- 10A at 12VDC rating

PART NO.	DESCRIPTION	QTY
0-597-14	Green	1
0-597-15	Red	1
0-597-20	Amber	1

OFF/SIDE/HEAD LIGHT PUSH/PULL SWITCH



Off/side/head light push/pull switch - 10A at 12V.

- Off/on A/on A+B, single pole side and head light push pull switch
- Screw terminals
- 10.5mm panel hole
- 10 amps at 12VDC rating

PART NO.	DESCRIPTION	QTY
0-645-50	10A	1

DOOR AND FOOT SWITCHES

ADJUSTABLE PLUNGER



Courtesy door switch with 20 to 6.5mm adjustable spring loaded plunger. The switch should be fitted with the plunger fully out, and then the door closed to permanently adjust plunger length automatically.

- Universal elongated fixing hole
- Panel clearance 40mm
- Non-corroding copper terminals and fittings

PART NO.	QTY
0-486-00	1

SPRING LOADED PLUNGER



Courtesy door switch, 16mm spring loaded plunger with 9.5mm movement.

- Panel clearance 33mm
- Non-corroding copper terminals and fittings
- For most modern Fords

PART NO.	DESCRIPTION	QTY
0-486-01	Spring plunger	1

TELESCOPIC PLUNGER



Courtesy door switch, with 47mm long spring loaded telescopic plunger.

- Designed as a bonnet switch for vehicle alarms
- Panel clearance 29mm
- Non-corroding copper terminals and fittings

PART NO.	DESCRIPTION	QTY
0-486-02	Telescopic plunger	1

BRAKE LIGHT NORMALLY OPEN

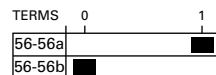


Brake light switch, single pole, normally open with screw terminals.

- Can be pulled or pushed to make the circuit
- Rated 4A at 12VDC
- Supplied with spring, hook and rubber boot.

PART NO.	DESCRIPTION	QTY
0-579-51	4A	1

FOOT OPERATED SWITCH



Change over, foot operated dip switch, with screw terminals.

PART NO.	DESCRIPTION	QTY
0-658-50	Foot operated	1



PUSH BUTTON CONTROLS

PRE-MADE PUSH BUTTON CONTROLS

EMERGENCY STOP BUTTON

Emergency stop button, single pole, normally closed contact.

- Operated by mushroom push button
- Turn to reset
- Protected to IP65
- Schneider Electric reference XAL-K178



PART NO.	DESCRIPTION	QTY
0-657-01	Emergency stop button	1

TWO BUTTON

Two button, single pole, normally open contacts.

- Operated by spring return push buttons.
- Protected to IP65
- Schneider Electric reference XAL-D222



PART NO.	DESCRIPTION	QTY
0-657-02	Two button	1

THREE BUTTON

Three button, single pole, two normally open and one normally closed contacts.

- Operated by spring return push buttons
- Protected to IP65
- Schneider Electric reference XAL-D324



PART NO.	DESCRIPTION	QTY
0-657-03	Three button	1

TWO BUTTON PISTOL GRIP

Two button, pendant polypropylene pistol grip with mechanically interlocked switches.

- Two single pole, normally open contacts
- Protected to IP65
- Schneider Electric reference XAC-A201



PART NO.	DESCRIPTION	QTY
0-657-00	Pistol grip	1

CUSTOMISE YOUR PUSH BUTTON

STEP 1 | SELECT YOUR HOUSING

 Can be fitted with up to 3 switch blocks per button.

SINGLE BUTTON



- Single button housing, fitted with contact block mounting plate
- Schneider Electric reference XAL-D01

PART NO.	DESCRIPTION	QTY
0-657-11	Single button	1

TWO BUTTON



- Two button housing, fitted with contact block mounting plate
- Schneider Electric reference XAL-D02

PART NO.	DESCRIPTION	QTY
0-657-12	Two button	1

THREE BUTTON



- Three button housing, fitted with contact block mounting plate
- Schneider Electric reference XAL-D03

PART NO.	DESCRIPTION	QTY
0-657-13	Three button	1

STEP2 | SELECT YOUR SWITCH BLOCK

NORMALLY OPEN



Switch block, single pole normally open.

- Rated at 0.4A at 24VDC
- Schneider Electric reference ZEN-L1111

PART NO.	DESCRIPTION	QTY
0-657-20	Normally open	1

NORMALLY CLOSED



Switch block, single pole normally closed.

- Rated at 0.4A at 24VDC
- Schneider Electric reference ZEN-L1121

PART NO.	DESCRIPTION	QTY
0-657-21	Normally closed	1

NORMALLY OPEN, FOR PENDANT



Switch block, single pole for pendant, normally open.

- Rated at 0.4A at 24VDC
- Schneider Electric reference ZB2-BE101

PART NO.	DESCRIPTION	QTY
0-657-22	For pendant	1

STEP3 | SELECT YOUR PUSH BUTTON

FLUSH PUSH BUTTON, SPRING RETURN



Clear boot for use with flush push button range above.

- Increases protection to IP66
- Schneider Electric reference ZBP-0

PART NO.	DESCRIPTION	QTY
0-657-31	Schneider Electric reference ZB5-AA334	1
0-657-32	Schneider Electric reference ZB5-AA335	1
0-657-30	Schneider Electric reference ZB5-AA432	1
0-657-50	Clear boot	1

TWO POSITION ROTARY SWITCH



Two position, on/off or change over, rotary switch.

- Schneider Electric reference ZB5-AD2

PART NO.	DESCRIPTION	QTY
0-657-40	Rotary switch	1

PUSH BUTTON ISOLATOR



Push button security isolator.

- 40mm mushroom head
- Twist to release.
- Schneider Electric reference ZB5-AS844

PART NO.	DESCRIPTION	QTY
0-657-37	Push button	1

PUSH OFF ISOLATOR



Push off security isolator.

- Key release only
- Supplied with 2 keys
- Schneider Electric reference ZB5-AS934

PART NO.	DESCRIPTION	QTY
0-657-38	Push off	1

ON/OFF ISOLATOR



On/off security isolator.

- Can be locked on or locked off
- Key removable in both positions
- Supplied with 2 keys
- Schneider Electric reference ZB5-AG4

PART NO.	DESCRIPTION	QTY
0-657-39	On/off	1

04

CABLE & WIRING ACCESSORIES



CABLE	142
CONNECTORS	155
TERMINALS	156
MULTIPLE CONNECTORS	170
TERMINAL BOXES	177
TUBING & SLEEVING	178
FIXINGS & ACCESSORIES.....	184
POWER TRANSFER	188
CIRCUIT PROTECTION - FUSES.....	192
CIRCUIT BREAKERS.....	199
FUSE HOLDERS & BOXES.....	201
WIRING ASSORTMENT BOXES.....	206

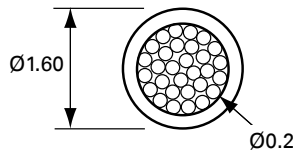
**YOUR ONE-STOP SHOP
FOR VEHICLE WIRING
WITH 2,000 QUALITY
PARTS AVAILABLE.**

CABLE - SINGLE CORE PVC AUTO CABLE THIN WALL PVC SINGLE CORE

ISO6722:2006 Class B
60 volt DC
Maximum Temperature: -40° to 105°C
(120°C intermittent)

0.50MM² CROSS SECTION

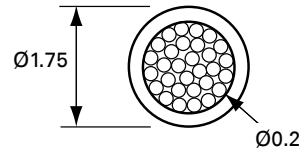
CONDUCTOR	CURRENT RATING	RESISTANCE	REEL LENGTH
16/0.20mm	11A	37.10HM/m @ 20°C	500m



PART NO.	DESCRIPTION	PART NO.	DESCRIPTION
4-934-51	Black	4-934-56	Purple
4-934-52	Blue	4-934-57	White
4-934-53	Brown	4-934-58	Yellow
4-934-54	Green	4-934-59	Grey
4-934-55	Red	4-934-60	Orange
		4-934-61	Pink

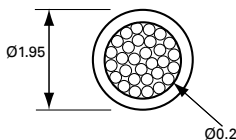
0.75MM² CROSS SECTION

CONDUCTOR	CURRENT RATING	RESISTANCE	REEL LENGTH
24/0.20mm	14A	24.7mΩ/m @ 20°C	100m



PART NO.	DESCRIPTION	PART NO.	DESCRIPTION
0-931-01	Black	0-931-07	White
0-931-02	Blue	0-931-08	Yellow
0-931-03	Brown	0-931-09	Grey
0-931-04	Green	0-931-10	Orange
0-931-05	Red	0-931-11	Pink
0-931-06	Purple	0-931-40	Light green

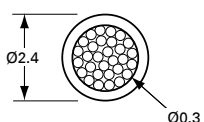
1.0MM² CROSS SECTION



CONDUCTOR	CURRENT RATING	RESISTANCE	REEL LENGTH
32/0.20mm	16.5A	18.5mΩ/m @ 20°C	100m, 500m

500M	100M	DESCRIPTION	100M	DESCRIPTION	100M	DESCRIPTION	100M	DESCRIPTION
4-932-01	0-932-01	Black	0-932-12	Black/blue	0-932-34	Brown/green	0-932-54	Red/green
4-932-02	0-932-02	Blue	0-932-14	Black/green	0-932-35	Brown/red	0-932-57	Red/white
4-932-03	0-932-03	Brown	0-932-15	Black/red	0-932-37	Brown/white	0-932-58	Red/yellow
4-932-04	0-932-04	Green	4-932-17	Black/white	0-932-38	Brown/yellow	0-932-61	Purple/black
4-932-05	0-932-05	Red	0-932-18	Black/yellow	0-932-40	Light green	0-932-67	Purple/white
4-932-06	0-932-06	Purple	0-932-21	Blue/black	0-932-41	Green/black	0-932-71	White/black
4-932-07	0-932-07	White	0-932-23	Blue/brown	0-932-42	Green/blue	0-932-72	White/blue
4-932-08	0-932-08	Yellow	0-932-24	Blue/green	0-932-43	Green/brown	0-932-73	White/brown
4-932-09	0-932-09	Grey	0-932-25	Blue/red	0-932-45	Green/red	0-932-74	White/green
4-932-10	0-932-10	Orange	0-932-27	Blue/white	0-932-46	Green/purple	0-932-75	White/red
4-932-11	0-932-11	Pink	0-932-28	Blue/yellow	0-932-47	Green/white	0-932-81	Yellow/black
			0-932-31	Brown/black	0-932-48	Green/yellow	0-932-82	Yellow/blue
					0-932-51	Red/black	0-932-87	Yellow/white

1.5MM² CROSS SECTION



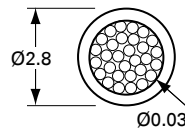
CONDUCTOR	CURRENT RATING	RESISTANCE	REEL LENGTH
21/0.30mm	21A	12.7mΩ/m @ 20°C	100m

PART NO.	DESCRIPTION	PART NO.	DESCRIPTION	PART NO.	DESCRIPTION	PART NO.	DESCRIPTION
0-930-01	Black	0-930-04	Green	0-930-07	White	0-930-10	Orange
0-930-02	Blue	0-930-05	Red	0-930-08	Yellow	0-930-11	Pink
0-930-03	Brown	0-930-06	Purple	0-930-09	Grey		

2.0MM² CROSS SECTION

CONDUCTOR	CURRENT RATING	RESISTANCE	REEL LENGTH
28/0.30mm	25A	9.4mΩ/m @ 20°C	100m

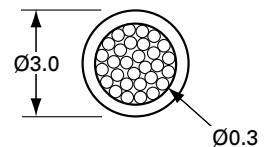
PART NO.	DESCRIPTION	PART NO.	DESCRIPTION
0-933-01	Black	0-933-10	Orange
0-933-02	Blue	0-933-11	Pink
0-933-03	Brown	0-933-15	Black/red
0-933-04	Green	0-933-25	Blue/red
0-933-05	Red	0-933-27	Blue/white
0-933-06	Purple	0-933-40	Light green
0-933-07	White	0-933-41	Green/black
0-933-08	Yellow	0-933-45	Green/red
0-933-09	Grey	0-933-75	White/red



2.5MM² CROSS SECTION

CONDUCTOR	CURRENT RATING	RESISTANCE	REEL LENGTH
35/0.30mm	29A	7.6mΩ/m @ 20°C	50m

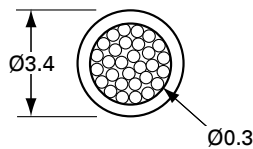
PART NO.	DESCRIPTION
0-934-01	Black
0-934-05	Red



3.0MM² CROSS SECTION

CONDUCTOR	CURRENT RATING	RESISTANCE	REEL LENGTH
44/0.30mm	33A	6.0mΩ/m @ 20°C	30m

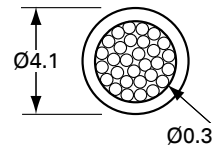
PART NO.	DESCRIPTION
0-935-01	Black
0-935-03	Brown
0-935-05	Red



4.5MM² CROSS SECTION

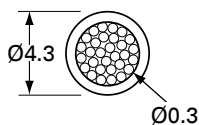
CONDUCTOR	CURRENT RATING	RESISTANCE
65/0.30mm	42A	4.06mΩ/m @ 20°C

PART NO.	DESCRIPTION	REEL LENGTH
0-936-01	Black	30m
4-936-01	Black	100m
0-936-03	Brown	30m
0-936-05	Red	30m
4-936-05	Red	100m



6.0MM² CROSS SECTION

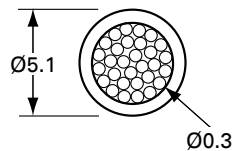
CONDUCTOR	CURRENT RATING	RESISTANCE
84/0.30mm	50A	3.14mΩ/m @ 20°C



PART NO.	DESCRIPTION	REEL LENGTH
0-937-01	Black	30m
4-937-01	Black	100m
0-937-03	Brown	30m
0-937-05	Red	30m
4-937-05	Red	100m

7.0MM² CROSS SECTION

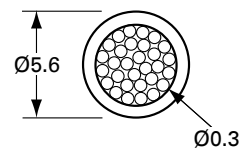
CONDUCTOR	CURRENT RATING	RESISTANCE	REEL LENGTH
97/0.30mm	57A	2.79mΩ/m @ 20°C	30m



PART NO.	DESCRIPTION
0-939-01	Black
0-939-05	Red

8.5MM² CROSS SECTION

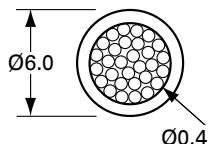
CONDUCTOR	CURRENT RATING	RESISTANCE	REEL LENGTH
120/0.30mm	63A	2.20mΩ/m @ 20°C	30m



PART NO.	DESCRIPTION
0-938-01	Black
0-938-05	Red

CABLE & WIRING ACCESSORIES CABLE SINGLE CORE PVC AUTO CABLE

10.0MM² CROSS SECTION



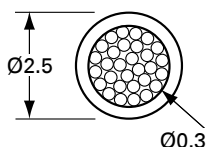
CONDUCTOR	CURRENT RATING	RESISTANCE
80/0.40mm	70A	1.82mΩ/m @ 20°C

PART NO.	DESCRIPTION	REEL LENGTH
0-940-01	Black	30m
4-940-01	Black	100m
0-940-05	Red	30m

SINGLE CORE PVC AUTO CABLE

BS6862 - PVC auto cable

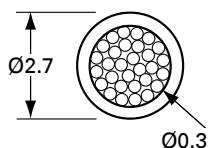
0.65MM² CROSS SECTION



CONDUCTOR	CURRENT RATING	RESISTANCE	REEL LENGTH
9/0.30mm	5.75A	29.4mΩ/m @ 20°C	50m

PART NO.	DESCRIPTION	PART NO.	DESCRIPTION
0-941-01	black	0-941-06	purple
0-941-02	blue	0-941-07	white
0-941-03	brown	0-941-08	yellow
0-941-04	green	0-941-09	grey
0-941-05	red	0-941-11	pink

1.0MM² CROSS SECTION



CONDUCTOR	CURRENT RATING	RESISTANCE	REEL LENGTH
14/0.30mm	8.75A	18.9mΩ/m @ 20°C	50m

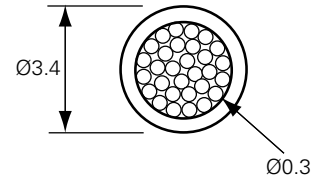
PART NO.	DESCRIPTION	PART NO.	DESCRIPTION	PART NO.	DESCRIPTION	PART NO.	DESCRIPTION
0-942-01	black	0-942-12	black/blue	0-942-37	brown/white	0-942-57	red/white
0-942-02	blue	0-942-14	black/green	0-942-38	brown/yellow	0-942-58	red/yellow
0-942-03	brown	0-942-15	black/red	0-942-40	light green	0-942-61	purple/black
0-942-04	green	0-942-18	black/yellow	0-942-41	green/black	0-942-67	purple/white
0-942-05	red	0-942-21	blue/black	0-942-43	green/brown	0-942-71	white/black
0-942-06	purple	0-942-23	blue/brown	0-942-45	green/red	0-942-72	white/blue
0-942-07	white	0-942-25	blue/red	0-942-46	green/purple	0-942-74	white/green
0-942-08	yellow	0-942-27	blue/white	0-942-47	green/white	0-942-75	white/red
0-942-09	grey	0-942-28	blue/yellow	0-942-48	green/yellow	0-942-81	yellow/black
0-942-10	orange	0-942-31	brown/black	0-942-51	red/black	0-942-82	yellow/blue
0-942-11	pink	0-942-34	brown/green	0-942-54	red/green	0-942-87	yellow/white

CABLE & WIRING ACCESSORIES CABLE SINGLE CORE PVC AUTO CABLE

2.0MM² CROSS SECTION

CONDUCTOR	CURRENT RATING	RESISTANCE	REEL LENGTH
28/0.30mm	17.5A	9.4mΩ/m @ 20°C	50m

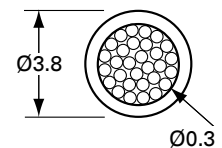
PART NO.	DESCRIPTION	PART NO.	DESCRIPTION	PART NO.	DESCRIPTION
0-943-01	black	0-943-06	purple	0-943-25	blue/red
0-943-02	blue	0-943-07	white	0-943-27	blue/white
0-943-03	brown	0-943-08	yellow	0-943-41	green/black
0-943-04	green	0-943-09	grey	0-943-45	green/red
0-943-05	red	0-943-11	pink	0-943-75	white/red



2.5MM² CROSS SECTION

CONDUCTOR	CURRENT RATING	RESISTANCE	REEL LENGTH
35/0.30mm	21.75A	7.5mΩ/m @ 20°C	50m

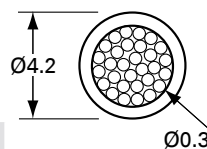
PART NO.	DESCRIPTION
0-944-01	black
0-944-03	brown
0-944-05	red



3.0MM² CROSS SECTION

CONDUCTOR	CURRENT RATING	RESISTANCE
44/0.30mm	27.5A	6.0mΩ/m @ 20°C

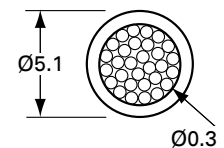
PART NO.	DESCRIPTION	REEL LENGTH
0-945-01	black	50m
4-945-01	black	100m
0-945-02	blue	50m
0-945-03	brown	50m
0-945-05	red	50m
4-945-05	red	100m
0-945-08	yellow	50m



4.5MM² CROSS SECTION

CONDUCTOR	CURRENT RATING	RESISTANCE
65/0.30mm	35A	4.1mΩ/m @ 20°C

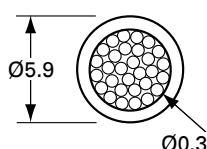
PART NO.	DESCRIPTION	REEL LENGTH
0-946-01	black	30m
4-946-01	black	100m
0-946-03	brown	30m
0-946-05	red	30m
4-946-05	red	100m



6.0MM² CROSS SECTION

CONDUCTOR	CURRENT RATING	RESISTANCE	REEL LENGTH
84/0.30mm	42A	3.1mΩ/m @ 20°C	30m

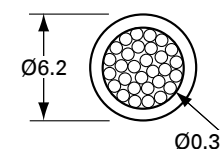
PART NO.	DESCRIPTION
0-947-01	black
0-947-03	brown
0-947-05	red



7.0MM² CROSS SECTION

CONDUCTOR	CURRENT RATING	RESISTANCE	REEL LENGTH
97/0.30mm	50A	2.7mΩ/m @ 20°C	30m

PART NO.	DESCRIPTION
0-949-01	black
0-949-03	brown
0-949-05	red

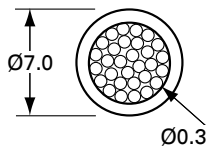


SINGLE CORE PVC AUTO CABLE

BS6862 - PVC auto cable

8.5MM² CROSS SECTION

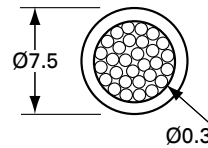
CONDUCTOR	CURRENT RATING	RESISTANCE	REEL LENGTH
120/0.30mm	60A	2.2mΩ/m @ 20°C	30m



PART NO.	DESCRIPTION
0-948-01	black
0-948-03	brown
0-948-05	red

10.0MM² CROSS SECTION

CONDUCTOR	CURRENT RATING	RESISTANCE	REEL LENGTH
80/0.40mm	70A	1.8mΩ/m @ 20°C	30m



PART NO.	DESCRIPTION
0-950-01	black
0-950-03	brown
0-950-05	red

TWIN CORE CABLE FLAT TWIN CORE PVC AUTO CABLE

BS6862 - PVC auto cable
ISO6722:2006 Class B - Thin wall cable



Durite Twin Core Cable now has an **increased flexibility** & is **easier to strip**. Easily identify the new range, with an 'F' in the part no.

2 X 0.65MM² CROSS SECTION

CONDUCTOR	CURRENT RATING	RESISTANCE
2x9/0.30mm	5.75A	29.4mΩ/m @ 20°C

PART NO.	DESCRIPTION	REEL LENGTH
0-951-00F	Red/black, sheathed black	30m
3-951-00F		100m

2 X 0.75MM² CROSS SECTION THIN WALL

CONDUCTOR	CURRENT RATING	RESISTANCE
2x24/0.20mm	14A	24.7mΩ/m @ 20°C

PART NO.	DESCRIPTION	REEL LENGTH
4-953-52F	Red/black, sheathed black	500m
3-953-52F		100m

2 X 1.0MM² CROSS SECTION

CONDUCTOR	CURRENT RATING	RESISTANCE
2x14/0.30mm	8.75A	18.9mΩ/m @ 20°C

PART NO.	DESCRIPTION	REEL LENGTH
0-952-51F	Red/black, sheathed black	30m
3-952-51F		100m

2 X 1.0MM² CROSS SECTION THIN WALL

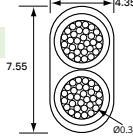
CONDUCTOR	CURRENT RATING	RESISTANCE
2x32/0.20mm	16.5A	18.5mΩ/m @ 20°C

PART NO.	DESCRIPTION	REEL LENGTH
0-951-50F	Red/black, sheathed black	30m
3-951-50F		100m
0-951-52F	Blue/brown, sheathed black	30m

CABLE & WIRING ACCESSORIES CABLE TWIN CORE & MULTI CORE CABLE

2 X 2.0MM² CROSS SECTION

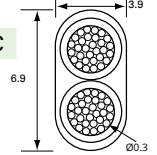
CONDUCTOR	CURRENT RATING	RESISTANCE
2x28/0.30mm	17.5A	9.4mΩ/m @ 20°C



PART NO.	DESCRIPTION	REEL LENGTH
0-953-00F	Red/black, sheathed black	30m
3-953-00F		100m

2 X 2.0MM² CROSS SECTION THIN WALL

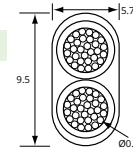
CONDUCTOR	CURRENT RATING	RESISTANCE
2x28/0.30mm	25A	9.4mΩ/m @ 20°C



PART NO.	DESCRIPTION	REEL LENGTH
0-953-50F	Red/black, sheathed black	30m
3-953-50F		100m
4-953-50F		500m

2 X 3.0MM² CROSS SECTION

CONDUCTOR	CURRENT RATING	RESISTANCE
2x44/0.30mm	27.5A	6.0mΩ/m @ 20°C



PART NO.	DESCRIPTION	REEL LENGTH
0-953-51F	Red/black, sheathed black	30m

2 X 4.5MM² CROSS SECTION

CONDUCTOR	CURRENT RATING	RESISTANCE
2x65/0.30mm	35A	4.1mΩ/m @ 20°C



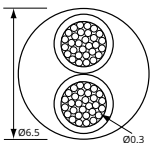
PART NO.	DESCRIPTION	REEL LENGTH
0-955-00F	Red/black, sheathed black	30m

BS6862 - PVC auto cable
ISO6722:2006 Class B - Thin wall cable

ROUND TWIN CORE PVC AUTO CABLE

2 X 0.65MM² CROSS SECTION

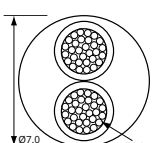
CONDUCTOR	CURRENT RATING	RESISTANCE
2x9/0.30mm	5.75A	29.4mΩ/m @ 20°C



PART NO.	DESCRIPTION	REEL LENGTH
0-951-51F	Red/black, sheathed black	30m

2 X 1.0MM² CROSS SECTION

CONDUCTOR	CURRENT RATING	RESISTANCE
2x14/0.30mm	8.75A	18.9mΩ/m @ 20°C

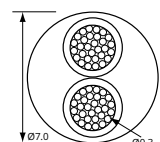


PART NO.	DESCRIPTION	REEL LENGTH
0-952-00F	Red/black, sheathed black	30m

2 X 1.0MM² CROSS SECTION THIN WALL

CONDUCTOR	CURRENT RATING	RESISTANCE	THIN WALL
2x32/0.20mm	16.5A	18.5mΩ/m @ 20°C	THIN WALL

PART NO.	DESCRIPTION	REEL LENGTH
4-952-00F	Red/black, sheathed black ISO6722:2006 (CLASS B)	100m



MULTI CORE CABLE

3 CORE

3 X 0.50MM² CROSS SECTION THIN WALL

CONDUCTOR	CURRENT RATING	OUTSIDE Ø
3x16/0.20m	11A	4.9mm

PART NO.	DESCRIPTION	REEL LENGTH
0-994-60F	Red/green/black	100m

3 X 1.00MM² CROSS SECTION THIN WALL

CONDUCTOR	CURRENT RATING	OUTSIDE Ø
3x32/0.20m	16.5A	5.5mm

PART NO.	DESCRIPTION	REEL LENGTH
0-994-50F	Red/green/black	30m
4-994-50F		500m



4 CORE

4 X 0.65MM² CROSS SECTION

CONDUCTOR	CURRENT RATING	OUTSIDE Ø
4x9/0.30mm	5.75A	7.5mm

PART NO.	DESCRIPTION	REEL LENGTH
0-993-00F	Brown, red, green and white, sheathed black	30m
3-993-00F		100m

4 X 0.75MM² CROSS SECTION THIN WALL

CONDUCTOR	CURRENT RATING	OUTSIDE Ø
4x24/0.20m	14A	5.9mm

PART NO.	DESCRIPTION	REEL LENGTH
0-993-40F	Brown, red, green and white, sheathed black	100m



4 X 1.0MM² CROSS SECTION THIN WALL

CONDUCTOR	CURRENT RATING	OUTSIDE Ø
4x32/0.20mm	16.5A	5.8mm

PART NO.	DESCRIPTION	REEL LENGTH
0-993-50F	Brown, red, green and white, sheathed black	30m
3-993-50F		100m

4 X 1.0MM² CROSS SECTION

CONDUCTOR	CURRENT RATING	OUTSIDE Ø
4x14/0.30mm	8.75A	8.0mm

PART NO.	DESCRIPTION	REEL LENGTH
0-993-01F	Brown, red, green and white, sheathed black	30m
3-993-01F		100m

5 CORE

4 X 1.0MM² / 1 X 2.0MM² CROSS SECTION

CONDUCTOR	OUTSIDE Ø
4x14/0.30mm 1x28/0.30mm	8.9mm

PART NO.	DESCRIPTION	REEL LENGTH
0-995-00F	Brown, red, green, yellow and white, sheathed black	30m

5 X 1.0MM² CROSS SECTION THIN WALL

CONDUCTOR	CURRENT RATING	OUTSIDE Ø
5x32/0.20mm	16.5A	6.3mm

PART NO.	DESCRIPTION	REEL LENGTH
0-995-50F	Brown, red, green, yellow and white, sheathed black	30m



CABLE & WIRING ACCESSORIES CABLE TWIN CORE & MULTI CORE CABLE

7 CORE



5 X 1.5MM² / 2 X 4MM² CROSS SECTION EBS THIN WALL

CONDUCTOR		OUTSIDE Ø
5x21/0.30mm	2x56/0.30mm	11.2mm

↪ Suitable for ISO 7638 connectors.

PART NO.	DESCRIPTION	REEL LENGTH
0-997-20F	Black, yellow, white, white/green, white/brown, red and brown	30m

6 X 1.5MM² / 1 X 2.5MM² CROSS SECTION

CONDUCTOR		OUTSIDE Ø
6x21/0.30mm	1x35/0.30mm	11.2mm

PART NO.	DESCRIPTION	REEL LENGTH
0-997-15F	Brown, red, green, yellow, blue, black, white and grey sheath	30m

6 X 1.0MM² / 1 X 2.0MM² CROSS SECTION

CONDUCTOR		OUTSIDE Ø
6x14/0.30mm	1x28/0.30mm	10.2mm

PART NO.	DESCRIPTION	REEL LENGTH
0-997-00F	Brown, red, green, yellow, blue, black and white	30m
0-997-05F		10m
3-997-00F		100m

6 X 1.0MM² / 1 X 2.0MM² CROSS SECTION THIN WALL

CONDUCTOR		OUTSIDE Ø
6x32/0.20mm	1x28/0.30mm	8.3mm

PART NO.	DESCRIPTION	REEL LENGTH
0-997-65F	Brown, red, green, yellow, blue, black and white	30m
3-997-65F		100m

7 X 0.65MM² CROSS SECTION LIGHT DUTY


CONDUCTOR	CURRENT RATING	OUTSIDE Ø
7x9/0.30mm	5.75A	8.9mm

PART NO.	DESCRIPTION	REEL LENGTH
0-997-10F	Brown, red, green, yellow, blue, black and white	100m

7 X 0.75MM² CROSS SECTION THIN WALL

CONDUCTOR	CURRENT RATING	OUTSIDE Ø
7x24/0.20mm	14A	6.8mm

PART NO.	DESCRIPTION	REEL LENGTH
0-997-60F	Brown, red, green, yellow, blue, black and white	30m
3-997-60F		100m



8 CORE

7 X 1.0MM² / 1 X 2.0MM² CROSS SECTION THIN WALL

CONDUCTOR		OUTSIDE Ø
7x32/0.20mm	1x28/0.30mm	8.5mm

PART NO.	DESCRIPTION	REEL LENGTH
0-998-01F	Brown, red, green, yellow, blue, black, purple and white	10m
4-998-01F		100m



13 CORE

12 X 1.5MM² / 1 X 2.5MM² CROSS SECTION THIN WALL

CONDUCTOR		OUTSIDE Ø
12x21/0.30mm	1x35/0.30mm	12mm

PART NO.	DESCRIPTION	REEL LENGTH
0-999-13F	Brown, green, yellow, blue, black, purple, pink, grey, light brown, red/black, red, orange and white	10m
3-999-13F		30m
4-999-13F		50m

8 X 1.5MM² / 5 X 2.5MM² CROSS SECTION THIN WALL

CONDUCTOR		OUTSIDE Ø
8x30/0.25mm	5x50/0.25mm*	12.8mm

↪ Suitable for ISO 11446 connectors.

PART NO.	DESCRIPTION	REEL LENGTH
0-999-63F	Red, brown, green, yellow, blue, black, pink, grey*, white/blue, orange*, white*, white/red* and white/black*	10m
3-999-63F		30m

HEAVY-DUTY CABLE

FLEXIBLE STARTER CABLE BS6862



Durite Twin Core Cable now has an increased flexibility & is easier to strip.
Easily identify the new range, with an 'F' in the part no.



16MM² CROSS SECTION

CONDUCTOR	CURRENT RATING	OUTSIDE Ø
224/0.30mm	110A	9mm

PART NO.	DESCRIPTION	REEL LENGTH
0-978-01F	Black	10m
3-978-01F	Black	30m
4-978-01F	Black	100m
0-978-05F	Red	10m
3-978-05F	Red	30m
4-978-05F	Red	100m

40MM² CROSS SECTION

CONDUCTOR	CURRENT RATING	OUTSIDE Ø
315/0.40mm	300A	12.2mm

PART NO.	DESCRIPTION	REEL LENGTH
0-982-10F	Black	10m
3-982-10F	Black	30m
0-982-15F	Red	10m
3-982-15F	Red	30m

20MM² CROSS SECTION

CONDUCTOR	CURRENT RATING	OUTSIDE Ø
266/0.30mm	135A	9.5mm

PART NO.	DESCRIPTION	REEL LENGTH
0-980-11F	Black	10m
3-980-11F	Black	30m
0-979-15F	Red	10m
3-979-15F	Red	30m

50MM² CROSS SECTION

CONDUCTOR	CURRENT RATING	OUTSIDE Ø
640/0.30mm	345A	13.5mm

PART NO.	DESCRIPTION	REEL LENGTH
0-977-10F	Black	10m
3-977-10F	Black	30m
0-977-15F	Red	10m
3-977-15F	Red	30m

25MM² CROSS SECTION

CONDUCTOR	CURRENT RATING	OUTSIDE Ø
196/0.40mm	170A	9.7mm

PART NO.	DESCRIPTION	REEL LENGTH
0-981-10F	Black	10m
3-981-10F	Black	30m
4-981-10F	Black	100m
0-981-15F	Red	10m
3-981-15F	Red	30m
4-981-15F	Red	100m

60MM² CROSS SECTION

CONDUCTOR	CURRENT RATING	OUTSIDE Ø
475/0.40mm	415A	14.6mm

PART NO.	DESCRIPTION	REEL LENGTH
0-983-10F	Black	10m
3-983-10F	Black	30m
0-983-15F	Red	10m

35MM² CROSS SECTION

CONDUCTOR	CURRENT RATING	OUTSIDE Ø
451/0.30mm	240A	11.7mm


PART NO.	DESCRIPTION	REEL LENGTH
0-976-10F	Black	10m
3-976-10F	Black	30m
4-976-10F	Black	100m
0-976-15F	Red	10m
3-976-15F	Red	30m
4-976-15F	Red	100m

70MM² CROSS SECTION

CONDUCTOR	CURRENT RATING	OUTSIDE Ø
905/0.30mm	485A	15.8mm

PART NO.	DESCRIPTION	REEL LENGTH
0-977-01F	Black	10m
3-977-01F	Black	30m
0-977-05F	Red	10m
3-977-05F	Red	30m

CABLE & WIRING ACCESSORIES CABLE HEAVY-DUTY CABLE



STARTER CABLE BS6862

20MM² CROSS SECTION

CONDUCTOR	CURRENT RATING	OUTSIDE Ø
266/0.30mm	135A	9mm

PART NO.	DESCRIPTION	REEL LENGTH
0-980-01F	Black	10m
0-979-05F	Red	10m

60MM² CROSS SECTION

CONDUCTOR	CURRENT RATING	OUTSIDE Ø
61/1.13mm	415A	14.5mm

PART NO.	DESCRIPTION	REEL LENGTH
0-983-00F	Black	10m
3-983-00F	Black	30m
0-983-05F	Red	10m

25MM² CROSS SECTION

CONDUCTOR	CURRENT RATING	OUTSIDE Ø
37/0.90mm	170A	9.7mm

PART NO.	DESCRIPTION	REEL LENGTH
0-981-00F	Black	10m
0-981-05F	Red	10m

95MM² CROSS SECTION


CONDUCTOR	CURRENT RATING	OUTSIDE Ø
684/0.40mm	500A	17.9mm

PART NO.	DESCRIPTION	REEL LENGTH
0-990-00F	Black	10m
0-990-05F	Red	10m

40MM² CROSS SECTION

CONDUCTOR	CURRENT RATING	OUTSIDE Ø
61/0.90mm	300A	11.8mm

PART NO.	DESCRIPTION	REEL LENGTH
0-982-00F	Black	10m
3-982-00F	Black	30m
0-982-05F	Red	10m
3-982-05F	Red	30m



DOUBLE INSULATED BATTERY / WELDING CABLE

- Double Ethylenepropylene rubber sheathed
- Copper core
- High temperature PETP tape separator
- BS638 part 4 1996

35MM² CROSS SECTION

CONDUCTOR	CURRENT RATING	OUTSIDE Ø
1107/0.20mm	290A	12.4mm

PART NO.	DESCRIPTION	REEL LENGTH
0-984-00	Black	10m
0-984-05	Orange	10m

70MM² CROSS SECTION

CONDUCTOR	CURRENT RATING	OUTSIDE Ø
2214/0.20mm	460A	16.3mm

PART NO.	DESCRIPTION	REEL LENGTH
0-985-00	Black	10m
0-985-05	Orange	10m

SPECIAL CABLE

SPEAKER CABLE - TWIN CORE PVC



2 X 0.38MM² CROSS SECTION

CONDUCTOR	CURRENT RATING	OUTSIDE Ø	REEL LENGTH
2x12/0.20mm	2A	3.6x1.7mm	100m

PART NO.	DESCRIPTION
0-954-17	Black and black/white

2 X 0.75MM² CROSS SECTION

CONDUCTOR	CURRENT RATING	OUTSIDE Ø	REEL LENGTH
2x24/0.20mm	6A	4.3x2.1mm	100m

PART NO.	DESCRIPTION
0-954-15	Black and black/red

FLEXIBLE MAINS CABLE - 3 CORE BS6500



3 X 1.0MM² CROSS SECTION, PVC INSULATED

CONDUCTOR	CURRENT RATING	OUTSIDE Ø	REEL LENGTH
32/0.20mm	10A	7.6mm	30m

PART NO.	DESCRIPTION
0-988-00	Blue, brown, green/yellow, sheathed white PVC

3 X 1.5MM² CROSS SECTION, PVC INSULATED

CONDUCTOR	CURRENT RATING	OUTSIDE Ø	REEL LENGTH
30/0.25mm	15A	8.9mm	30m

PART NO.	DESCRIPTION
0-989-00	Blue, brown, green/yellow, sheathed white PVC

IGNITION CABLE BS6862



SILICON SHEATHED, SILICON INSULATED SUPPRESSED CARBON

REEL LENGTH
30m

PART NO.	DESCRIPTION
0-961-57	Black, Ø 7mm
0-961-58	Black, Ø 8mm

1.5MM² PVC SHEATHED COPPER, PVC INSULATED

CONDUCTOR	OUTSIDE Ø	REEL LENGTH
21/0.30mm	7mm	30m

PART NO.	DESCRIPTION	PART NO.	DESCRIPTION
0-961-01	Black	0-961-05	Red

With over 2000 parts, Durite is your one-stop shop for vehicle wiring.



We supply high quality products at affordable prices. Whether you are repairing or building a new harness, we have 100s of terminals, connectors, fuses, sleeves and more. In fact, over 99% of Durite Customers are satisfied with the quality and diversity of our 'Wiring Accessories' range.

SIAMESE BATTERY CABLE

50M COIL SIAMESE BATTERY CABLE

- Highly flexible
- Double-insulated & Dual-core
- Class 6 copper conductors
- Figure of 8 configuration
- Suitable for indoor, outdoor, wet and dry locations
- Suitable for battery powered equipment and motorised vehicles
- Red and black insulation with transparent PVC outer-sheath
- Nominal overall dimensions 9.1 x 20.0mm



PART NO.	DESCRIPTION	QTY
0-975-35	190A 2 x 35mm ² 50m coil	1

 Build your own cable with alternative connectors, subject to MOQ.

POWER CABLE

170A POWER CABLE

- 12/24V
- 4m maximum working length
- Rated at 170A
- With 2 high current connectors
- 2 x 25mm² black cables

PART NO.	DESCRIPTION	QTY
4-204-06	1.5m cable	1
4-204-03	2m cable	1
4-204-07	2m cable (2 x 35mm ²)	1

PART NO.	DESCRIPTION	QTY
4-204-05	3m cable	1
4-204-09	4m cable	1



175A RETRACTABLE TWISTED PAIR POWER CABLE

- 12/24V
- 3m maximum working length
- 2 x 35mm² & 1 x red & 1 x black twisted pair power cable
- Rated at 175A

PART NO.	DESCRIPTION	QTY
0-733-35	With plain ends	1
0-733-36	With grey high current connectors	1
0-733-37	With red high current connectors	1



130A RETRACTABLE TWISTED PAIR POWER CABLE

- 12/24V
- 3m maximum working length
- 2 x 25mm² & 1 x red & 1 x black twisted pair power cable
- Rated at 130A

PART NO.	DESCRIPTION	QTY
0-733-25	With plain ends	1
0-733-26	With grey high current connectors	1
0-733-27	With red high current connectors	1



80A RETRACTABLE POWER CABLE



- 12/24V
- 3m maximum working length
- 2 x red 6mm² & 2 x 6mm², insulated black sheath cable
- Rated at 80A

PART NO.	DESCRIPTION	QTY
0-732-00	With red aftermarket high current connectors	1
0-714-03	With plain ends	1

80A RETRACTABLE POWER CABLE



- 12/24V
- 3m maximum working length
- 4 x 6mm², 2 x red & 2 x black, insulated core
- Rated at 80A

PART NO.	DESCRIPTION	QTY
0-732-01	With grey high current connectors	1

ELECTRIC VEHICLE POWER CABLES

SINGLE PHASE EV TYPE 2 EXTENSION CABLE



EV only product



- 5 metre Type 2 extension cable
- Single Phase 110-230VAC
- Protected to IP54
- UKCA, CE, RoHS Approved. IEC62196-1 2014, EC62196-2 2017

PART NO.	DESCRIPTION	QTY
0-731-32	32A single phase	1

THREE PHASE EV TYPE 2 EXTENSION CABLE



EV only product



- 5 metre Type 2 extension cable
- Three Phase 480VAC
- Protected to IP54
- UKCA, CE, RoHS Approved. IEC62196-1 2014, EC62196-2 2017

PART NO.	DESCRIPTION	QTY
0-731-33	32A three phase	1



DURITE PRODUCTS CAN BE USED ON ELECTRIC VEHICLES (EV)

Durite products are of the highest quality, making them perfect for your Electric Vehicles.



Top picks for EVs

1

These connectors are "genderless" and are connected to each other by inverting one connector. The contacts are self-wiping.

CONNECTORS

HIGH CURRENT CONNECTORS

2 POLE CONNECTORS

HIGH CURRENT CONNECTORS

Available in larger quantities.



1

DESCRIPTION	GREY		RED	
	QTY 1	QTY 100	QTY 1	QTY 100
Rated 50A	0-431-05	3-431-05	-	-
Rated 120A	0-431-20	-	0-432-20	-
Rated 175A	0-431-75	3-431-75	0-432-75	3-432-75
Rated 350A	0-431-35	-	0-432-35	-

AFTERMARKET HIGH CURRENT CONNECTORS



1

DESCRIPTION	GREY		RED	
	QTY 1	QTY 100	QTY 1	QTY 100
Rated 50A 16mm ²	5-431-45	0-431-45	5-432-45	0-432-45
Rated 175A 50mm ²	5-431-55	0-431-55	5-432-55	0-432-55

CONNECTOR ACCESSORIES

POLYCARBONATE HANDLE

Polycarbonate handle.

Item shown 0-431-99.



PART NO.	DESCRIPTION	QTY
0-431-98	Red for 0-431-05, 0-431-20 & 0-431-20, 0-432-05	1
0-431-99	Grey for 0-431-75, 0-431-35	1
0-432-99	Red for 0-432-75, 0-432-35	1

MOULDED PVC PROTECTIVE COVER

Moulded PVC protective cover for cable/connector.



PART NO.	DESCRIPTION	QTY
0-431-85	For 50A connector	1
0-431-87	For 175A connector	1
0-431-83	For 350A connector	1

Item shown 0-431-87.

CONNECTOR PROTECTIVE COVER

Connector Protective cover.



PART NO.	DESCRIPTION	QTY
0-431-95	For 50A connector	1
0-431-97	For 175A connector	1
0-431-93	For 350A connector	1

Item shown 0-431-97.

2 3

These connectors can be ganged together, are 'genderless' and are connected to each other by inverting one connector. The contacts are self-wiping

1 & 2 POLE CONNECTORS

30A GENDERLESS CONNECTORS

2

Polycarbonate housing with silver plated solid copper terminals.



PART NO.	DESCRIPTION	QTY
0-014-01	Black	10
0-014-05	Red	10

75A GENDERLESS CONNECTORS

3

Polycarbonate housing with silver plated solid copper terminals.



PART NO.	DESCRIPTION	QTY
0-014-51	Black	2
0-014-55	Red	2

BRASS BODY CONNECTOR

BRASS BODY CONNECTOR



With four grub screws and heat shrinkable, polyolefin sleeving

PART NO.	DESCRIPTION	QTY
0-466-01	For cable up to 40mm ²	10

HEAVY-DUTY BUTT SPLICE CONNECTORS

TIN PLATED BUTT SPLICE CONNECTORS



- Durite's Heavy-Duty Butt Splice Connectors are used to connect or splice two wires to lengthen, change or repair an electrical circuit
- Suitable for Automotive, Marine, Commercial and Industrial Applications
- Made from Tin Plated Copper

PART NO.	CABLE CSA	QTY	PART NO.	CABLE CSA	QTY
0-008-20	10mm ²	10	0-008-60	50mm ²	10
0-008-30	16mm ²	10	0-008-70	70mm ²	10
0-008-40	25mm ²	10	0-008-80	95mm ²	10
0-008-50	35mm ²	10			

LOOKING FOR?
Crimping tools see page 286.

CSA= Cross Sectional Area.

TERMINALS CABLE SOCKETS

TIN PLATED CABLE SOCKETS

- Tinned solid copper cable sockets
- Select cable diameter & stud size from the table below **CSA= Cross Sectional Area.**

	QTY	CABLE Ø	CABLE CSA	STUD SIZE 5MM	STUD SIZE 6MM	STUD SIZE 8MM	STUD SIZE 10MM	STUD SIZE 12MM	STUD SIZE 14MM	STUD SIZE 16MM
	10	4.40mm	10mm ²	0-008-21	0-008-22	0-008-23	0-008-24	0-008-25	-	-
	100	4.40mm	10mm ²	3-008-21	3-008-22	3-008-23	3-008-24	-	-	-
	10	5.60mm	16mm ²	-	0-008-32	0-008-33	0-008-34	0-008-35	-	-
	100	5.60mm	16mm ²	-	3-008-32	3-008-33	3-008-34	3-008-35	-	-
	10	7.00mm	25mm ²	-	0-008-42	0-008-43	0-008-44	0-008-45	-	-
	100	7.00mm	25mm ²	-	3-008-42	3-008-43	3-008-44	3-008-45	-	-
	10	8.20mm	35mm ²	-	0-008-52	0-008-53	0-008-54	0-008-55	-	-
	100	8.20mm	35mm ²	-	3-008-52	3-008-53	3-008-54	-	-	-
	10	9.50mm	50mm ²	-	0-008-62	0-008-63	0-008-64	0-008-65	0-008-66	-
	100	9.50mm	50mm ²	-	-	3-008-63	3-008-64	-	-	-
	10	11.50mm	70mm ²	-	-	0-008-73	0-008-74	0-008-75	0-008-76	-
	100	11.50mm	70mm ²	-	-	3-008-73	3-008-74	-	-	-
	10	13.50mm	95mm ²	-	-	-	0-008-84	0-008-85	0-008-86	0-008-87

CABLE & WIRING ACCESSORIES CONNECTORS & TERMINALS BATTERY TERMINALS

BATTERY TERMINALS

DRILLED 7.5MM FOR 25MM² CABLE



- Hot stamped brass S.M.M.T battery terminals for longevity

PART NO.	DESCRIPTION	QTY
1-020-01	Positive	10
1-020-10	Positive	100
2-020-01	Negative	10

DRILLED 9.5MM FOR 40MM² CABLE



- Hot stamped brass S.M.M.T battery terminals for longevity

PART NO.	DESCRIPTION	QTY
1-155-01	Positive	10
2-155-01	Negative	10

DRILLED 11.1MM FOR 60MM² CABLE



- Hot stamped brass S.M.M.T battery terminals for longevity

PART NO.	DESCRIPTION	QTY
1-388-01	Positive	10
2-388-01	Negative	10

DRILLED 14.3MM FOR XL CABLE



- Heavy-duty terminals

PART NO.	DESCRIPTION	QTY
1-224-01	Positive	10
2-224-01	Negative	10

DRILLED 8.9MM



- For 37/0.90mm 25mm² and 61/0.90mm 40mm² cable

PART NO.	DESCRIPTION	QTY
1-018-01	Positive	10
1-018-10	Positive	100
5-018-01	Positive	1
2-018-01	Negative	10
2-018-10	Negative	100
6-018-01	Negative	1

DRILLED 11.1MM



- For 61/1.13mm, 60mm² cable

PART NO.	DESCRIPTION	QTY
1-558-01	Positive	10
1-558-10	Positive	100
5-558-01	Positive	1
2-558-01	Negative	10
2-558-10	Negative	100
6-558-01	Negative	1

DRILLED 14.3MM FOR XL CABLE

- Heavy-duty terminals

PART NO.	DESCRIPTION	QTY
2-559-01	Negative	10
2-559-10	Negative	100
6-559-01	Negative	1

PART NO.	DESCRIPTION	QTY
1-559-01	Positive	10
1-559-10	Positive	100
5-559-01	Positive	1



STUD BATTERY TERMINALS

WITH 8MM STUD



- Hot stamped brass S.M.M.T battery terminals for longevity

PART NO.	DESCRIPTION	QTY
1-102-01	Positive	10
1-102-10	Positive	100
5-102-01	Positive	1
2-102-01	Negative	10
2-102-10	Negative	100
6-102-01	Negative	1

WITH 10MM STUD



- Hot stamped brass S.M.M.T battery terminals for longevity

PART NO.	DESCRIPTION	QTY
1-103-01	Positive	10
1-103-10	Positive	100
5-103-01	Positive	1
2-103-01	Negative	10
2-103-10	Negative	100
6-103-01	Negative	1

LIGHTING TERMINALS



- With vertical 3/8 UNC stud, washer and nut. Same size as AC Delco batteries

PART NO.	DESCRIPTION	QTY
1-100-04	Positive	10
5-100-04	Positive	1
2-100-04	Negative	10
6-100-04	Negative	1

- With vertical 5/16 Whitworth stud, spring washer and nut

PART NO.	DESCRIPTION	QTY
1-100-01	Positive	10
1-100-10	Positive	100
5-100-01	Positive	1
2-100-01	Negative	10
2-100-10	Negative	100
6-100-01	Negative	1

OTHER BATTERY TERMINALS


QUICK RELEASE TERMINALS



- A practical solution to ordinary battery terminals, by means of a quick release clamp mechanism to easily attach or detach the terminals from a vehicle battery
- These quick release battery terminals are for any vehicle battery cable 20/25mm² to 50mm²
- Made of natural brass
- Pack of 2 (1 positive and 1 negative) or sold individually

PART NO.	DESCRIPTION	QTY
0-023-00	Positive/Negative Pack	2
1-023-00	Positive only - Red	1
2-023-00	Negative only - Blue	1


CABLE & WIRING ACCESSORIES CONNECTORS & TERMINALS BATTERY TERMINALS



DURITE

WE'RE ON SOCIAL MEDIA
FOLLOW US
@DURITELIMITED


FORD TYPE TERMINAL



- Battery terminals for Ford type terminal conversion
- 1 positive and 1 negative

PART NO.	DESCRIPTION	QTY
0-022-00	Ford type	pair

DISCONNECT TYPE TERMINAL



- Green with plastic tightening wheel without fuse holder
- Ideal battery isolator or anti-theft device

PART NO.	DESCRIPTION	QTY
2-021-00	Disconnect type	1

BATTERY TERMINAL ACCESSORIES

MOULDED NATURAL RUBBER BATTERY TERMINAL COVERS

- To fit all side entry battery terminals
- To fit all standard lighting terminals

PART NO.	SIZE	QTY
1-558-99	Red	10
5-558-99	Red	1
2-558-99	Black	10
6-558-99	Black	1


PART NO.	SIZE	QTY
1-100-99	Red	10
5-100-99	Red	1
2-100-99	Black	10
6-100-99	Black	1



ANTI-CORROSIVE COMPOUND

- An anti-corrosive compound which kills corrosion and inhibits deterioration of terminals and metal parts on or near lead acid batteries

PART NO.	DESCRIPTION	QTY
0-139-99	Anti-corrode	1

DURITE

LOOKING FOR ASSORTED PRE-INSULATED TERMINAL KIT? *See page 206.*


PRE-INSULATED TERMINALS

Terminals are solid copper or solid brass and have copper insulation support sleeve.

RING TERMINALS

COPPER

Suitable for cables
0.5mm² - 1.5mm²
9 - 21/0.30mm



PART NO.	SIZE	QTY
0-001-01	3.7mm ring	50
2-001-01	3.7mm ring	100
0-001-02	5.3mm ring	50
2-001-02	5.3mm ring	100
3-001-02	5.3mm ring	1000
0-001-20	6.4mm ring	50
2-001-20	6.4mm ring	100
3-001-20	6.4mm ring	1000
0-001-48	8.4mm ring	50
2-001-48	8.4mm ring	100
3-001-48	8.4mm ring	1000

Suitable for cables
1.5mm² - 2.5mm²
21 - 35/0.30mm



PART NO.	SIZE	QTY
0-001-05	3.7mm ring	50
2-001-05	3.7mm ring	100
0-001-06	5.3mm ring	50
2-001-06	5.3mm ring	100
0-001-21	6.4mm ring	50
2-001-21	6.4mm ring	100
3-001-21	6.4mm ring	1000
0-001-45	8.4mm ring	50
2-001-45	8.4mm ring	100
3-001-45	8.4mm ring	1000

Suitable for cables
3.0mm² - 6.0mm²
44 - 84/0.30mm

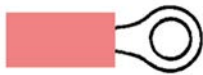


PART NO.	SIZE	QTY
0-001-23	5.3mm ring	50
2-001-23	5.3mm ring	100
3-001-23	5.3mm ring	1000
0-001-22	6.4mm ring	50
2-001-22	6.4mm ring	100
3-001-22	6.4mm ring	1000
0-001-12	8.4mm ring	50
2-001-12	8.4mm ring	100
3-001-12	8.4mm ring	1000
0-001-25	10.5mm ring	50
2-001-25	10.5mm ring	100
0-001-39	13mm ring	50
2-001-39	13mm ring	100

RING TERMINALS HEATSHRINK

COPPER

Suitable for cables
0.5mm² - 1.5mm²
9 - 21/0.30mm



PART NO.	SIZE	QTY
2-001-65	4.3mm ring	100
2-001-68	5.3mm ring	100
2-001-71	6.4mm ring	100

Suitable for cables
1.5mm² - 2.5mm²
21 - 35/0.30mm




PART NO.	SIZE	QTY
2-001-66	4.3mm ring	100
2-001-69	5.3mm ring	100
2-001-72	6.4mm ring	100

Suitable for cables
4.0mm² - 6.0mm²
56-84/0.30mm



PART NO.	SIZE	QTY
2-001-67	4.3mm ring	100
2-001-70	5.3mm ring	100
2-001-73	6.4mm ring	100



WE'RE ON SOCIAL MEDIA FOLLOW US @DURITELIMITED

CABLE & WIRING ACCESSORIES CONNECTORS & TERMINALS PRE-INSULATED TERMINALS

FORK TERMINALS

COPPER

Suitable for cables
0.5mm² - 1.5mm²
9 - 21/0.30mm



PART NO.	SIZE	QTY
0-001-03	3.7mm ring	50
2-001-03	3.7mm ring	100
3-001-03	3.7mm ring	1000

Suitable for cables
1.5mm² - 2.5mm²
21 - 35/0.30mm



PART NO.	SIZE	QTY
0-001-07	3.7mm ring	50
3-001-07	3.7mm ring	1000

LOOKING FOR?
Crimping tools
See page 286-288.

BLADE TERMINALS

BRASS

Suitable for cables
0.5mm² - 1.5mm²
9 - 21/0.30mm



PART NO.	SIZE	QTY
0-001-26	6.3mm blade	50
2-001-26	6.3mm blade	100
3-001-26	6.3mm blade	1000

Suitable for cables
1.5mm² - 2.5mm²
21 - 35/0.30mm



PART NO.	SIZE	QTY
0-001-13	6.3mm blade	50
2-001-13	6.3mm blade	100
3-001-13	6.3mm blade	1000

Suitable for cables
3.0mm² - 6.0mm²
44 - 84/0.30mm



PART NO.	SIZE	QTY
0-001-28	6.3mm blade	50
2-001-28	6.3mm blade	100
3-001-28	6.3mm blade	1000

MALE SPADE TERMINALS HEATSHRINK

BRASS

Suitable for cables
0.5mm² - 1.5mm²
9 - 21/0.30mm



PART NO.	SIZE	QTY
2-001-62	6.3mm male spade	100

Suitable for cables
1.5mm² - 2.5mm²
21 - 35/0.30mm



PART NO.	SIZE	QTY
2-001-63	6.3mm male spade	100

Suitable for cables
4.0mm² - 6.0mm²
56-84/0.30mm



PART NO.	SIZE	QTY
2-001-64	6.3mm male spade	100

CABLE & WIRING ACCESSORIES CONNECTORS & TERMINALS PRE-INSULATED TERMINALS

PUSH ON TERMINALS

BRASS

Suitable for cables
0.5mm² - 1.5mm²
9 - 21/0.30mm



PART NO.	SIZE	QTY
0-001-30	2.8mm push on	50
2-001-30	2.8mm push on	100
0-001-34	4.8mm push on	50
0-001-09	6.3mm push on	50
2-001-09	6.3mm push on	100
3-001-09	6.3mm push on	1000

Suitable for cables
1.5mm² - 2.5mm²
21 - 35/0.30mm



PART NO.	SIZE	QTY
0-001-29	4.8mm push on	50
2-001-29	4.8mm push on	100
0-001-17	6.3mm push on	50
2-001-17	6.3mm push on	100
0-001-40	8.0mm push on	50

Suitable for cables
3.0mm² - 6.0mm²
44 - 84/0.30mm



PART NO.	SIZE	QTY
0-001-18	6.3mm push on	50
2-001-18	6.3mm push on	100
0-001-19	9.5mm push on	50
3-001-19	9.5mm push on	1000

FEMALE SPADE TERMINAL HEATSHRINK

BRASS

Suitable for cables
0.5mm² - 1.5mm²
9 - 21/0.30mm



PART NO.	SIZE	QTY
2-001-59	6.3mm female spade	100

Suitable for cables
1.5mm² - 2.5mm²
21 - 35/0.30mm



PART NO.	SIZE	QTY
2-001-60	6.3mm female spade	100

Suitable for cables
3.0mm² - 6.0mm²
56-84/0.30mm



PART NO.	SIZE	QTY
2-001-61	6.3mm female spade	100

INSULATED PUSH ON TERMINALS

BRASS

Suitable for cables
0.5mm² - 1.5mm²
9 - 21/0.30mm



PART NO.	SIZE	QTY
0-001-52	4.8mm push on	50
2-001-52	4.8mm push on	100
3-001-52	4.8mm push on	1000
0-001-41	6.3mm push on	50
2-001-41	6.3mm push on	100
3-001-41	6.3mm push on	1000

Suitable for cables
1.5mm² - 2.5mm²
21 - 35/0.30mm



PART NO.	SIZE	QTY
0-001-27	6.3mm push on	50
2-001-27	6.3mm push on	100
3-001-27	6.3mm push on	1000

Suitable for cables
3.0mm² - 6.0mm²
44 - 84/0.30mm



PART NO.	SIZE	QTY
0-001-46	6.3mm push on	50
2-001-46	6.3mm push on	100
3-001-46	6.3mm push on	1000
0-001-47	9.5mm push on	50
3-001-47	9.5mm push on	1000

CABLE & WIRING ACCESSORIES CONNECTORS & TERMINALS PRE-INSULATED TERMINALS

PIGGY BACK TERMINALS

BRASS

Suitable for cables
0.5mm² - 1.5mm²
9 - 21/0.30mm



PART NO.	SIZE	QTY
0-001-33	6.3mm piggy back	50
2-001-33	6.3mm piggy back	100

Suitable for cables
1.5mm² - 2.5mm²
21 - 35/0.30mm



PART NO.	SIZE	QTY
0-001-15	6.3mm piggy back	50
2-001-15	6.3mm piggy back	100

LOOKING FOR?
Crimping tools
See page 286-288.

NIPPLE TERMINALS

BRASS

Suitable for cables
0.5mm² - 1.5mm²
9 - 21/0.30mm



PART NO.	SIZE	QTY
0-001-36	4.0mm nipple	50
2-001-36	4.0mm nipple	100
3-001-36	4.0mm nipple	1000

Suitable for cables
1.5mm² - 2.5mm²
21 - 35/0.30mm



PART NO.	SIZE	QTY
0-001-32	5.0mm nipple	50
2-001-32	5.0mm nipple	100
3-001-32	5.0mm nipple	1000

Suitable for cables
3.0mm² - 6.0mm²
44 - 84/0.30mm



PART NO.	SIZE	QTY
0-001-37	5.0mm nipple	50

NIPPLE TERMINALS HEATSHRINK

BRASS

Suitable for cables
0.5mm² - 1.5mm²
9 - 21/0.30mm



PART NO.	SIZE	QTY
2-001-56	4.0mm nipple	100

Suitable for cables
1.5mm² - 2.5mm²
21 - 35/0.30mm



PART NO.	SIZE	QTY
2-001-57	5.0mm nipple	100

Suitable for cables
4.0mm² - 6.0mm²
56-84/0.30mm



PART NO.	SIZE	QTY
2-001-58	5.0mm nipple	100

CABLE & WIRING ACCESSORIES CONNECTORS & TERMINALS PRE-INSULATED TERMINALS

PIN TERMINALS

COPPER

Suitable for cables
0.5mm² - 1.5mm²
9 - 21/0.30mm



PART NO.	SIZE	QTY
0-001-42	1.9mm pin	50
2-001-42	1.9mm pin	100
3-001-42	1.9mm pin	1000

Suitable for cables
1.5mm² - 2.5mm²
21 - 35/0.30mm



PART NO.	SIZE	QTY
0-001-43	1.9mm pin	50
2-001-43	1.9mm pin	100

Suitable for cables
3.0mm² - 6.0mm²
44 - 84/0.30mm



PART NO.	SIZE	QTY
0-001-44	2.9mm pin	50
2-001-44	2.9mm pin	100

NIPPLE RECEPTACLES

BRASS

Suitable for cables
0.5mm² - 1.5mm²
9 - 21/0.30mm



PART NO.	SIZE	QTY
0-001-35	4.0mm receptacle	50
2-001-35	4.0mm receptacle	100
3-001-35	4.0mm receptacle	1000

Suitable for cables
1.5mm² - 2.5mm²
21 - 35/0.30mm



PART NO.	SIZE	QTY
0-001-31	5.0mm receptacle	50
2-001-31	5.0mm receptacle	100

Suitable for cables
3.0mm² - 6.0mm²
44 - 84/0.30mm



PART NO.	SIZE	QTY
0-001-38	5.0mm receptacle	50

NIPPLE RECEPTACLES HEATSHRINK

BRASS

Suitable for cables
0.5mm² - 1.5mm²
9 - 21/0.30mm



PART NO.	SIZE	QTY
2-001-53	4.0mm receptacle	100

Suitable for cables
1.5mm² - 2.5mm²
21 - 35/0.30mm



PART NO.	SIZE	QTY
2-001-54	5.0mm receptacle	100

Suitable for cables
4.0mm² - 6.0mm²
56-84/0.30mm



PART NO.	SIZE	QTY
2-001-55	5.0mm receptacle	100

CABLE & WIRING ACCESSORIES CONNECTORS & TERMINALS PRE-INSULATED TERMINALS

BUTT CONNECTORS


COPPER

Suitable for cables
0.5mm² - 1.5mm²
9 - 21/0.30mm



PART NO.	QTY
0-001-10	50
2-001-10	100
3-001-10	1000

Suitable for cables
1.5mm² - 2.5mm²
21 - 35/0.30mm



PART NO.	QTY
0-001-11	50
2-001-11	100
3-001-11	1000

Suitable for cables
4.0mm² - 6.0mm²
44 - 84/0.30mm



PART NO.	QTY
0-001-16	50
2-001-16	100
3-001-16	1000

BUTT CONNECTORS: ADHESIVE HEAT-SHRINK

COPPER

Suitable for cables
0.5mm² - 1.5mm²
9 - 21/0.30mm



PART NO.	QTY
0-001-49	25
2-001-49	100
3-001-49	1000

Suitable for cables
1.5mm² - 2.5mm²
21 - 35/0.30mm



PART NO.	QTY
0-001-50	25
2-001-50	100
3-001-50	1000

Suitable for cables
4.0mm² - 6.0mm²
44 - 84/0.30mm



PART NO.	QTY
0-001-51	25
2-001-51	100
3-001-51	1000

BUTT CONNECTORS: SOLDER ADHESIVE LINED HEATSHRINK

Suitable for cables
0.2mm² - 0.75mm²



PART NO.	QTY
0-001-90	10

Suitable for cables
0.6mm² - 2.0mm²



PART NO.	QTY
0-001-91	10

Suitable for cables
1.8mm² - 2.5mm²



PART NO.	QTY
0-001-92	10

Suitable for cables
2.4mm² - 4.5mm²



PART NO.	QTY
0-001-93	10

UNINSULATED TERMINALS

NIPPLE TERMINALS

✂ Use crimp tool 0-004-50.



- Crimp nipple for 0.65mm² cable

PART NO.	DESCRIPTION	QTY
0-005-39	0.65mm ²	100



- Crimp nipple for 1.00mm² cable

PART NO.	DESCRIPTION	QTY
0-005-40	1.00mm ²	100

🔍 **LOOKING FOR?**

Crimp tool see page 286-288.



- Crimp nipple for 2.00mm² cable

PART NO.	DESCRIPTION	QTY
0-005-41	2.00mm ²	100




- Solder nipple for 3.00mm² cable

PART NO.	DESCRIPTION	QTY
0-004-70	3.00mm ²	100

NIPPLE TERMINAL CONNECTORS

🔧 Use assembly tool 0-004-00 see page 288.

- Single connector



PART NO.	DESCRIPTION	QTY
0-004-71	Single connector	50

- Double connector



PART NO.	DESCRIPTION	QTY
0-004-72	Double connector	50

ROUND TERMINALS

FEMALE RECEPTACLE

- 2.00mm bulkhead socket for 1.00 - 2.50mm² cable



PART NO.	DESCRIPTION	QTY
0-005-15	2.00mm	50

- 3.00mm bulkhead socket for 1.00 - 2.50mm² cable



PART NO.	DESCRIPTION	QTY
0-005-14	3.00mm	50

- 4.70mm terminal with sleeve for Ford coil



PART NO.	DESCRIPTION	QTY
0-004-74	4.70mm	50

MALE PIN

- 2.00mm bulkhead pin for 1.00 - 2.50mm² cable



PART NO.	DESCRIPTION	QTY
0-005-11	2.00mm	50

- 3.00mm bulkhead pin for 1.00 - 2.50mm² cable



PART NO.	DESCRIPTION	QTY
0-005-10	3.00mm	50

- 4.70mm pin for Ford coil Ø 4.7mm



PART NO.	DESCRIPTION	QTY
0-005-48	1.0 - 2.50mm ² cable	50

BLADE TERMINALS

2.8MM RECEPTACLE

- 2.80mm push-on for 0.50 - 1.00mm² cable

🔧 With locking tag.

PART NO.	QTY
0-005-16	50



4.8MM RECEPTACLE

- 4.80mm push-on for 1.00 - 2.50mm² cable

🔧 With locking tag.

PART NO.	QTY
0-005-18	50
3-005-18	1000



CABLE & WIRING ACCESSORIES CONNECTORS & TERMINALS UNINSULATED TERMINALS

6.3MM BLADE

- For 0.65 - 1.00mm² cable

PART NO.	QTY
0-011-21	50
3-011-21	1000

 With locking tag.



- For 1.00 - 2.50mm² cable

PART NO.	QTY
0-011-22	50
3-011-22	1000

 With locking tag.



- For 0.50 - 2.00mm² cable

PART NO.	QTY
0-005-27	50



- 5.00mm hole

PART NO.	QTY
0-005-28	50



- Double blade 3.70mm hole

PART NO.	QTY
0-005-34	50



- Blade x 6, 4.1mm holes

PART NO.	QTY
0-005-35	50



6.3MM RECEPTACLE

- Push-on for 0.65 - 1.00mm² cable

PART NO.	QTY
0-011-23	50
3-011-23	1000

 With locking tag.



- Push-on with high current shoe for 2.50 - 4.00mm² cable

PART NO.	QTY
0-005-29	50



- Push-on for 1.00 - 2.50mm² cable

PART NO.	QTY
0-011-24	50
3-011-24	1000

 With locking tag.



- Push-on 1.00 - 2.50mm² cable

PART NO.	QTY
0-005-30	50



- Push-on for 1.00 - 2.50mm² cable

PART NO.	QTY
0-005-20	50
3-005-20	1000



6.3MM ADAPTORS

- Piggy-back push-on for 2.00 - 2.50mm² cable

PART NO.	QTY
0-005-12	50



- Blade adaptor

PART NO.	QTY
0-005-32	50



CABLE & WIRING ACCESSORIES CONNECTORS & TERMINALS UNINSULATED TERMINALS

8.0MM RECEPTACLE



- Push-on for 1.50 - 2.50mm² cable

✂ With locking tag.

PART NO.	QTY
0-005-13	50

9.5MM RECEPTACLE



- Push-on for 4.00 - 6.00mm² cable

PART NO.	QTY
0-005-22	50



- Push-on for 6.00 - 10.00mm² cable

PART NO.	QTY
0-005-24	50

✂ With locking tag.

BLADE TERMINAL INSULATORS

4.8MM INSULATOR



- Clear insulator
- 4.8mm

PART NO.	QTY
0-005-19	50

9.5MM INSULATOR



- Clear insulator
- 9.5mm

PART NO.	QTY
0-005-23	25

6.3MM INSULATORS



- Clear insulator
- 6.3mm

PART NO.	QTY
0-005-21	50



- Clear flag insulator
- 6.3mm

PART NO.	QTY
0-005-31	50



- White post-fit insulator
- 6.3mm

PART NO.	QTY
0-005-26	50

SOLDER TERMINALS

UNINSULATED RING TERMINAL



- 5.0mm Ring
- 3mm²

PART NO.	QTY
0-010-41	50

UNINSULATED RING TERMINALS



- 8.0mm Ring
- 10mm²

PART NO.	QTY
0-010-55	50

FLAG



✂ MOD 5940.99.400.8491

- 9.5mm hole
- Ø 7.9mm conductor

PART NO.	QTY
0-002-62	25

CABLE & WIRING ACCESSORIES CONNECTORS & TERMINALS UNINSULATED TERMINALS

CRIMP RING TERMINALS

RING



HOLE	CONDUCTOR 10MM ²	CONDUCTOR 16MM ²	CONDUCTOR 25MM ²	QTY
6mm	0-010-61	0-010-64	0-010-67	10
6mm	3-010-61	3-010-64	-	100
8mm	0-010-62	0-010-65	0-010-68	10
8mm	3-010-62	3-010-65	3-010-68	100
10mm	0-010-63	0-010-66	-	10
10mm	-	-	0-003-57	25

IGNITION TERMINALS

TERMINALS

PART NO.	USAGE	QTY
0-006-03	Distributor cap	25



PART NO.	USAGE	QTY
0-006-10	Spark plug	25



Use insulator 0-009-03.

INSULATING BOOT

INSULATING BOOT



CABLE ENTRY	TERMINAL Ø	PART NO.	DESCRIPTION	QTY
6mm	11mm	0-003-40	Black	25



CABLE ENTRY	TERMINAL Ø	PART NO.	DESCRIPTION	QTY
8mm	15mm	0-003-50	Black	25
		3-003-50	Black	100



CABLE ENTRY	TERMINAL Ø	PART NO.	DESCRIPTION	QTY
8x14mm	21mm	0-003-60	Black	10



CABLE ENTRY	TERMINAL Ø	PART NO.	DESCRIPTION	QTY
8mm	17mm	0-003-70	Black	10
		0-003-75	Red	10



CABLE ENTRY	TERMINAL Ø	PART NO.	DESCRIPTION	QTY
13mm	17mm	0-003-80	Black	10
		0-003-85	Red	10



CONNECTORS

SCOTCHLOK™ CONNECTORS



- For 0.65 - 1.5mm² cables

PART NO.	QTY
0-560-04	50



- For 3.00 - 4.50mm², 0.65 - 2.00mm² cables

PART NO.	QTY
0-005-61	25



- For 1.00 - 2.00mm² cables

PART NO.	QTY
0-560-02	50

AFTERMARKET CONNECTOR



- For 0.75 to 2.5mm² cables

PART NO.	QTY
0-560-12	50

MULTIPLE CONNECTORS

ECONOSEAL CONNECTORS

✂ Use crimping tool 0-703-51 for these connectors.

WATERPROOF MALE CONNECTOR

- Supplied with terminals and seal



PART NO.	TYPE	QTY
0-012-42	2-way	1
0-012-43	3-way	1

WATERPROOF FEMALE CONNECTOR

- Supplied with terminals and seal



PART NO.	TYPE	QTY
0-012-52	2-way	1
0-012-53	3-way	1

JUNIOR TIMER CONNECTORS

FEMALE CONNECTOR

- Supplied with cable boot and terminals

✂ Use crimping tool 0-703-53.

PART NO.	TYPE	QTY
0-012-71	2-way	1



JUNIOR POWER TIMER CONNECTORS

✂ Use crimping tool 0-703-52 for these connectors.

MALE CONNECTOR



- Supplied with cable seals and terminals

🔍 **LOOKING FOR?**
Crimping tools
See page 286-288.

PART NO.	TYPE	QTY
0-012-62	2-way	1

FEMALE CONNECTOR



- Supplied with cable seals and terminals

PART NO.	TYPE	QTY
0-012-72	2-way	1
0-012-73	3-way	1

JUNIOR POWER TIMER TERMINALS

JUNIOR POWER TIMER TERMINALS



PART NO.	TYPE	QTY
0-012-25	0.5 - 1.0mm ² male	50
0-012-26	1.00 - 2.5mm ² male	50



PART NO.	TYPE	QTY
0-012-27	0.5 - 1.0mm ² female	50
0-012-28	1.00 - 2.5mm ² female	50

CABLE & WIRING ACCESSORIES CONNECTORS & TERMINALS

SUPERSEAL CONNECTORS & TERMINALS

✂ Use crimping tool 0-703-51 for these connectors.

1.5MM MALE BLADE HOUSING

1 of = Complete kit
100 of = Housings only



PART NO.	TYPE	QTY
0-011-51	1-way	1
3-011-51	1-way	100
0-011-52	2-way	1
3-011-52	2-way	100
0-011-53	3-way	1
3-011-53	3-way	100
0-011-54	4-way	1
3-011-54	4-way	100
0-011-55	5-way	1
3-011-55	5-way	100
0-011-56	6-way	1
3-011-56	6-way	100

1.5MM FEMALE BLADE HOUSING

1 of = Complete kit
100 of = Housings only



PART NO.	TYPE	QTY
0-011-61	1-way	1
3-011-61	1-way	100
0-011-62	2-way	1
3-011-62	2-way	100
0-011-63	3-way	1
3-011-63	3-way	100
0-011-64	4-way	1
3-011-64	4-way	100
0-011-65	5-way	1
3-011-65	5-way	100
0-011-66	6-way	1
3-011-66	6-way	100

✂ Assortment kits, see page 207.

SUPERSEAL TERMINALS



PART NO.	TYPE	DESCRIPTION	QTY
0-011-50	1.5mm Male	Terminal only	10
3-011-50	1.5mm Male	Terminal & seal	1000



PART NO.	TYPE	DESCRIPTION	QTY
0-011-60	1.5mm Female	Terminal only	10
3-011-60	1.5mm Female	Terminal & seal	1000

DELPHI CONNECTORS

2.8MM MALE BLADE HOUSING

• Supplied with terminals and seal



PART NO.	TYPE	QTY
0-011-71	1-way	1
0-011-72	2-way	1
0-011-73	3-way	1

2.8MM FEMALE RECEPTACLE HOUSING

• Supplied with terminals and seal



PART NO.	TYPE	QTY
0-011-81	1-way	1
0-011-82	2-way	1
0-011-83	3-way	1

SCHLEMMER CONNECTORS

BLACK OR BLACK/GREY NYLON

- Supplied with terminals and seals for use on 10NW tubing

PART NO.	DESCRIPTION	TYPE	QTY
0-326-51	M24 DIN 90°	2-way	1
0-326-52	M27 DIN 90°	2-way	1
0-326-53	Inline DIN	4-way	1
0-326-54	Inline DIN 90°	4-way	1



PART NO.	DESCRIPTION	TYPE	QTY
0-326-57	Inline DIN female	7-way	1
✂ Fits some Volvo and Mercedes lamps.			
0-326-58	Inline DIN female	8-way	1
✂ Fits some MAN lamps.			



🔍 **LOOKING FOR?**
Tubing. See page 178.

'PACKARD' TIMER CONNECTORS

FEMALE CONNECTOR

- Supplied with cable seals and terminals

PART NO.	TYPE	QTY
0-012-92	2-way	1



PART NO.	TYPE	QTY
0-012-93	3-way	1



CAN'T FIND WHAT YOU ARE LOOKING FOR?



Contact us today. Email sales@durite.co.uk or visit www.durite.co.uk







CABLE & WIRING ACCESSORIES CONNECTORS & TERMINALS MULTIPLE CONNECTORS

DEUTSCH DT SERIES CONNECTORS






Get reliability and performance when you need it most with Deutsch environmentally sealed connectors from Durite designed for cable to cable applications.

- Male or Female 2, 3, 4, 6, 8 or 12 cavity arrangements
- Thermoplastic housing withstands conditions of extreme temperature and moisture
- Accommodates wire sizes up to 2.00mm²
- Kit supplied with terminals and seals for 0.5-1.00mm² cables
- Wedgelocks and housings available in packs of 100 & terminals in packs of 4 or 250
- Separate terminals also available for 0.5-1.00mm² cables and 1.00-2.00mm² cables

MALE DEUTSCH CONNECTORS

2-WAY	PART NO.	DESCRIPTION	QTY
	0-011-32	Kit	1
	3-011-32	Housing	100
	3-111-32	Wedgelock	100
3-WAY 	0-011-33	Kit	1
	3-011-33	Housing	100
	3-111-33	Wedgelock	100
4-WAY 	0-011-34	Kit	1
	3-011-34	Housing	100
	3-111-34	Wedgelock	100
6-WAY 	0-011-36	Kit	1
	3-011-36	Housing	100
	3-111-36	Wedgelock	100
8-WAY 	0-011-38	Kit	1
12-WAY 	0-011-39	Kit	1

FEMALE DEUTSCH CONNECTORS

2-WAY	PART NO.	DESCRIPTION	QTY
	0-011-42	Kit	1
	3-011-42	Housing	100
	3-111-42	Wedgelock	100
3-WAY 	0-011-43	Kit	1
	3-011-43	Housing	100
	3-111-43	Wedgelock	100
4-WAY 	0-011-44	Kit	1
	3-011-44	Housing	100
	3-111-44	Wedgelock	100
6-WAY 	0-011-46	Kit	1
	3-011-46	Housing	100
	3-111-46	Wedgelock	100
8-WAY 	0-011-48	Kit	1
12-WAY 	0-011-49	Kit	1

TERMINALS FOR DEUTSCH CONNECTORS



PART NO.	DESCRIPTION	QTY
0-011-95	1.0-2.0mm ²	4
3-011-95	1.0-2.0mm ²	250
0-011-97	0.5-1.0mm ²	4
3-011-97	0.5-1.0mm ²	250



PART NO.	DESCRIPTION	QTY
0-011-96	1.0-2.0mm ²	4
3-011-96	1.0-2.0mm ²	250
0-011-98	0.5-1.0mm ²	4
3-011-98	0.5-1.0mm ²	250

🔧 Use crimping tool 0-703-20 for these connectors.

HEAVY-DUTY SEALED CONNECTOR SERIES (HDSCS)

Used in wire to wire electronic and electrical applications in high-vibration motor vehicles. Suitable for industrial and commercial vehicles like truck, buses, off-road, construction, agriculture, mining, emergency vehicles, forestry, recreational, marine, and motorcycles. Specific uses include tail lights for Mercedes, DAF & Iveco, John Deere wiring looms and Volvo lamps and number plate lamps.

- Durable thermoplastic housing designed to withstand high levels of vibration
- Sealed units provide IP67 level protection against water and dust ingress
- Slide locking connection with secure secondary click locking mechanism
- Robust construction ensures high performance, reliability and long-term use

HDSCS

- All HDSCS connectors supplied with terminals & wire seals

HDSCS assortment kit, see page 208.

	PART NO.	PIN	MCP	QTY		PART NO.	PIN	MCP	QTY
	0-012-04	2-PIN	2.8	1		0-012-10	8-PIN	2.8	1
	0-012-05	2-PIN	1.5	1		0-012-11	8-PIN	1.5	1
	0-012-06	3-PIN	1.5	1		0-012-12	10-PIN	1.5/2.8	1
	0-012-07	4-PIN	2.8	1		0-012-13	12-PIN	1.5	1
	0-012-08	6-PIN	1.5	1		0-012-14	16-PIN	1.5/2.8	1
	0-012-09	7-PIN	1.5/2.8	1		0-012-15	18-PIN	1.5	1

TERMINALS & WIRE SEALS FOR HDSCS CONNECTORS



- 100 x terminals
- 100 x wire seals

- Blank seals

NEW
NEW

PART NO.	DESCRIPTION	QTY
0-012-19	1.5mm - Grey wire seals & terminals	100
0-012-18	2.8mm - Yellow wire seals & terminals	100
0-012-17	1.5mm - White blank seals	50
0-012-16	2.8mm - Yellow blank seals	50

Use crimping tool 0-703-30 & 0-703-40 or 0-703-70 for these connectors.

CABLE & WIRING ACCESSORIES CONNECTORS & TERMINALS MULTIPLE CONNECTORS

BLADE CONNECTORS












6.3MM MALE HOUSING

- These connectors are not supplied with blade terminals, which must be ordered separately

PART NO.	TYPE	QTY	
0-011-01	1-way	5	
0-011-02	2-way	5	
3-011-02	2-way	1000	
0-011-03	2-way	5	
3-011-03	2-way	1000	
0-011-04	3-way	5	
3-011-04	3-way	1000	
0-011-05	4-way	5	
3-011-05	4-way	1000	
0-011-06	6-way	5	
0-011-07	8-way	5	
0-011-08	11-way	5	


6.3MM FEMALE HOUSING


- These connectors are not supplied with push-on terminals, which must be ordered separately


PART NO.	TYPE	QTY	
0-011-10	1-way	5	
0-011-12	2-way	5	
3-011-12	2-way	1000	
0-011-13	2-way	5	
3-011-13	2-way	1000	
0-011-14	3-way	5	
3-011-14	3-way	1000	
0-011-15	4-way	5	
3-011-15	4-way	1000	
0-011-16	6-way	5	
0-011-17	8-way	5	
0-011-18	11-way	5	


TERMINALS WITH LOCKING TAG FOR 6.3MM BLADE CONNECTORS

✂ These terminals are suitable for the connectors in the relevant column above.

PART NO.	TYPE	SUITABLE FOR CABLE	QTY	
0-011-21	Blade	0.65mm ² - 1.0mm ²	50	
3-011-21	Blade	0.65mm ² - 1.0mm ²	1000	

PART NO.	TYPE	SUITABLE FOR CABLE	QTY	
0-011-23	Push on	0.65mm ² - 1.0mm ²	50	
3-011-23	Push on	0.65mm ² - 1.0mm ²	1000	

PART NO.	TYPE	SUITABLE FOR CABLE	QTY	
0-011-22	Blade	1.0mm ² - 2.5mm ²	50	
3-011-22	Blade	1.0mm ² - 2.5mm ²	1000	

PART NO.	TYPE	SUITABLE FOR CABLE	QTY	
0-011-24	Push on	1.0mm ² - 2.5mm ²	50	
3-011-24	Push on	1.0mm ² - 2.5mm ²	1000	

'MATE N LOCK' CONNECTORS & PINS

2.0MM MALE HOUSING

- These connectors are not supplied with terminals, which must be ordered separately



PART NO.	TYPE	QTY
0-013-01	1-way	5
0-013-02	2-way	5
0-013-03	3-way	5
0-013-04	6-way	5
0-013-05	9-way	5
0-013-06	12-way	5
0-013-07	15-way	5
3-013-07	15-way	100

2.0MM FEMALE HOUSING

- These connectors are not supplied with terminals, which must be ordered separately



PART NO.	TYPE	QTY
0-013-11	1-way	5
0-013-12	2-way	5
0-013-13	3-way	5
0-013-14	6-way	5
0-013-15	9-way	5
0-013-16	12-way	5
0-013-17	15-way	5
3-013-17	15-way	100

PINS SUITABLE FOR CABLES 0.5MM² - 2.5MM² WITH LOCKING TAG



PART NO.	TYPE	QTY
0-013-21	2.0mm Pin	50
3-013-21	2.0mm Pin	1000



PART NO.	TYPE	QTY
0-013-23	2.0mm receptacle	50
3-013-23	2.0mm receptacle	1000

✂ Pins and receptacles can be used in either male or female housing.

PE/PVC CONNECTORS

PE CABLE CONNECTORS, STRIP OF 12

- With steel screws and brass insert

PART NO.	DESCRIPTION	CURRENT RATING	QTY
0-598-00	for 6mm ² cable	5A	10
0-596-00	for 10mm ² cable	10A	10
0-599-00	for 12mm ² cable	15A	10
0-688-00	for 16mm ² cable	30A	10
0-689-00	for 25mm ² cable	60A	10



TERMINAL BOXES

TERMINAL BLOCKS

- Black moulded insulated housing for cables up to 25mm²
- Contains 2 x M8 studs



PART NO.	QTY
0-466-50	1

- 7 way, 2 x Ø 5.4mm, 5 x Ø 4mm
- Single fixing hole, 3.2mm diameter



PART NO.	QTY
0-005-38	1

- Phenolic base, 25A, 2 x 4 way, 6.3mm common plated brass blade terminals
- L 12 x W 50 x H 22mm



PART NO.	QTY
0-005-52	1

- Phenolic base, 25A, 3 x 6 way, 6.3mm common plated brass blade terminals
- L 28 x W 50 x H 22mm



PART NO.	QTY
0-005-53	1

BUS BARS

- Bus bar, tin plated copper bar with 2 stainless steel 3/16" UNF studs
- ABS insulating base with recessed 5mm mounting holes



PART NO.	DESCRIPTION	CURRENT RATING	QTY
0-005-70	5 screws	100A	1
0-005-75	10 screws	150A	1

- Bus bar, tin plated copper bar with 4 stainless steel studs
- ABS insulating base with recessed 5mm mounting holes



PART NO.	DESCRIPTION	CURRENT RATING	QTY
0-005-71	3/16" UNF studs	100A	1
0-005-76	1/4" UNF studs	150A	1

HEAVY-DUTY ENCLOSED BUS BARS

- Heavy-duty modular design bus bar for up to 48V

PART NO.	DESCRIPTION	CURRENT RATING	QTY
0-005-57	4 terminal studs	300A	1
0-005-58	6 terminal studs	300A	1



BUS BAR COVERS



0-005-97

0-005-96

PART NO.	DESCRIPTION	QTY
0-005-97	Fits 0-005-70/71	1
0-005-96	Fits 0-005-75/76	1

JUNCTION BOXES

- Universal junction box, moulded in grey plastic with removable lid and 'O' ring seal
- Protected to IP56



PART NO.	DESCRIPTION	QTY
0-697-10	100 x 100 x 50mm, accepts glands up to 17NW	1
0-697-15	150 x 110 x 70mm, accepts all glands	1

- 8-way junction box
- 50V DC, 15A max load per circuit, max total current 120A if all 8 connectors are used
- 50A for any single way where no other terminals are used



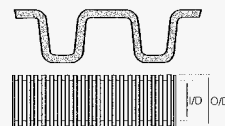
PART NO.	QTY
0-697-20	1

TUBING & SLEEVING

CONVOLUTED TUBING

- Protects cables and looms against external elements

✂ Match NW Tubing to NW Connector.



BLACK NYLON HEAVY-DUTY TUBING - UN-SPLIT



PART NO.	NOMINAL WIDTH	INSIDE \varnothing	OUTSIDE \varnothing	COIL
0-330-07	7.5	6.7mm	10.0mm	50m
0-330-10	10	9.9mm	13.0mm	50m
0-330-13	13	12.7mm	15.8mm	50m
0-330-17	17	16.6mm	21.2mm	50m
0-330-22	22	21.3mm	25.4mm	50m

BLACK NYLON HEAVY-DUTY TUBING - SPLIT



PART NO.	NOMINAL WIDTH	INSIDE \varnothing	OUTSIDE \varnothing	COIL
0-331-07	7.5	6.7mm	10.0mm	50m
0-331-10	10	9.9mm	13.0mm	50m
0-331-13	13	12.7mm	15.8mm	50m
0-331-17	17	16.6mm	21.2mm	50m
0-331-22	22	21.3mm	25.4mm	50m
0-331-26	26	25.8mm	31.2mm	25m
0-331-37	37	36mm	42.4mm	25m

BLACK POLYPROPYLENE DEEP SECTION TUBING - SPLIT



PART NO.	NOMINAL WIDTH	INSIDE \varnothing	OUTSIDE \varnothing	COIL
0-328-04	4.5	5.0mm	7.1mm	100m
0-328-54	4.5 (un-split)	5.0mm	7.1mm	100m
0-328-07	7.5	6.9mm	9.9mm	50m
0-328-10	8.5	8.5mm	12.9mm	50m
0-328-11	10	10.1mm	17.7mm	50m

PART NO.	NOMINAL WIDTH	INSIDE \varnothing	OUTSIDE \varnothing	COIL
0-328-13	11	11.1mm	15.7mm	50m
0-328-17	15	15.0mm	21.2mm	50m
0-328-22	19	19.1mm	25.7mm	50m
0-328-26	26	26.3mm	31.4mm	25m
0-328-29	29	29.3mm	33.9mm	25m

BLACK POLYAMIDE 6 TUBING - UN-SPLIT



Extra flexible

NOMINAL WIDTH	INSIDE \varnothing	OUTSIDE \varnothing	COIL LENGTH
			100M
7.5	6.5mm	10.0mm	3-330-38
8.5	8.7mm	11.5mm	3-330-40
10	10.1mm	13.0mm	3-330-42
13	11.8mm	16.0mm	3-330-46
17	16.9mm	21.2mm	3-330-51
22	21.3mm	25.6mm	3-330-55
23	23.1mm	28.5mm	3-330-58

BLACK POLYAMIDE 6 TUBING - SPLIT



Extra flexible

NOMINAL WIDTH	INSIDE \varnothing	OUTSIDE \varnothing	COIL LENGTH
			100M
4.5	4.4mm	7.2mm	3-331-36
7.5	6.5mm	10.0mm	3-331-38
8.5	8.7mm	11.5mm	3-331-40
10	10.1mm	13.0mm	3-331-42
13	11.8mm	16.0mm	3-331-46
17	16.9mm	21.2mm	3-331-51
22	21.3mm	25.6mm	3-331-55

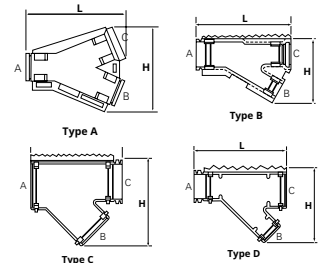

CONVOLUTED TUBING ACCESSORIES

CABLE FEEDING TOOL



PART NO.	DESCRIPTION	QTY
0-331-98	For split tubing up to 10NW	1
0-331-99	For split tubing from 13NW	1

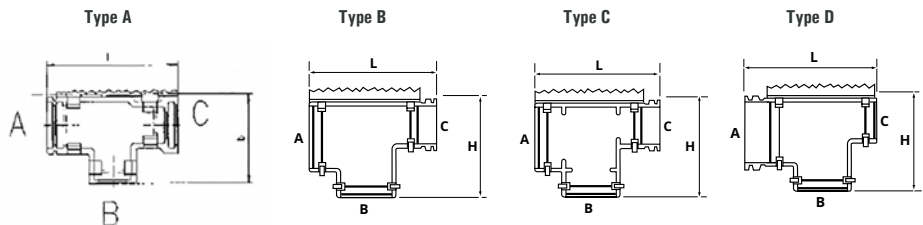

BLACK NYLON UNSEALED 'Y' PIECE CONNECTORS



NOMINAL WIDTH

PART NO.	A	B	C	TYPE	H	L	QT
0-327-10	7.5	7.5	7.5	A	40.1	46.9	1
0-327-11	10	10	10	D	43.0	54.4	1
0-327-12	13	7.5	10	C	39.5	47.3	1
0-327-13	13	10	10	C	45.4	59.9	1
0-327-14	13	10	13	C	45.6	59.9	1
0-327-15	13	13	13	C	46.6	59.9	1
0-327-16	17	13	10	C	46.9	59.9	1

BLACK NYLON UNSEALED 'T' PIECE CONNECTORS



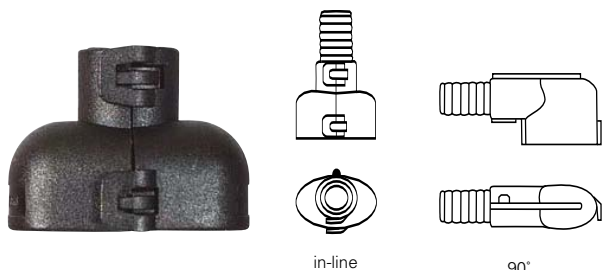
NOMINAL WIDTH

PART NO.	A	B	C	TYPE	H	L	QTY
0-327-30	7.5	7.5	7.5	A	24.7	33.4	1
0-327-40	10	7.5	7.5	D	28.7	39.7	1
0-327-41	10	7.5	10	B	28.7	39.4	1
0-327-42	10	10	10	B	28.8	42.4	1
0-327-50	13	7.5	13	B	31.7	40.1	1
0-327-51	13	10	10	D	31.9	43.6	1
0-327-52	13	10	13	B	31.6	43.6	1
0-327-53	13	13	13	C	31.9	46.6	1
0-327-61	17	7.5	17	B	31.9	40.8	1
0-327-63	17	10	17	B	37.0	43.8	1
0-327-65	17	13	17	B	36.3	50.1	1
0-327-66	17	22	17	B	39.3	59.9	1
0-327-67	17	17	17	A	35.0	45.0	1

NOMINAL WIDTH

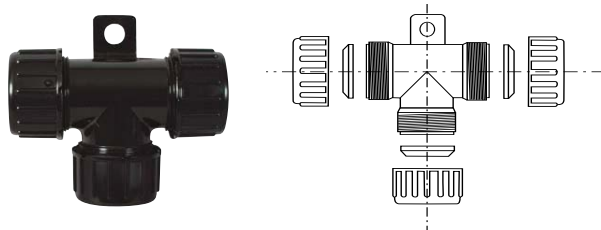
PART NO.	A	B	C	TYPE	H	L	QTY
0-327-70	22	7.5	22	B	41.4	39.5	1
0-327-72	22	10	22	B	66.4	47.0	1
0-327-74	22	13	22	B	41.4	46.4	1
0-327-76	22	22	22	B	42.4	56.2	1

BLACK NYLON UNSEALED INTERFACES FOR AMP CONNECTORS



PART NO.	NOMINAL WIDTH	TYPE	CONNECTOR	QTY
0-326-11	7.5	in-line	Superseal 2-way	1
0-326-12	10	in-line	Superseal 2-way	1
0-326-13	10	in-line	Superseal 3-way	1
0-326-15	10	in-line	Superseal 4-way	1
0-326-16	10	in-line	Superseal 5-way	1
0-326-17	10	in-line	Superseal 6-way	1

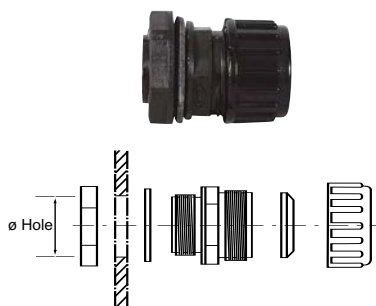
BLACK POLYCARBONATE SEALED 'T' FITTING



- Comes with nylon cap nuts and sealing rings to provide protection to IP67, use with un-split tubing

PART NO.	NOMINAL WIDTH	QTY
0-330-57	7.5	1
0-330-60	10	1

BLACK NYLON SEALED CONNECTION GLAND



- Comes with sealing rings to provide protection to IP67, use with un-split tubing

PART NO.	NOMINAL WIDTH	HOLE Ø	QTY
0-330-77	7.5	16mm	1
0-330-80	10	16mm	1
0-330-83	13	20mm	1
0-330-87	17	20mm	1
0-330-92	22	25mm	1

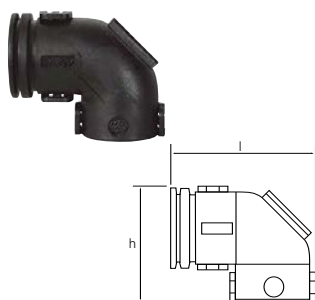
STRENGTHENING COLLARS



- Black nylon
- For strengthening open tube ends

PART NO.	NOMINAL WIDTH	QTY
0-326-31	7.5	10
0-326-32	10	10
0-326-33	13	10
0-326-34	17	10
0-326-35	22	10

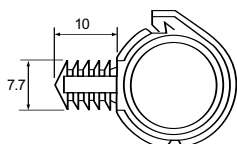
BLACK NYLON UNSEALED 90° ELBOW CONNECTORS



PART NO.	NOMINAL WIDTH	H	L	QTY
0-327-01	10	28	35.2	1
0-327-02	13	30.5	37.5	1
0-327-03	17	38.3	43.7	1

CABLE & WIRING ACCESSORIES CABLE MANAGEMENT CONVOLUTED TUBING ACCESSORIES

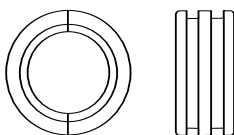
CLAMPING CHASSIS CLIPS



- Black nylon
- For all types of tubing

PART NO.	NOMINAL WIDTH	QTY
0-326-40	7.5	25
0-326-41	10	25
0-326-42	13	25
0-326-43	17	25

CONVOLUTED TUBE REDUCERS



- Black nylon

PART NO.	NOMINAL WIDTH	QTY
0-326-01	10 - 7.5	10
0-326-02	13 - 7.5	10
0-326-03	13 - 10	10
0-326-04	17 - 13	10
0-326-05	22 - 13	10

CONDUIT END CAPS




- Black PVC
- For convoluted tubing

PART NO.	DESCRIPTION	QTY
0-326-90	NW10 with 5 cable outlets	10
0-326-92	NW17 with single outlet	10
0-326-93	NW22 with single outlet	10

CABLE SLEEVING

HEAT SHRINK POLYOLEFIN TUBING



- Shrink ratio 2:1. Minimum shrink temperature 70°C
- Operating temperature of -55°C to 125°C

INSIDE Ø	WALL THICKNESS	COIL	RED	BLACK	BLACK		BLACK	
			PART NO.	PART NO.	BOX	PART NO.	REEL	PART NO.
2.4mm	0.20mm	5m	0-333-52	0-333-02	11m	2-333-02	150m	3-333-02
3.2mm	0.25mm	5m	0-333-53	0-333-03	11m	2-333-03	150m	3-333-03
4.8mm	0.25mm	5m	0-333-54	0-333-04	10m	2-333-04	60m	3-333-04
6.4mm	0.28mm	5m	0-333-56	0-333-06	9m	2-333-06	60m	3-333-06
9.5mm	0.30mm	5m	0-333-59	0-333-09	7m	2-333-09	60m	3-333-09
12.7mm	0.30mm	5m	0-333-62	0-333-12	6m	2-333-12	60m	3-333-12
19.0mm	0.40mm	1m	0-333-69	0-333-19	5m	2-333-19	60m	3-333-19
25.4mm	0.45mm	1m	0-333-75	0-333-25	3.5m	2-333-25	30m	3-333-25
38.0mm	0.50mm	1m	0-333-88	0-333-38	-	-	30m	3-333-38

HEAT SHRINK ADHESIVE LINED POLYOLEFIN TUBING



- Shrink ratio 3:1. Minimum shrink temperature 80°C
- Operating temperature -45°C to 110°C

PART NO.	INSIDE Ø	WALL THICKNESS	COIL	PART NO.	INSIDE Ø	WALL THICKNESS	COIL
0-329-03	3.0mm	0.35mm	4x30cm	0-329-09	9.0mm	0.50mm	4x30cm
0-329-04	4.5mm	0.35mm	4x30cm	0-329-12	12.7mm	0.60mm	4x30cm
0-329-06	6.0mm	0.40mm	4x30cm	0-329-19	19.1mm	0.70mm	4x30cm

POLYETHYLENE SPIRAL BINDING



- Ideal for electrical harnesses and wiring looms
- Protects cables against chafing

PART NO.		OUTSIDE Ø	INSIDE Ø	WALL THICKNESS	COIL
BLACK	WHITE				
0-332-55	-	6.0mm	4.0 - 50mm	0.5mm	25m
0-332-56	-	8.0mm	6.0 - 60mm	0.5mm	25m
0-332-57	-	12mm	9.0 - 65mm	0.9mm	25m
0-332-58	0-332-68	15mm	12 - 70mm	1.0mm	25m



LOOKING FOR ASSORTED HEATSHRINK KITS? See page 209.



BLACK P.V.C. SLEEVING



- For use on electrical harnesses

PART NO.	INSIDE Ø	WALL THICKNESS	COIL	PART NO.	INSIDE Ø	WALL THICKNESS	COIL
0-332-03	3mm	0.5mm	25m	0-332-06	6mm	0.5mm	25m
0-332-04	4mm	0.5mm	25m	0-332-07	7mm	0.5mm	25m
0-332-05	5mm	0.5mm	25m	0-332-09	9mm	0.5mm	25m
				0-332-11	11mm	0.5mm	25m
				0-332-14	14mm	0.5mm	25m
				0-332-16	16mm	0.5mm	25m

ALUMINIUM SLEEVING



- Woven fibreglass sleeving
- Protects cables and looms against heat up to 815°C and abrasion

PART NO.	INSIDE Ø	COIL
0-334-63	12.7mm	1.5m
0-334-75	25.0mm	1.5m

CABLE & WIRING ACCESSORIES CABLE MANAGEMENT GROMMETS

BLACK EXPANDABLE BRAIDED SLEEVING

- Flame retardant PET monofilament yarn
- Operating temperature -40°C to 125°C

PART NO.	ID	MIN ID Ø	MAX ID Ø	COIL
0-325-07	6.4mm	3.2mm	9.5mm	10m
0-325-10	9.5mm	4.8mm	15.9mm	10m
0-325-13	12.7mm	6.4mm	19.0mm	10m
0-325-19	19.1mm	12.7mm	31.7mm	10m
0-325-32	31.8mm	19.0mm	38.1mm	10m
0-325-38	38.1mm	25.4mm	57.1mm	10m

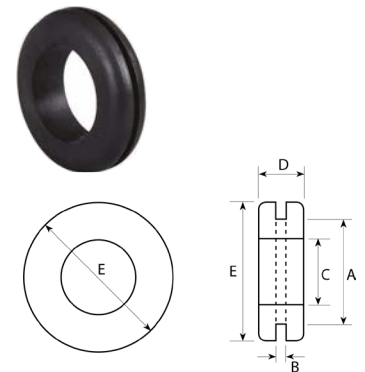


GROMMETS

BLACK PVC WIRING GROMMETS

PART NO.	A	B	C	D	E	QTY
0-447-36	6.4	1.6	4	3.8	8.5	50
0-447-39	9.3	1.6	7.7	6	13.4	50
0-447-42	12.3	1.6	9.5	6.4	16.2	50
0-447-46	15.8	1.6	12.20	5.9	19	50
0-447-50	20	1.6	15.8	6.2	23	50
0-447-55	25	1.6	19.5	7.3	29.2	25
0-447-62	31.70	1.6	24	8.0	38.1	10
0-447-68	37.4	1.6	31.5	9.5	46.0	10

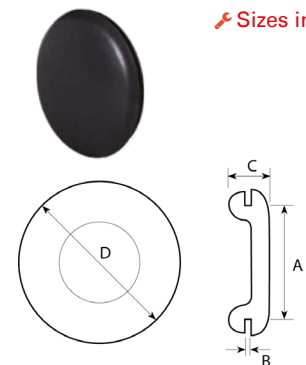
✂ Sizes in mm.



BLACK PVC BLANKING GROMMETS

PART NO.	A	B	C	D	QTY
0-452-39	9.3	1.6	6	13.4	50
0-452-42	12.3	1.6	6.4	16.2	50
0-452-46	15.8	1.6	5.9	19.0	50
0-452-50	20.2	1.6	6.2	24.2	50
0-452-55	25.0	1.6	7.3	29.2	25
0-452-62	31.7	1.6	7.2	38.1	10


✂ Sizes in mm.



FIXINGS & ACCESSORIES

CABLE TIES

STANDARD NYLON 6.6 CABLE TIES



✂ Save when you order 10 or more packs.

WHITE	BLACK	SIZE	QTY
-	0-002-52	100 x 2.5mm	100
-	0-002-50	120 x 4.8mm	100
-	0-002-40	140 x 3.6mm	100
-	0-002-53	160 x 2.5mm	100
-	0-002-59	200 x 7.6mm	100
0-002-33	0-002-54	200 x 2.5mm	100
-	0-002-46	200 x 4.8mm	100
-	0-002-65	250 x 4.8mm	100
-	0-002-55	295 x 3.6mm	100
0-002-29	0-002-47	300 x 4.8mm	100
-	0-002-48	300 x 7.6mm	100
-	0-002-56	370 x 4.8mm	100
-	0-002-49	370 x 7.6mm	100
0-002-37	0-002-57	430 x 9.0mm	100
-	0-002-68	550 x 9.0mm	100
-	0-002-09	730 x 12.7mm	100
-	0-002-69	762 x 9.0mm	100

PART NO.	COLOUR	SIZE	QTY
0-002-12	Blue	200 x 4.8mm	100
0-002-13	Brown	200 x 4.8mm	100
0-002-14	Green	200 x 4.8mm	100
0-002-15	Red	200 x 4.8mm	100
0-002-18	Yellow	200 x 4.8mm	100
0-002-20	Silver	300 x 4.8mm	100
0-002-21	Silver	370 x 4.8mm	100

MOULDED NYLON FIXING BASES FOR CABLE TIES



✂ Save when you order 10 or more packs.

- Adhesive backed
- For cable ties up to 5mm
- Base 28 x 28mm
- Screw fixing

PART NO.	DESCRIPTION	QTY
0-002-41	Black	25
0-002-51	White	25



- For cable ties up to 4.8mm
- Base 19 x 9.5mm
- Screw fixing

PART NO.	DESCRIPTION	QTY
0-002-42	Black	25



- For cable ties up to 9mm
- Base 23 x 15mm
- Screw fixing

PART NO.	DESCRIPTION	QTY
0-002-44	Black	25
0-002-45	White	25

CABLE CLIPS

CHASSIS CLIPS

- Zinc plated spring steel

PART NO.	DESCRIPTION	QTY
0-004-75	56 x 12.7mm	25
0-004-77	41 x 12.7mm	25
0-004-79	40 x 12.7mm	25
0-004-80	30 x 12.7mm	25



✂ 0-004-75



✂ 0-004-77



✂ 0-004-79



✂ 0-004-80

ADHESIVE BACKED NYLON CABLE CLIPS

 Save when you order 10 or more packs.

PART NO.	FOR CABLE UP TO	SIZE	QTY
0-004-83	3 - 5mm Ø	16 x 16mm	25
0-004-82	3 - 7mm Ø	25 x 25mm	25
0-004-81	8 - 12mm Ø	25 x 25mm	25



"P" CLIPS



- Fixing 6.6mm, zinc plated steel and TPE liner

PART NO.	FOR CABLE UP TO	QTY
1-002-81	Ø 5mm	25
1-002-82	Ø 8mm	25
1-002-83	Ø 10mm	25
1-002-84	Ø 13mm	25
1-002-85	Ø 16mm	25
1-002-86	Ø 21mm	25
1-002-87	Ø 25mm	25
1-002-88	Ø 35mm	25



- Nylon, adjustable with 5mm fixing hole

WHITE	BLACK	FOR CABLE UP TO	QTY
-	0-002-91	For Ø 4 - 6mm	25
0-002-72	0-002-92	For Ø 6 - 9mm	25
0-002-73	0-002-93	For Ø 9 - 14mm	25
0-002-74	0-002-94	For Ø 14 - 22mm	25
0-002-75	0-002-95	For Ø 22 - 30mm	25



- Solid brass

PART NO.	FOR CABLE UP TO	FIXING HOLE	QTY
0-002-67	Ø 10mm	5.0mm	25
0-002-63	Ø 15mm	5.0mm	25
0-002-64	Ø 20mm	6.4mm	25
0-003-59	Ø 25mm	5.0mm	25

With over 2000 parts, Durite is your one-stop shop for vehicle wiring.



We supply high quality products at affordable prices. Whether you are repairing or building a new harness, we have 100s of terminals, connectors, fuses, sleeves and more. In fact, over 99% of Durite Customers are satisfied with the quality and diversity of our 'Wiring Accessories' range.

HARNESS ACCESSORIES & TAPE

PVC TAPE

COLOURED PVC ADHESIVE TAPE

- 19mm x 5m roll

COLOUR	QTY 12
Assorted	0-557-00
Black	0-557-01
Red	0-557-05



0-557-00 Two of each - black, blue, green, red, white and yellow.

BLACK PVC ADHESIVE TAPE

- 19mm x 20m roll

PART NO.	QTY
0-615-00	10
5-615-00	1



BLACK PVC NON-ADHESIVE LOOM TAPE

- 19mm x 40m roll

PART NO.	QTY
0-592-00	10
5-592-00	1



SELF AMALGAMATING TAPE

SELF AMALGAMATING (PIB) TAPE

- Self amalgamating tape, 25mm x 3m roll
- Black Polyisobutylene

PART NO.	QTY
0-557-50	1



SELF AMALGAMATING/ HIGH VOLTAGE TAPE

- Self amalgamating tape, 19mm x 10m roll
- Black

PART NO.	QTY
0-557-52	1



CABLE & WIRING ACCESSORIES CABLE MANAGEMENT HARNESS ACCESSORIES & TAPE

ALUMINIUM TAPE

ALUMINIUM FOIL TAPE

- Aluminium foil tape



PART NO.	DESCRIPTION	QTY
0-557-37	48mm x 50m tape	1

ALUMINIUM COVERED TAPE & MAT

- Woven fibreglass adhesive tape or mat
- Protects cables, looms and pipes against abrasion and heat up to 815°C



PART NO.	DESCRIPTION	QTY
0-557-38	37mm x 4.5m tape	1
0-557-39	300 x 600mm mat	1

WOVEN EGYPTIAN COTTON TAPE

- Field coil tape with red centre guideline

DESCRIPTION	QTY 1	QTY 5
13mm x 50m roll	5-527-00	0-527-00
16mm x 50m roll	5-528-00	0-528-00



OTHER TAPE

FLEECE TAPE

- Black fleece tape
- For wiring looms



PART NO.	DESCRIPTION	QTY
0-527-50	19mm x 20m roll	1

DOUBLE SIDED FOAM TAPE

- Adhesive both sides



PART NO.	DESCRIPTION	QTY
0-557-80	12mm x 10m roll	1
0-557-81	19mm x 10m roll	1
0-557-82	25mm x 10m roll	1
0-557-83	50mm x 10m roll	1

DUCT TAPE

- 48mm x 50m
- General purpose
- Strong adhesive



PART NO.	DESCRIPTION	QTY
0-557-21	Black	1
0-557-29	Silver	1

MASKING TAPE

- Strong edges
- Easy tear



PART NO.	DESCRIPTION	QTY
0-557-60	25mm x 50m	1
0-557-61	50mm x 50m	1

POWER TRANSFER

CHARGING CLIPS

5A CLIPS



- 5A alligator clip, nickel plated steel
- 44mm long
- Jaw opening 13mm
- Ministry Ref. 5940.99.940.0856

PART NO.	QTY
0-140-05	50
0-261-00	10



- Insulating sleeves, red and black, moulded in soft PVC, for use on part 0-140-05 and 0-261-00 clips

PART NO.	QTY
0-140-01	5 pairs

25A CLIPS

- 25A crocodile clip, plated steel
- 76mm long
- Jaw opening 32mm
- Ministry Ref. 5940.99.940.0859



PART NO.	QTY
0-187-25	50
0-263-00	10

- One pair of 25A crocodile clips with one black and one red insulation sleeve
- 6.3mm male blade terminals

PART NO.	QTY
0-187-00	1 pair



- 25A crocodile clip, plated steel
- 76mm long
- Jaw opening 32mm
- 6.3mm male blade terminal

PART NO.	QTY
0-187-27	50
0-263-27	10



40A CLIP

- 40A crocodile clip, plated steel
- 82mm long
- Jaw opening 19mm
- Fitted with red and black plastic handles



PART NO.	QTY
0-186-00	1 pair

50A CLIP

- 50A crocodile clip, plated steel
- 102mm long
- Jaw opening 50mm



PART NO.	QTY
0-187-50	25
0-263-50	10

100A CLIP



- 100A crocodile clip, plated steel
- 183mm long
- Jaw opening 40mm
- Supplied with terminal, nut, bolt and red and black plastic covers

PART NO.	COLOUR	QTY
0-153-00	2 red, 2 black	2 pairs
0-153-01	Black only	1 clip
0-153-05	Red only	1 clip

200A CLIP



- 200A crocodile clip, solid copper
- 183mm long
- Jaw opening 40mm
- Supplied with terminal, nut, bolt and red and black plastic handles

PART NO.	COLOUR	QTY
0-153-50	2 red, 2 black	2 pairs
0-153-51	Black only	1 clip
0-153-55	Red only	1 clip

BOOSTER CABLES

135A LEADS



- Set of two slave leads, 266/0.30mm, 20mm², 135A PVC insulated cable
- Fitted with plated steel crocodile clips

PART NO.	LENGTH	QTY
0-204-00	2.5m long	1 set
0-205-00	5m long	1 set

170A LEADS



- Set of two heavy-duty slave leads, 322/0.30mm, 25mm², 170A PVC insulated cable
- Fitted with plated steel crocodile clips

PART NO.	LENGTH	QTY
0-204-10	2.5m long	1 set
0-205-10	5m long	1 set

170A WITH CONNECTORS



- Set of two heavy-duty slave leads, 322/0.30mm, 25mm², 170A PVC insulated cable with plated steel crocodile clips
- Fitted with 0-431-75 connectors at 1 metre in line

PART NO.	LENGTH	QTY
0-205-11	5m long	1 set

300A INSULATED LEADS

- Set of two extra heavy-duty slave leads, 539/0.30mm, 40mm², 300A PVC insulated cable
- Fitted with plated steel crocodile clips with copper braid bonded jaws

PART NO.	LENGTH	QTY
0-204-20	2.5m long	1 set
0-205-20	5m long	1 set



LOOKING FOR A BOOSTER PACK OR A HEAVY-DUTY TROLLEY CHARGER FOR 12V OR 24V VEHICLES. *See pages 272-274*

BATTERY LEADS

BATTERY TO BATTERY LEADS

25MM² CROSS SECTION



CONDUCTOR	CURRENT RATING	QTY
37/0.90mm	170A	5

AS ILLUSTRATED

PART NO.	LENGTH
0-622-06	150mm
0-622-09	225mm
0-622-12	300mm

40MM² CROSS SECTION



CONDUCTOR	CURRENT RATING	QTY
61/0.90mm	300A	5

AS ILLUSTRATED

PART NO.	LENGTH
0-621-06	150mm
0-621-09	225mm
0-621-12	300mm

REVERSE OF ILLUSTRATED

PART NO.	LENGTH
0-621-59	225mm
0-621-62	300mm

60MM² CROSS SECTION



CONDUCTOR	CURRENT RATING	QTY
61/1.13mm	415A	5

AS ILLUSTRATED

PART NO.	LENGTH
0-623-06	150mm
0-623-09	225mm
0-623-12	300mm

REVERSE OF ILLUSTRATED

PART NO.	LENGTH
0-623-59	225mm
0-623-62	300mm

UNIVERSAL BATTERY LEADS

20MM² CROSS SECTION



CONDUCTOR	CURRENT RATING	TERMINAL	QTY
266/0.30mm	135A	8mm	5

PART NO.	LENGTH	PART NO.	LENGTH
0-574-12	300mm	0-574-18	450mm
0-574-15	375mm	0-574-24	600mm

STARTER TO SWITCH LEADS

25MM² CROSS SECTION



CONDUCTOR	CURRENT RATING	TERMINALS
37/0.90mm	170A	8mm

QTY 1		QTY 5	
PART NO.	PART NO.	LENGTH	
5-662-12	0-662-12	300mm	
5-662-18	0-662-18	450mm	
5-662-24	0-662-24	600mm	

40MM² CROSS SECTION



CONDUCTOR	CURRENT RATING	TERMINALS
61/0.90mm	300A	10mm

QTY 1		QTY 5	
PART NO.	PART NO.	LENGTH	
5-661-12	0-661-12	300mm	
5-661-18	0-661-18	450mm	
5-661-24	0-661-24	600mm	

60MM² CROSS SECTION



CONDUCTOR	CURRENT RATING	TERMINALS
61/1.13mm	415A	10mm

QTY 5	
PART NO.	LENGTH
0-663-12	300mm
0-663-18	450mm

EARTH STRAPS

EARTH STRAPS, ROUND, HEAVY-DUTY, TINNED COPPER



CONDUCTOR	CURRENT RATING	Ø	TERMINAL	QTY
16/32/0.30mm	260A	13mm	9.5mm	5

PART NO.	LENGTH
2-742-12	300mm
2-742-21	525mm

BONDING STRAPS, FLAT, TINNED COPPER



CONDUCTOR	CURRENT RATING	WIDTH	HOLE	QTY
32/16/0.20mm	110A	24mm	10mm	5

PART NO.	LENGTH	PART NO.	LENGTH
0-568-06	150mm	0-568-15	375mm
0-568-09	225mm	0-568-18	450mm
0-568-12	300mm	0-568-21	525mm

BONDING STRAPS, ROUND, TINNED COPPER



CONDUCTOR	CURRENT RATING	Ø	TERMINAL	QTY
24/9/0.30mm	110A	10mm	8mm	5

PART NO.	LENGTH	PART NO.	LENGTH
0-567-09	225mm	0-567-15	375mm
0-567-12	300mm	0-567-18	450mm

BONDING STRAPS, ROUND, HEAVY-DUTY, TINNED COPPER



CONDUCTOR	CURRENT RATING	Ø	TERMINAL	QTY
16/32/0.30mm	260A	13mm	9.5mm	5

PART NO.	LENGTH	PART NO.	LENGTH
0-393-06	150mm	0-393-18	450mm
0-393-09	225mm	0-393-21	525mm
0-393-12	300mm		

COPPER BRAIDS

FLAT 8MM WIDE, TINNED COPPER



CONDUCTOR	CURRENT RATING	CROSS SECTIONAL AREA	COIL
24/5/0.20mm	35A	4mm ²	5M

PART NO.	LENGTH
0-190-00	8mm

FLAT 24MM WIDE, TINNED COPPER



CONDUCTOR	CURRENT RATING	CROSS SECTIONAL AREA	COIL
32/16/0.20mm	110A	16mm ²	10M

PART NO.	LENGTH
0-189-00	24mm

CABLE & WIRING ACCESSORIES POWER TRANSFER EARTH STRAPS

Ø10MM, TINNED COPPER



CONDUCTOR	CURRENT RATING	CROSS SECTIONAL AREA	COIL
24/9/0.30mm	110A	16mm ²	10M

PART NO.	LENGTH
0-288-00	10mm

Ø13MM, TINNED COPPER

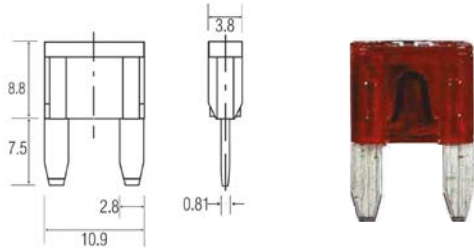


CONDUCTOR	CURRENT RATING	CROSS SECTIONAL AREA	COIL
16/32/0.30mm	260A	37mm ²	10M

PART NO.	LENGTH
0-566-00	13mm

**CIRCUIT PROTECTION
BLADE FUSES**

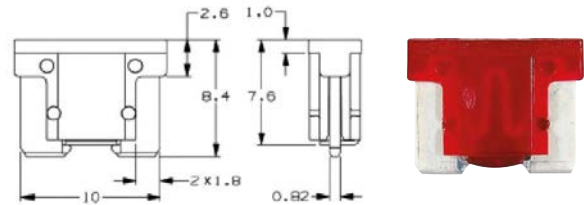
MINI BLADE TYPE



32V DC RATED **ISO8820** **UL248**

QTY 10		QTY 50		QTY 200		RATING	COLOUR
PART NO.	PART NO.	PART NO.	PART NO.	PART NO.	PART NO.		
0-372-02	0-372-52	-	-	-	-	2A	Grey
0-372-03	0-372-53	3-372-03	-	-	-	3A	Violet
-	0-372-54	-	-	-	-	4A	Pink
0-372-05	0-372-55	3-372-05	-	-	-	5A	Tan
0-372-07	0-372-57	3-372-07	-	-	-	7.5A	Brown
0-372-10	0-372-60	3-372-10	-	-	-	10A	Red
0-372-15	0-372-65	3-372-15	-	-	-	15A	Blue
0-372-20	0-372-70	3-372-20	-	-	-	20A	Yellow
0-372-25	0-372-75	-	-	-	-	25A	Neutral
0-372-30	0-372-80	-	-	-	-	30A	Green
0-372-50	-	-	-	-	-	Assorted	Assorted

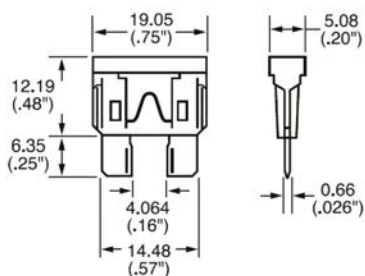
LOW PROFILE MINI BLADE TYPE



58V DC RATED

QTY 10		RATING	COLOUR
PART NO.	PART NO.		
0-371-02	0-371-02	2A	Grey
0-371-05	0-371-05	5A	Tan
0-371-10	0-371-10	10A	Red
0-371-15	0-371-15	15A	Blue

BLADE TYPE

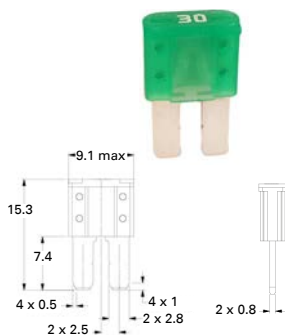


Looking for fuse holder?
See page 201-205

32V DC RATED ISO8820-3 UL24

QTY 10		QTY 50		QTY 200		QTY 10		QTY 50		QTY 200	
PART NO.	PART NO.	PART NO.	RATING	COLOUR	PART NO.	PART NO.	PART NO.	RATING	COLOUR	PART NO.	COLOUR
0-375-01	0-375-51	3-375-01	1A	Black	0-375-15	0-375-65	3-375-15	15A	Blue		
0-375-02	0-375-52	3-375-02	2A	Grey	0-375-20	0-375-70	3-375-20	20A	Yellow		
0-375-03	0-375-53	3-375-03	3A	Violet	0-375-25	0-375-75	3-375-25	25A	Neutral		
-	0-375-54	-	4A	Pink	0-375-30	0-375-80	3-375-30	30A	Green		
0-375-05	0-375-55	3-375-05	5A	Tan	-	0-375-85	-	35A	B/Green		
0-375-07	0-375-57	3-375-07	7.5A	Brown	0-375-40	0-375-90	-	40A	Orange		
0-375-10	0-375-60	3-375-10	10A	Red	0-375-50	-	-	Assorted	Assorted		

MICRO 2 BLADE TYPE




- Silver plated terminals
- Used on Vauxhall, Ford, JLR, Volvo, Fiat, Nissan vehicles

32V DC RATED ISO8820-3 SAE2741

QTY 10		QTY 50	
PART NO.	PART NO.	RATING	COLOUR
0-376-65	1-376-65	5A	Tan
0-376-67	1-376-67	7.5A	Brown
0-376-70	1-376-70	10A	Red
0-376-75	1-376-75	15A	Blue
0-376-80	1-376-80	20A	Yellow
0-376-82	1-376-82	25A	White
0-376-83	1-376-83	30A	Green

MICRO 3 BLADE TYPE

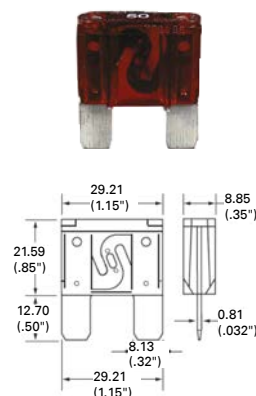


- 3 terminals with 2 fuse elements and common centre terminal
- Used on new Ford/Chrysler/Fiat vehicles

32V DC RATED ISO8820-3 SAE2741

QTY 10		
PART NO.	RATING	COLOUR
0-371-56	5A	Tan
0-371-59	7.5A	Brown
0-371-61	10A	Red
0-371-66	15A	Blue

MAXI BLADE TYPE



32V DC RATED ISO8820-3 DIN 72581-3E

PART NO.	RATING	COLOUR	QTY
0-377-20	20A	Yellow	2
0-377-30	30A	Green	2
0-377-40	40A	Orange	2
0-377-50	50A	Red	2
0-377-60	60A	Blue	2
0-377-70	70A	Tan	2
0-377-80	80A	Neutral	2

CABLE & WIRING ACCESSORIES CIRCUIT PROTECTION FUSES

FUSE TESTER PULLER



- Tests different size fuses
- LED light helps identify working fuses
- Tweezer end helps pull out faulty fuse

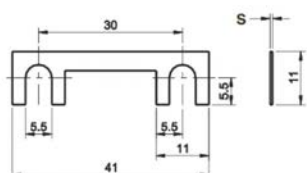
PART NO.	DESCRIPTION	QTY
0-534-29	Fuse tester puller	1



LOOKING FOR FUSE BOXES?
See pages 201–205.

BOLT DOWN FUSES

STRIP LINK FUSES



36V DC RATED		DIN 72581/2	
PART NO.	RATING	QTY	
0-378-30	30A	10	
0-378-40	40A	10	
0-378-50	50A	10	
0-378-60	60A	10	
0-378-80	80A	10	
0-378-10	100A	10	



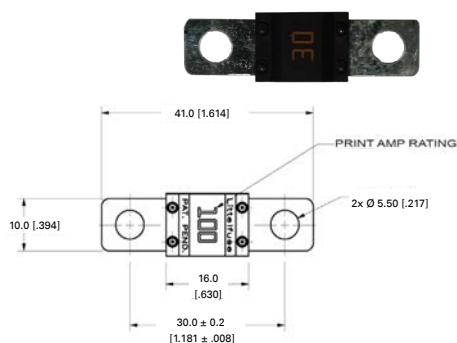
LOOKING FOR A MATCHING FUSE HOLDER? See page 202.

MIDI TYPE FUSES

32V DC RATED ISO8820-5 UL248

QTY 1		QTY 100	
PART NO.	PART NO.	RATING	COLOUR
0-378-13	3-378-13	30A	Orange
0-378-14	3-378-14	40A	Green
0-378-15	-	50A	Red
0-378-16	-	60A	Yellow
0-378-17	-	70A	Brown

QTY 1		
PART NO.	RATING	COLOUR
0-378-18	80A	White
0-378-20	100A	Blue
0-378-22	125A	Pink
0-378-25	150A	Grey
0-378-33	200A	Violet

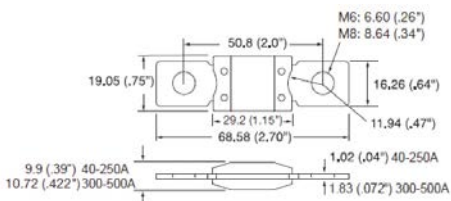


FOR STOCK AVAILABILITY VISIT WWW.DURITE.CO.UK OR CONTACT INFO@DURITE.CO.UK



CABLE & WIRING ACCESSORIES CIRCUIT PROTECTION FUSES

MEGA TYPE FUSES



PART NO.	RATING	COLOUR	QTY	PART NO.	RATING	COLOUR	QTY
0-376-10	100A	Yellow	1	0-376-25	250A	Pink	1
0-376-12	125A	Green	1	0-376-30	300A	Grey	1
0-376-15	150A	Orange	1	0-376-35	350A	Dark green	1
0-376-17	175A	White	1	0-376-40	400A	Purple	1
0-376-20	200A	Blue	1	0-376-55	500A	Brown	1
0-376-22	225A	Tan	1				

AFTERMARKET FUSES

AFTERMARKET MIDI TYPE FUSES



32V DC RATED PBT HOUSING ZINC BLADE

PART NO.	RATING	COLOUR	QTY	PART NO.	RATING	COLOUR	QTY
0-368-13	30A	Orange	1	0-368-17	70A	Brown	1
0-368-14	40A	Green	1	0-368-18	80A	White	1
0-368-15	50A	Red	1	0-368-20	100A	Blue	1
0-368-16	60A	Yellow	1	0-368-22	125A	Pink	1

AFTERMARKET BLADE TYPES



32V DC RATED TIN PLATED ZINC ALLOY

PART NO.	RATING	COLOUR	QTY	PART NO.	RATING	COLOUR	QTY
0-365-02	2A	Grey	50	0-365-15	15A	Blue	50
0-365-03	3A	Violet	50	0-365-20	20A	Yellow	50
0-365-05	5A	Tan	50	0-365-25	25A	Natural	50
0-365-07	7.5A	Brown	50	0-365-30	30A	Green	50
0-365-10	10A	Red	50	0-365-40	40A	Orange	50

AFTERMARKET MINI BLADE TYPE



32V DC RATED TIN PLATED ZINC ALLOY

PART NO.	RATING	COLOUR	QTY	PART NO.	RATING	COLOUR	QTY
0-362-03	3A	Violet	50	0-362-15	15A	Blue	50
0-362-05	5A	Tan	50	0-362-20	20A	Yellow	50
0-362-07	7.5A	Brown	50	0-362-25	25A	Natural	50
0-362-10	10A	Red	50	0-362-30	30A	Green	50

AFTERMARKET MEGA TYPE FUSE

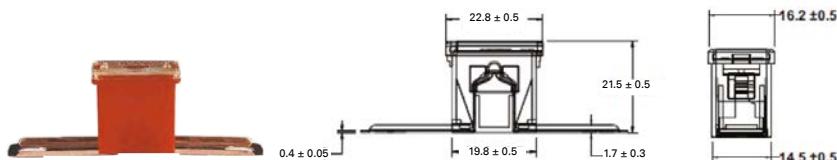


32V DC RATED PBT HOUSING ZINC BLADE

PART NO.	RATING	COLOUR	QTY	PART NO.	RATING	COLOUR	QTY
0-366-10	100A	Yellow	1	0-366-20	200A	Blue	1
0-366-12	125A	Green	1	0-366-22	225A	Tan	1
0-366-15	150A	Orange	1	0-366-25	250A	Pink	1
0-366-17	175A	White	1	0-366-55	500A	Brown	1

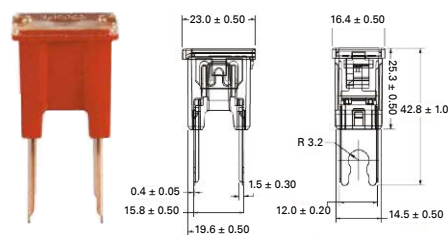
PAL TYPE FUSES, 32V DC RATED, JASO 0612

PAL TYPE MALE - LONG LEGS



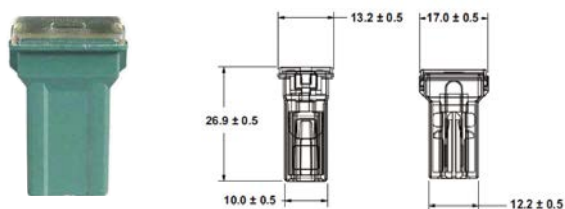
PART NO.	RATING	COLOUR	QTY
0-379-74	40A	Green	1
0-379-82	120A	White	1

PAL TYPE MALE



PART NO.	RATING	COLOUR	QTY	PART NO.	RATING	COLOUR	QTY
0-379-54	40A	Green	1	0-379-57	70A	Tan	1
0-379-55	50A	Red	1	0-379-58	80A	Black	1
0-379-56	60A	Yellow	1	0-379-60	100A	Blue	1
				0-379-62	120A	White	1

PAL TYPE FEMALE



PART NO.	RATING	COLOUR	QTY
0-379-13	30A	Pink	1
0-379-14	40A	Green	1



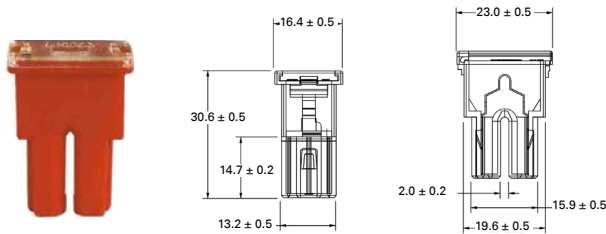
LOOKING FOR ASSORTED FUSE KITS?



See page 210.

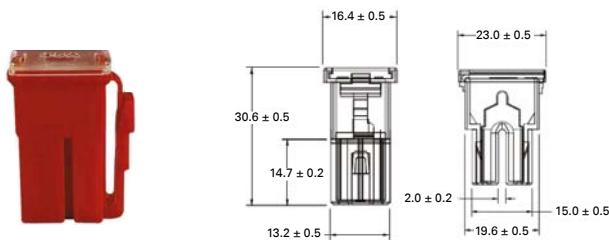
CABLE & WIRING ACCESSORIES CIRCUIT PROTECTION FUSES

PAL TYPE FEMALE



PART NO.	RATING	COLOUR	QTY
0-379-02	20A	Blue	1
0-379-03	30A	Pink	1
0-379-04	40A	Green	1
0-379-05	50A	Red	1
0-379-06	60A	Yellow	1

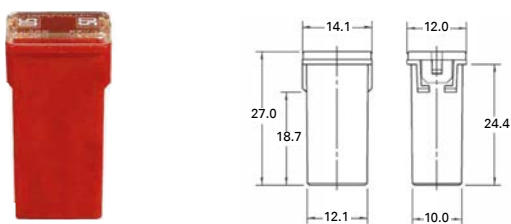
PAL TYPE FEMALE



PART NO.	RATING	COLOUR	QTY
0-379-44	45A	Red	1
0-379-46	65A	Black	1

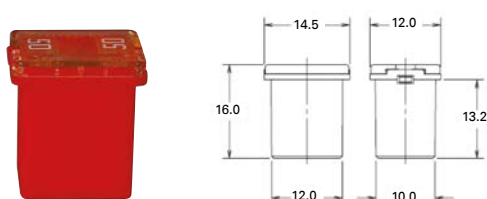
JCASE TYPE FUSES

JCASE FEMALE CARTRIDGE



PART NO.	RATING	COLOUR	QTY
0-379-32	20A	Blue	1
0-379-33	30A	Pink	1
0-379-34	40A	Green	1
0-379-35	50A	Red	1
0-379-36	60A	Yellow	1

JCASE FEMALE CARTRIDGE LOW PROFILE



PART NO.	RATING	COLOUR	QTY
0-379-15	20A	Blue	1
0-379-16	25A	White	1
0-379-17	30A	Pink	1
0-379-18	40A	Green	1
0-379-19	50A	Red	1
0-379-20	60A	Yellow	1

MCASE+ TYPE FUSES

MCASE+

32V DC RATED ISO8820-4 SAE2741

- Used on Vauxhall, Ford, JLR, Volvo, Fiat, Nissan

QTY 1		QTY 10	
PART NO.	PART NO.	RATING	COLOUR
0-379-08	1-379-08	15A	Grey
0-379-09	1-379-09	20A	Blue
0-379-10	1-379-10	25A	Natural
0-379-11	1-379-11	30A	Pink
0-379-12	1-379-12	40A	Green



CONTINENTAL

25MM CONTINENTAL



36V DC RATED DIN 72581-1

QTY 10		QTY 50	
PART NO.	PART NO.	RATING	COLOUR
-	0-230-55	5A	Yellow
0-230-08	0-230-58	8A	White
0-230-16	0-230-66	16A	Red
-	0-230-75	25A	Blue

MAINS TYPE FUSES

MAINS TYPE TO BS1362



PART NO.	RATING	COLOUR	QTY
0-696-03	3A	Red	10
0-696-05	5A	Black	10
0-696-13	13A	Brown	10
0-696-63	13A	Brown	50



LOOKING FOR FUSE HOLDER OR BOX FOR 25MM CONTINENTAL?

Fuse Holder 0-591-50 | Fuse Boxes 0-234-00 | See page 203 & 205.



GLASS FUSES

32MM FLAT ENDED X 6.3MM Ø



⚡ Blow rating is specified as double the continuous rating.

PART NO.	CONTINUOUS RATING	QTY
0-374-10	10A	10
0-374-15	15A	10

20MM X 5.0MM Ø RADIO, RAPID BLOW



PART NO.	RATING	QTY
0-373-01	1A	10
0-373-02	2A	10
0-373-15	15A	10

DIODES

MINI DIODE

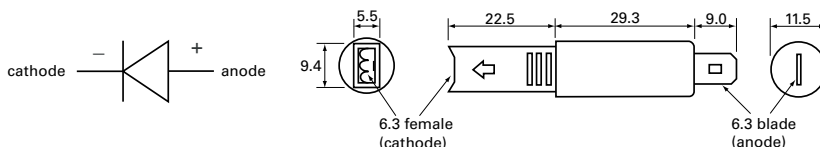


- Diode, mini fuse size, 1A 150V

PART NO.	QTY
0-372-00	10

UNIVERSAL INLINE DIODE

- Universal in-line diode, 10A 50VDC, with male (-) and female (+) 6.30mm Lucar terminals



PART NO.	QTY
0-834-10	10

⚡ For current to flow the diode must be forward biased by connecting the anode to positive and cathode to negative.

CIRCUIT BREAKERS

CIRCUIT BREAKER FOR 12/24 VOLT DC SYSTEMS

MINI BLADE FUSE TYPE

- Thermal with manual re-set
- Will replace standards mini blade fuses in many fuseholders and boxes


PART NO.	RATED AT	COLOUR	QTY
0-380-60	10A	Red	1
0-380-65	15A	Blue	1



BLADE FUSE TYPE

- Thermal bi-metallic with manual re-set
- Will replace standard blade fuses in many fuseholders and boxes

PART NO.	RATED AT	COLOUR	QTY
0-380-06	6A	Green	1
0-380-08	8A	Tan	1
0-380-10	10A	Red	1
0-380-15	15A	Blue	1
0-380-20	20A	Yellow	1
0-380-25	25A	White	1
0-380-30	30A	Light green	1



CABLE & WIRING ACCESSORIES CIRCUIT PROTECTION FUSES

CIRCUIT BREAKERS 12/24 VOLT



- Thermal bi-metallic with manual re-set and manual trip
- For panel hole, 11.2 x 10mm
- Supplied with 1 x hex nut, 1 x knurled ring

Screw connections.

PART NO.	RATED AT	QTY
0-381-55	5A	1
0-381-60	10A	1
0-381-65	15A	1
0-381-70	20A	1
0-381-75	25A	1
0-381-80	30A	1
0-381-85	35A	1
0-381-90	40A	1
0-381-95	45A	1
0-381-99	Circuit breaker dust cap	1



FOR STOCK AVAILABILITY VISIT WWW.DURITE.CO.UK

OR CONTACT INFO@DURITE.CO.UK



FLUSH MOUNT CIRCUIT BREAKERS

- 12/24V



PART NO.	RATED AT	QTY
0-382-55	50A flush mount	1
0-382-56	60A flush mount	1
0-382-58	80A flush mount	1
0-382-60	100A flush mount	1
0-382-65	150A flush mount	1
0-383-99	Mounting bracket	1



NOT FOUND WHAT YOU'RE LOOKING FOR?

DROP US AN EMAIL: INFO@DURITE.CO.UK

PANEL / BASE MOUNT TYPE

- Thermal bi-metallic with manual re-set and manual trip
- For panel mounting in 9.6mm diameter hole or on 6.3mm blade base, part numbers 0-384-98 blade or 0-384-99 screw



PART NO.	RATED AT	QTY
0-384-05	5A	1
0-384-07	7A	1
0-384-10	10A	1
0-384-15	15A	1
0-384-20	20A	1
0-384-25	25A	1
0-384-97	Splash proof cover for above	1

PANEL MOUNT TYPE

- Thermal bi-metallic with manual re-set
- For panel mounting in 12mm diameter hole



PART NO.	RATED AT	QTY
0-388-20	20A	1
0-388-30	30A	1
0-388-40	40A	1
0-388-50	50A	1
0-388-60	60A	1
0-388-70	70A	1
0-388-97	Splash proof cover for above	1

FUSE HOLDERS

BLADE FUSE HOLDERS

MINI BLADE FUSE HOLDERS



- With flying leads
- Snap-on splash proof cover
- Maximum fuse rating 15A continuous

PART NO.	QTY	PART NO.	QTY
0-372-90	5	3-372-90	100
5-372-90	1		



- 'Add a Circuit' type mini blade fuse holder, adds one extra fuse when use to replace a blade fuse in a fuse box
- Maximum fuse rating 10A continuous

PART NO.	QTY	PART NO.	QTY
0-372-99	5	3-372-99	100
5-372-99	1		

PANEL MOUNT BLADE FUSE HOLDER



- For mounting into a hole 22 x 11mm
- 6.3mm blade terminal
- Maximum fuse rating 30A continuous

PART NO.	QTY
0-376-50	10

MAXI BLADE IN-LINE FUSE HOLDER



- With flying leads
- Splash proof cover
- Maximum fuse rating of 100A continuous

PART NO.	QTY
0-377-90	1

MAXI BLADE FUSE HOLDER



- Supplied with 2 sizes of terminal for 4 - 10mm² cable
- Mounting bracket
- Can be clipped together to make multiple fuse block

PART NO.	QTY
0-377-00	1

BLADE FUSE HOLDERS



- With bracket
- Supplied with terminals
- Can be clipped together to make multiple fuse blocks
- Can also be gang mounted to relay bulkhead sockets
- Max cable size 1.25mm²
- Max fuse 15A

PART NO.	QTY
0-376-02	1
3-376-02	100



- Splash proof
- Complete with terminals for 0.5 - 1.5mm cable, silicon cable seals and bulkhead mounting plate
- Suitable for up to 30A blade fuses with a maximum continuous current 21A
- Can be clipped together to make multiple fuse block

PART NO.	QTY
0-376-03	1



- 6.3mm blade terminal
- Can be clipped together to make multiple fuse block

PART NO.	DESCRIPTION	QTY
0-376-00	Fuse holder	10
3-376-00	Fuse holder	250

BLADE FUSE HOLDERS



- 30A continuous rating
- With flying leads

PART NO.	QTY
0-376-60	5
3-376-60	100
5-376-60	1



- With flying leads
- Snap-on splash proof cover
- Maximum fuse rating 30A continuous

PART NO.	QTY
0-376-90	5
3-376-90	100
5-376-90	1



- 'Add a Circuit' type blade fuse holder, adds one extra fuse when used to replace a blade fuse in a fuse box
- Maximum fuse rating 10A continuous

PART NO.	QTY
0-376-99	5
5-376-99	1

STRIP LINK/MIDI FUSE HOLDERS

FOR MIDI FUSES

- For 0-378-xx range and MIDI range of fuses
- M5 studs

PART NO.	QTY
0-378-00	1
3-378-00	100
0-378-85	1
3-378-85	100



MEGA FUSE HOLDERS

FOR MEGA FUSES UP TO 500A

- For the MEGA range of fuses up to 500A rating
- M8 studs
- Side stackable & surface mounted

PART NO.	QTY
0-376-85	1
3-376-85	100



MICRO 2 & 3 FUSE HOLDER & FUSE TAP

FOR MICRO 3 FUSES UP TO 20A

- Maximum fuse rating of 20A
- Fuse tap add-on 20A



PART NO.	DESCRIPTION	QTY
0-371-99	Fuse Tap	5

FOR MICRO 2 FUSES UP TO 30A

- Maximum fuse rating of 30A
- Fuse tap add-on 25A



PART NO.	DESCRIPTION	QTY
0-376-89	Fuse Tap	5
0-376-91	Splash proof	5

CABLE & WIRING ACCESSORIES CIRCUIT PROTECTION FUSE HOLDERS

IN-LINE FUSE HOLDERS

FOR 32MM FUSES



- Moulded in black phenol
- Screw terminal cable connections
- Supplied with 30A fuse

PART NO.	QTY
0-591-00	5



- Splash proof - protected to IP66
- For fuses up to 10A rating
- Moulded in polybutylene with PVC grommets and a nitrile "O" ring
- Nickel plated brass screw terminal cable connection

PART NO.	QTY
0-584-90	5

DURITE

WE'RE ON SOCIAL MEDIA
FOLLOW US
@DURITELIMITED

PANEL MOUNTED FUSE HOLDERS

FOR 32MM FUSES



- For fuses up to 10A rating
- For mounting into Ø 13mm hole
- Bayonet retaining cap for fuse
- 6.3mm blade terminal cable connections
- Length 60mm

PART NO.	QTY
0-591-50	5
5-591-50	1

MEGA & MIDI TYPE FUSE BOX

FUSE BOX - 5 WAY



- Fuse box for bolt down fuses
- 1 x mega fuse and 4 x midi fuses
- Rated at 32V 500A mega fuse
- Rated at 200A for midi fuses
- M8 & M5, nuts and washers included

PART NO.	QTY
0-234-80	1

BLADE TYPE FUSE BOXES

BOTTOM CABLE ENTRY

- 6.3mm blade terminal cable connections with 2 hole fixing
- Supplied without fuses

✂ Cable entry from underneath.



PART NO.	DESCRIPTION	QTY
0-234-14	4-way fuse	1
0-234-16	6-way fuse	1

SIDE CABLE ENTRY

- 6.3mm blade terminal cable connections with 2 hole fixing
- Supplied without fuses



PART NO.	DESCRIPTION	QTY
0-234-24	4-way fuse	1
0-234-26	6-way fuse	1
0-234-28	8-way fuse	1
0-234-20	10-way fuse	1

FUSE BOX, 8-WAY



- Blade fuse box, through panel mounting
- 6.3mm blade terminals cable connections
- Supplied without fuses
- Cable entry from underneath

PART NO.	DESCRIPTION	QTY
0-234-18	8-way	1

FUSE BOX, 10-WAY



- Splash proof blade fuse box with LED indicators, max 25A per fuse, 150A total fuse box

PART NO.	DESCRIPTION	QTY
0-234-60	10-way	1

FUSE HOLDER, 16-WAY



- 16-way blade fuse holder
- Supplied complete with terminals with removable mounting feet

PART NO.	DESCRIPTION	QTY
0-234-66	16-way	1

BUSBAR FUSE BOXES - MINI BLADE

- For mini blade type fuses
- Common busbar for input with M5 stud and 6.3mm blade terminal outputs
- Maximum load 100A



PART NO.	DESCRIPTION	QTY
0-234-34	4-way fuse	1
0-234-36	6-way fuse	1
0-234-30	10-way fuse	1

BUSBAR FUSE BOXES - BLADE

- For blade type fuse
- Common busbar for input with M5 stud and 6.3mm blade terminal outputs
- Maximum busbar load 100A



PART NO.	DESCRIPTION	QTY
0-234-44	4-way fuse	1
0-234-46	6-way fuse	1
0-234-40	10-way fuse	1

LED FUSE BOXES AND BUSBARS

LED FUSE BOX, 6-WAY



- 32V
- 100A max
- 6-Way fuse box for input with M5 stud
- Wire input #4-6AWG, Output #12-16AWG
- Output terminal 30A max per circuit

PART NO.	DESCRIPTION	QTY
0-234-56	6-way	1

LED FUSE BOX, 10-WAY



- 32V
- 100A max
- 10-Way fuse box for input with M5 stud
- Wire input #4-6AWG, Output #12-16AWG
- Output terminal 30A max per circuit

PART NO.	DESCRIPTION	QTY
0-234-50	10-way	1

LED FUSE BOX & BUSBAR



- 32V
- 100A max
- 6-Way LED fuse box & bus bar
- M4 & M5 stud
- Output terminal 30A max per circuit

PART NO.	DESCRIPTION	QTY
0-234-76	6-way	1

LED FUSE BOX & BUSBAR



- 32V
- 100A max
- 12-Way LED fuse box & bus bar
- M4 & M5 stud
- Output terminal 30A max per circuit

PART NO.	DESCRIPTION	QTY
0-234-82	12-way	1



LOOKING FOR RELAY BOXES?

0-729-05 & 0-729-06 | See page 268



CONTINENTAL BOX

8A CONTINENTAL FUSES



- Continental type fuse box with screw terminals
- Supplied with 8A continental fuses

PART NO.	DESCRIPTION	QTY
0-234-00	4-way fuse	1

ASSORTMENT BOXES

ASSORTED PRE-INSULATED TERMINALS

RED PRE-INSULATED TERMINALS



- Suitable for cables 0.5-1.0mm²

PART NO.	PCS
0-203-01	260

BLUE PRE-INSULATED TERMINALS



- Suitable for cables 1.5-2.5mm²

PART NO.	PCS
0-203-02	280

YELLOW PRE-INSULATED TERMINALS



- Suitable for cables 3.0-6.0mm²

PART NO.	PCS
0-203-03	110

PUSH-ON ASSORTED PRE-INSULATED TERMINALS



- Suitable for cables 0.5-6.0mm²

PART NO.	PCS
0-203-04	221

RING & FORK ASSORTED PRE-INSULATED TERMINALS



- Suitable for cables 0.5-6.0mm²

PART NO.	PCS
0-203-05	205

ASSORTED PRE-INSULATED TERMINALS



- Suitable for cables 0.5-6.0mm²

PART NO.	PCS
0-203-06	365

HEATSHRINK PRE-INSULATED TERMINALS



PART NO.	PCS
0-203-07	160

CABLE & WIRING ACCESSORIES CIRCUIT PROTECTION ASSORTMENT BOXES

ASSORTED CONNECTOR BOXES

ASSORTED SUPERSEAL CONNECTORS



- Assorted superseal connectors, in a sectional plastic box, 180 pieces comprises of:
 3-011-62 x 5, 3-011-63 x 2, 3-011-64 x 1, 3-011-65 x 1,
 3-011-66 x 1, 3-011-60 x 40, 3-011-50 x 40, 3-011-52 x 5,
 3-011-53 x 2, 3-011-54 x 1, 3-011-55 x 1, 3-011-56 x 1,
 3-011-50 x 40

PART NO.	PCS
0-011-69	180

ASSORTED DEUTSCH DT CONNECTORS



- Assorted Deutsch DT connectors, in a sectional plastic box 152 pieces comprises of:
 3-011-42 & 3-111-42 x 5, 3-011-43 & 3-111-43 x 2, 3-011-44
 & 3-111-44 x 4, 3-011-46 & 3-111-46 x 1, 3-011-48 &
 3-111-48 x 1, 3-011-96 x 50, 3-001-32 & 3-111-32 x 5,
 3-011-33 & 3-111-33 x 2, 3-011-34 & 3-111-34 x 4, 3-011-36
 & 3-111-36 x 1, 3-011-38 & 3-111-38 x 1, 3-011-95 x 50

PART NO.	PCS
0-011-30	152

ASSORTED BLADE MULTIPLE CONNECTORS



- Assorted blade multi connectors, in a sectional plastic box, 286 pieces comprises of:
 0-011-16 x 2, 0-011-15 x 2, 0-011-14 x 4, 0-011-13 x 5,
 0-011-12 x 5, 0-011-10 x 5, 0-011-23 x 60, 0-011-24 x 60,
 0-011-06 x 2, 0-011-05 x 2, 0-011-04 x 4, 0-011-03 x 5,
 0-011-02 x 5, 0-011-01 x 5, 0-011-21 x 60, 0-011-22 x 60

PART NO.	PCS
0-011-00	286

ASSORTED MATE-N-LOCK CONNECTORS



- Assorted mate-n-lock connectors, in a sectional plastic box, 226 pieces comprises of:
 0-013-12 x 4, 0-013-13 x 3, 0-013-14 x 2, 0-013-16 x 2,
 0-013-17 x 2, 0-013-23 x 100, 0-013-02 x 4,
 0-013-03 x 3, 0-013-04 x 2, 0-013-06 x 2, 0-013-07 x 2,
 0-013-21 x 100

PART NO.	PCS
0-013-00	226



REFILL YOUR ASSORTMENT BOXES Parts available in single & bulk quantities

ASSORTED HDSCS CONNECTOR KIT



- Assorted HDSCS connector kit, in a sectional plastic box. 601 piece, 12 sizes, MCP 1.5 & 2.8 Receptacle Housings

Comprises of: 5 x 0-012-04, 5 x 0-012-05, 5 x 0-012-06, 4 x 0-012-07, 4 x 0-012-08, 4 x 0-012-09, 2 x 0-012-10, 4 x 0-012-11, 2 x 0-012-12, 2 x 0-012-13, 2 x 0-012-14, 2 x 0-012-15, 200 x 1.5mm Terminals, 200 x Grey Wire Seals, 80 x 2.8mm Terminals, 80 x Yellow Wire Seals

✂ For refills see page 174.

✂ HDSCS crimp tool see page 286.

PART NO.	PCS
0-012-03	601

ASSORTED DELPHI CONNECTOR KIT



- Assorted Delphi Connector kit, in a sectional plastic box. 364 pieces, 2.8mm blade housing & receptacle housing

Comprises of:

5 x 1-PIN Male, 5 x 1-PIN Female
 5 x 2-PIN Male, 5 x 2-PIN Female
 3 x 3-PIN Male, 3 x 3-PIN Female
 3 x 4-PIN Male, 3 x 4-PIN Female
 3 x 5-PIN Male, 3 x 5-PIN Female
 3 x 6-PIN Male, 3 x 6-PIN Female
 80 x Terminals, 80 x Pins, 160 x Rubber Grommets

PART NO.	PCS
0-011-80	364

NEW

ASSORTED SUPERSEAL CONNECTOR KIT



- Assorted superseal connector kit, in a sectional plastic box. 690 piece.

Comprises of: 10 x 0-011-51, 10 x 0-011-61, 10 x 0-011-52, 10 x 0-011-62, 10 x 0-011-53, 10 x 0-011-63, 5 x 0-011-54, 5 x 0-011-64, 5 x 0-011-55, 5 x 0-011-65, 5 x 0-011-56, 5 x 0-011-66, 150 x Male Terminals, 150 x Female Terminals, 300 x Wire Seals

PART NO.	PCS
0-011-70	690

✂ For refills see page 171.

NEW

ASSORTMENT BOX STAND



- H 470 x W 295 x D 220mm
- Holds up to 10 assortment boxes

PART NO.	QTY
STAND10	1



CABLE & WIRING ACCESSORIES CIRCUIT PROTECTION ASSORTMENT BOXES

ASSORTED GROMMETS

ASSORTED SIZED WIRING GROMMETS



- Wiring grommets in a sectionalised plastic box, 280 piece comprises of:
0-447-36 x 50, 0-447-39 x 50, 0-447-42 x 50, 0-447-46 x 50, 0-447-50 x 50, 0-447-55 x 30

PART NO.	PCS
0-447-30	280

ASSORTED SIZED BLANKING GROMMETS



- Blanking grommets in a sectionalised plastic box, 280 piece comprises of:
0-452-36 x 50, 0-452-39 x 50, 0-452-42 x 50, 0-452-46 x 50, 0-452-50 x 50, 0-452-55 x 30

PART NO.	PCS
0-452-30	280

ASSORTED HEATSHRINK BOXES

ADHESIVE LINED HEATSHRINK ASSORTMENT



- Contents: 0-329-09 x 15, 0-329-06 x 12, 0-329-04 x 25, 0-329-03 x 30, 0-329-12 x 15, 0-329-19 x 10
- Suitable for cables with inside \varnothing 3.2-19.0mm

PART NO.	PCS
0-329-00	175

HEATSHRINK ASSORTMENT



- Contents: 0-333-03 x 30, 0-333-04 x 30, 0-333-06 x 50, 0-333-09 x 25, 0-333-19 x 20, 0-333-12 x 20
- Suitable for cables with inside \varnothing 3.0-19.1mm

PART NO.	PCS
0-333-00	175



REFILL YOUR ASSORTMENT BOXES Parts available in single & bulk quantities.

ASSORTED COPPER TUBE BOXES

ASSORTED COPPER BUTT CONNECTORS



- For cables 10-95mm².
- Assorted copper butt connectors in a sectionalised plastic box, 100 pieces comprises of: 0-008-20 x 20, 0-008-30 x 30, 0-008-40 x 30, 0-008-50 x 5, 0-008-60 x 5, 0-008-70 x 5, 0-008-80 x 5

PART NO.	PCS
0-008-10	100

ASSORTED COPPER TUBE TERMINALS



- For cables 10mm²-95mm²
- Assorted copper tube terminals in a sectionalised plastic box, 78 pieces comprises of: 0-008-22 x 8, 0-008-23 x 8, 0-008-32 x 8, 0-008-33 x 8, 0-008-43 x 5, 0-008-44 x 5, 0-008-53 x 5, 0-008-54 x 5, 0-008-63 x 5, 0-008-64 x 5, 0-008-74 x 4, 0-008-75 x 4

PART NO.	PCS
0-008-15	78

ASSORTED FUSE KITS

MINI, BLADE & MAXI FUSE KIT



- 3A-60A
- Mini, blade & maxi fuse kit in a sectionalised plastic box contents: 0-372-05 x 15, 0-372-10 x 15, 0-372-15 x 15, 0-372-20 x 15, 0-372-30 x 15, 0-375-03 x 10, 0-375-05 x 20, 0-375-07 x 10, 0-375-10 x 20, 0-375-15 x 20, 0-375-20 x 20, 0-375-30 x 10, 0-377-30 x 3, 0-377-40 x 3, 0-377-50 x 3, 0-377-60 x 3

PART NO.	PCS
0-235-01	197

ASSORTED MICRO 2, MICRO 3 & M-CASE FUSES



- Assorted Micro 2, Micro 3 & M-case fuses, in a sectional plastic box, 86 pieces comprises of: 0-376-67 x 8, 0-376-75 x 8, 0-376-82 x 8, 0-371-55 x 5, 0-371-60 x 5, 0-379-08 x 2, 0-379-10 x 2, 0-379-12 x 2, 0-376-65 x 8, 0-376-70 x 8, 0-376-80 x 8, 0-376-83 x 8, 0-371-58 x 5, 0-371-65 x 5, 0-379-09 x 2, 0-379-11 x 2

PART NO.	PCS
0-235-05	86

MIDI, MEGA & STRIPLINK FUSE KIT



- 30A-250A
- Midi, mega & striplink fuse kit in a sectionalised plastic box contents: 0-376-10 x 3, 0-376-15 x 3, 0-376-20 x 3, 0-376-25 x 3, 0-378-13 x 5, 0-378-14 x 5, 0-378-15 x 5, 0-378-16 x 5, 0-378-20 x 5, 0-378-30 x 10, 0-378-40 x 10, 0-378-50 x 10

PART NO.	PCS
0-235-04	67

J-CASE & PAL FUSE KIT



- 20A-120A
- J-Case & PAL fuse kit in a sectionalised plastic box contents: 0-379-32 x 4, 0-379-33 x 4, 0-379-34 x 4, 0-379-36 x 4, 0-379-15 x 4, 0-379-17 x 4, 0-379-18 x 4, 0-379-20 x 4, 0-379-58 x 2, 0-379-60 x 2, 0-379-62 x 2, 0-379-03 x 2, 0-379-02 x 2, 0-379-44 x 2, 0-379-05 x 2, 0-379-06 x 2

PART NO.	PCS
0-235-02	48

05

POWER CONVERSION



MODIFIED WAVE INVERTERS 212

SINE WAVE INVERTERS 214

VOLTAGE CONVERTERS 220

**OVER 45 MODELS TO
CHOOSE FROM. GET
POWER ANYWHERE,
ANYTIME!**



POWER INVERTERS

A power inverter converts DC Battery power to Mains AC power. This enables anyone to power electrical devices remotely. Power inverters are commonly used in both the commercial and the leisure markets.

“ Get AC power anywhere, anytime. ”

MODIFIED WAVE OR SINE WAVE?



MODIFIED

- ✓ Economical option
- ✓ Ideal for simpler current loads such as lighting and motors
- ✓ Works with most equipment
- ✓ An approximate reproduction of Mains power



SINE

- ✓ Suitable for all applications
- ✓ Ideal for sensitive electronic devices such as laptops and TVs
- ✓ An exact reproduction of Mains power

MODIFIED WAVE INVERTERS

Full technical specifications can be found on pages 216-217.

COMPACT MODIFIED WAVE INVERTERS

- 110VAC or 230VAC output
- Suitable for smart charging vehicles
- Fast USB charging 2.1A output
- Protected against overload, over temperature, low battery & short-circuits with warning light
- 230VAC inverters are supplied with 2 x standard 3-pin BS1363 UK socket outlet, on/off/remote switch. (Only 1 socket on 140W model)
- 110VAC inverter supplied with 1 x IEC 60909-2 socket, rated 32A and on/off/remote switch (Supports EURO 6 Requirements)
- E-Marked, EMC, R10 approved



3000W, 110VAC



3000W



2000W

	PART NO.	WATTS	QUIESCENT CURRENT	VAC	QTY
12V	0-856-00	140W	<0.45A	230VAC	1
	0-856-03	150W	<0.45A	230VAC	1
	0-856-06	500W	<0.3A	230VAC	1 NEW
	0-856-20	1000W	<0.35A	230VAC	1 1
	0-856-25	1500W	<0.4A	230VAC	1 1
	0-856-27	2000W	<0.5A	230VAC	1 1
	0-856-42	3000W	<0.6A	230VAC	1 1
	0-856-41	3000W	<0.5A	110VAC	1 1
24V	0-856-70	1000W	<0.35A	230VAC	1 3
	0-856-75	1500W	<0.4A	230VAC	1 3
	0-856-67	1500W	< 0.4A	110VAC	1 NEW
	0-856-77	2000W	<0.35A	230VAC	1 3



1500W

1000W



150W

Adjustable cigarette lighter plug

140W



Smaller in size & more economical



Fast USB Charging

🔑 REMOTE CONTROLS: See corresponding numbers

1 0-856-95

2 0-856-96

3 0-856-97

4 0-856-98

POWER CONVERSION MODIFIED WAVE INVERTERS

APPLICATIONS

	125W	250W	500W	1000W	1500W	2000W	2500W	3000W
Radio Laptop Phone charger	✓	✓	✓	✓	✓	✓	✓	✓
Television DVD player		✓	✓	✓	✓	✓	✓	✓
Electric drills Work lights			✓	✓	✓	✓	✓	✓
Power tools Coffee maker				✓	✓	✓	✓	✓
Microwave (>600W) Kettle					✓	✓	✓	✓
Large power tool Combination of appliances						✓	✓	✓
Small fridge Freezer Combination of appliances							✓	✓
Electric heaters Combination of appliances								✓

Full technical specifications can be found on pages 216-217.

HEAVY-DUTY MODIFIED WAVE INVERTERS

- Input 10-16VDC or 22-33VDC to 230VAC 50Hz output
- Protected against over load, over temperature, low battery and short circuit
- Supplied with 1 or 2 standard UK 3-pin socket outlets, on/off switch

	PART NO.	WATTS	VAC	QUIESCENT CURRENT	QTY
12V	0-856-02	250W	230VAC	<0.65A	1
	0-856-05	500W	230VAC	<0.95A	1
	0-856-10	1000W	230VAC	<0.45A	1 (4)
	0-856-15	1500W	230VAC	<0.60A	1 (4)
	0-856-22	2200W	230VAC	<1.2A	1 (4)
	0-856-30	3000W	230VAC	<1.0A	1 (4)
24V	0-856-51	125W	230VAC	<0.25A	1
	0-856-52	250W	230VAC	<0.65A	1
	0-856-55	500W	230VAC	<0.95A	1
	0-856-60	1000W	230VAC	<0.30A	1 (4)
	0-856-66	1500W	110VAC	<0.35A	1 (4)
	0-856-65	1500W	230VAC	<0.30A	1 (4)
	0-856-72	2200W	230VAC	<0.70A	1 (4)
	0-856-80	3000W	230VAC	<0.90A	1 (4)



3000W & 2200W



1500W



1500W, 110VAC



1000W



500W



250W



125W

REMOTE CONTROLS: See corresponding numbers

1 0-856-95

2 0-856-96

3 0-856-97

4 0-856-98

SINE WAVE INVERTERS

Full technical specifications can be found on pages 218-219.

COMPACT SINE WAVE INVERTER

ROBUST & POWERFUL

- 230VAC output
- LCD Panel Display with fault code reader / diagnostics (2000W, 2500W & 3000W only)
- 11-15.5VDC (Supports EURO 6 Requirements)
- Protected against overload, over temperature, low battery & short-circuits with warning light
- Fast USB charging 2.1A output
- Supplied with 2 x standard 3-pin BS1363 UK socket outlets, on/off/remote switch and remote control
- E-Marked, EMC, R10.05 approved



Light & compact



USB fast charging



High peak capacity for start-up demands



3000W, 2500W, 2000W

PART NO.	WATTS	QUIESCENT CURRENT	VOLTAGE	QTY
0-857-60	600W	<0.85A	12V	1 2
0-857-10	1000W	≤1.0A	12V	1 2
0-857-16	1500W	≤1.0A	12V	1 2
0-857-20	2000W	≤1.0A	12V	1 1
0-857-25	2500W	≤1.5A	12V	1 1
0-857-30	3000W	≤1.5A	12V	1 1
0-857-66	1500W	≤0.7A	24V	1 3
0-857-75	2500W	≤1.0A	24V	1 3

600W, 1000W, 1500W, 2000W, 2500W, 3000W

LCD

LCD display (excl. 600W)



1500W, 2500W (24V)



1500W



1000W



600W



2000W, 2500W & 3000W display



24V display



1000W & 1500W display

REMOTE CONTROLS: See corresponding numbers

1 0-856-95

2 0-856-96

3 0-856-97

4 0-856-98

Full technical specifications can be found on pages 218–219.

HEAVY-DUTY SINE WAVE INVERTERS

- Range from 125W to 2700W
- Protected against overload, over temperature, low battery & short-circuits with warning light
- Supplied with up to 2 x standard 3-pin BS1363 UK socket outlet, on/off/remote switch
- E-Marked, EMC, R10 approved

PART NO.	WATTS	QUIESCENT CURRENT	VOLTAGE	QTY
0-857-02	250W	<0.8A	12V	1
0-857-05	500W	<0.9A	12V	1
0-857-15	1500W	<1.3A	12V	1 4
0-857-22	2200W	<1.5A	12V	1 4
0-857-31	3000W	<0.2A	12V	1 5
0-857-52	250W	<0.6A	24V	1
0-857-58	800W	<0.7A	24V	1 4
0-857-65	1500W	<0.7A	24V	1 4
0-857-72	2200W	<1.0A	24V	1 4
0-857-77	2700W	<1.5A	24V	1 4



3000W
with adjustable output
voltage 200/220/230/240 &
30A 12V charger



2700W



2200W



1500W



800W



500W



250W

REMOTE CONTROLS: See corresponding numbers **1** 0-856-95 **2** 0-856-96 **3** 0-856-97 **4** 0-856-98 **5** 0-856-94

POWER CONVERSION MODIFIED WAVE INVERTERS SPECIFICATIONS

12V MODIFIED WAVE INVERTERS SPECIFICATIONS

	0-856-00 (12V)	0-856-03 (12V)	0-856-02 (12V)	0-856-06 (12V)	0-856-05 (12V)	0-856-10 (12V)	0-856-20 (12V)
	Compact	Compact	Heavy-duty	Compact	Heavy-duty	Heavy-duty	Compact
OUTPUT POWER	140W	150W	250W	500W	500W	1000W	1000W
OUTPUT SURGE (5 SEC)	280W	300W	1000W	1000W	1500W	2000W	2000W
AC OUTPUT V	230V	230V	230V	230V	230V	230V	230V
REGULATION	±5%	Yes	±10%	±10%	±10%	±5%	±10%
OUTPUT WAVEFORM	Modified	Modified	Modified	Modified	Modified	Modified	Modified
DC INPUT V	10-15V	11-15V	12-15V	11-15.5V	12-15V	12-15V	11-15.5V
LOW BATTERY ALARM	10V ± 0.5V	-	10.5V ± 0.5V	10.5V ± 0.3V	10.5V ± 0.5V	10.5V ± 0.5V	10.2V - 10.8V
LOW V SHUTDOWN	9.5V ± 0.5V	10.5V ± 0.3V	10V ± 0.5V	9.5V ± 0.3V	10V ± 0.5V	10V ± 0.5V	9.2V - 9.8V
FREQUENCY ±1%	50Hz	50Hz ±3Hz	50Hz	50Hz ±3Hz	50Hz	50Hz	50Hz ± 3Hz
EFFICIENCY	85%	85%	90%	85%	90%	90%	85% Max
NO-LOAD CURRENT	< 0.45A	<0.45A	< 0.65A	< 0.3A	< 0.95A	< 0.45A	< 0.35A
OVERTEMP PROTECTION	60° + 10°C	85°C	55°C ± 5°C	60° ± 5°	55°C ± 5°C	55°C ± 5°C	60° ± 5°C
COOLING FAN	No	Yes	Yes	Yes	Yes	Yes	Yes
OVERLOAD PROTECTION	Yes	Yes	Yes	Yes	Yes	Yes	Yes
SHORT CIRCUIT PROTECTION	Yes	Yes	Yes	Yes	Yes	Yes	Yes
DIMENSIONS (L X W X H)	160 x 70 x 70mm	65 x 72.7 x 176mm	158 x 240 x 76mm	242 x 103 x 59mm	303 x 240 x 76mm	363 x 240 x 76mm	238 x 165 x 69mm
NET WEIGHT	0.428Kg	0.255Kg	1.77Kg	1.09kg	3.16Kg	3.84Kg	1.701Kg
APPROVALS	CE Marked, EMC	CE, UKCA, RoHS	E-Marked	CE, UKCA, EMC, R10	E-Marked	E-Marked	CE Marked EMC, R10

	0-856-15 (12V)	0-856-25 (12V)	0-856-27 (12V)	0-856-41 (12V)	0-856-22 (12V)	0-856-30 (12V)	0-856-42 (12V)
	Heavy-duty	Compact	Compact	Compact	Heavy-duty	Heavy-duty	Compact
OUTPUT POWER	1500W	1500W	2000W	3000W	2200W	3000W	3000W
OUTPUT SURGE (5 SEC)	3000W	3000W	4000W	6000W	4400W	6000W	6000W
AC OUTPUT V	230V	230V	230V	110V	230V	230V	230V
REGULATION	±5%	±10%	±10%	±10%	±5%	±5%	±10%
OUTPUT WAVEFORM	Modified	Modified	Modified	Modified	Modified	Modified	Modified
DC INPUT V	12-15V	11-15.5V	11-15.5V	11-15V	10-16V	12-15V	11-15.5V
LOW BATTERY ALARM	10.5V ± 0.5V	10.2V - 10.8V	10.2V - 10.8V	10.5V ± 0.3V	11V ± 0.5V	11V ± 0.5V	10.2V - 10.8V
LOW V SHUTDOWN	10V ± 0.5V	9.2V - 9.8V	9.2V - 9.8V	9.5V ± 0.3V	10.5V ± 0.5V	10V ± 0.5V	9.2V - 9.8V
FREQUENCY ±1%	50Hz	50Hz ± 3Hz	50Hz ± 3Hz	50Hz ± 3Hz	50Hz	50Hz	50Hz ± 3Hz
EFFICIENCY	90%	85% Max	85% Max	85%	90%	90%	85%
NO-LOAD CURRENT	< 0.6A	< 0.4A	< 0.5A	< 0.5A	< 1.2A	< 1A	<0.6A
OVERTEMP PROTECTION	55°C ± 5°C	60° ± 5°C	60° ± 5°C	60° ± 5°C	55°C ± 5°C	55°C ± 5°C	60° ± 5°C
COOLING FAN	Yes	Yes	Yes	Yes	Yes	Yes	Yes
OVERLOAD PROTECTION	Yes	Yes	Yes	Yes	Yes	Yes	Yes
SHORT CIRCUIT PROTECTION	Yes	Yes	Yes	Yes	Yes	Yes	Yes
DIMENSIONS (L X W X H)	408 x 240 x 76mm	261 x 165 x 69mm	367.6 x 218 x 98.5mm	455 x 220 x 100mm	470 x 203 x 116mm	400 x 135 x 148mm	424.6x 218.4 x 98.5mm
NET WEIGHT	4.6Kg	2.153Kg	4.32Kg	6.1Kg	4.9Kg	5.9Kg	5.26Kg
APPROVALS	E-Marked	CE Marked EMC, R10	CE Marked EMC, R10	RoHS	CE Marked, EMC	CE Marked, EMC	CE Marked EMC, R10

POWER CONVERSION MODIFIED WAVE INVERTERS SPECIFICATIONS

24V MODIFIED WAVE INVERTERS SPECIFICATIONS

	0-856-51 (24V)	0-856-52 (24V)	0-856-55 (24V)	0-856-60 (24V)	0-856-70 (24V)	0-856-66 (24V)
	Heavy-duty	Heavy-duty	Heavy-duty	Heavy-duty	Compact	Heavy-duty
OUTPUT POWER	125W	250W	500W	1000W	1000W	1500W
OUTPUT SURGE (5 SEC)	450W	1000W	1500W	2000W	2000W	3000W
AC OUTPUT V	230V	230V	230V	230V	230V	110V
REGULATION	±10%	±10%	±10%	±5%	±10%	±5%
OUTPUT WAVEFORM	Modified	Modified	Modified	Modified	Modified	Modified
DC INPUT V	20-33V	20-33V	20-33V	20-33V	22-32.5V	20-33V
LOW BATTERY ALARM	21V ± 1.0V	21V ± 1.0V	21V ± 1.0V	21V ± 1.0V	20.4V - 21.6V	21V ± 1.0V
LOW V SHUTDOWN	20V ± 1.0V	20V ± 1.0V	20V ± 1.0V	20V ± 1.0V	18.4V - 19.6V	20V ± 1.0V
FREQUENCY ±1%	50Hz	50Hz	50Hz	50Hz	50Hz ± 3Hz	50Hz
EFFICIENCY	90%	90%	90%	90%	85% Max	90%
NO-LOAD CURRENT	< 0.25A	< 0.65A	< 0.95A	< 0.3A	< 0.35A	< 0.35A
OVERTEMP PROTECTION	55°C ± 5°C	55°C ± 5°C	55°C ± 5°C	55°C ± 5°C	60° ± 5°C	55°C ± 5°C
COOLING FAN	No	Yes	Yes	Yes	Yes	Yes
OVERLOAD PROTECTION	Yes	Yes	Yes	Yes	Yes	Yes
SHORT CIRCUIT PROTECTION	Yes	Yes	Yes	Yes	Yes	Yes
DIMENSIONS (L X W X H)	138 x 240 x 76mm	158 x 240 x 76mm	303 x 240 x 76mm	363 x 240 x 76mm	238 x 165 x 69mm	408 x 240 x 76mm
NET WEIGHT	1.5Kg	1.77Kg	3.16Kg	3.84Kg	1.686Kg	4.6Kg
APPROVALS	E-Marked	E-Marked	E-Marked	E-Marked	CE Marked, EMC	E-Marked

	0-856-65 (24V)	0-856-67 (24V)	0-856-75 (24V)	0-856-77 (24V)	0-856-72 (24V)	0-856-80 (24V)
	Heavy-duty	Compact	Compact	Compact	Heavy-duty	Heavy-duty
OUTPUT POWER	1500W	1500W	1500W	2000W	2200W	3000W
OUTPUT SURGE (5 SEC)	3000W	3000W	3000W	4000W	4400W	6000W
AC OUTPUT V	230V	115V	230V	230V	230V	230V
REGULATION	±5%	± 10%	± 10%	± 10%	± 5%	± 5%
OUTPUT WAVEFORM	Modified	Modified	Modified	Modified	Modified	Modified
DC INPUT V	20-33V	22V-31V	22-32.5V	22-30V	20-33V	20-33V
LOW BATTERY ALARM	21V ± 1.0V	21V ± 0.6V	20.4V - 21.6V	20.4V - 21.6V	21V ± 1V	21V ± 1V
LOW V SHUTDOWN	20V ± 1.0V	19V ± 0.6V	18.4V - 19.6V	18.4V - 19.6V	20V ± 1V	20V ± 1V
FREQUENCY ±1%	50Hz	60Hz ± 3Hz	50Hz ± 3Hz	50Hz ± 3Hz	50Hz	50Hz
EFFICIENCY	90%	85%	85% Max	85% Max	90%	90%
NO-LOAD CURRENT	< 0.30A	< 0.4A	< 0.4A	< 0.5A	< 0.7A	< 0.9A
OVERTEMP PROTECTION	55°C ± 5°C	60° ±5°	60° ± 5°C	60° ± 5°C	55°C ± 5°C	55°C ± 5°C
COOLING FAN	Yes	Yes	Yes	Yes	Yes	Yes
OVERLOAD PROTECTION	Yes	Yes	Yes	Yes	Yes	Yes
SHORT CIRCUIT PROTECTION	Yes	Yes	Yes	Yes	Yes	Yes
DIMENSIONS (L X W X H)	408 x 240 x 76mm	310 x 165 x 70mm	261 x 165 x 69mm	367.6 x 218.4 x 98.5mm	470 x 203 x 116mm	400 x 135 x 148mm
NET WEIGHT	4.6Kg	2.35kg	2.133Kg	4.32Kg	4.9Kg	5.9Kg
APPROVALS	E-Marked	CE Marked, EMC, R10	CE Marked, EMC	CE Marked, EMC, R10	CE Marked, EMC	CE Marked, EMC

POWER CONVERSION SINE WAVE INVERTERS SPECIFICATIONS

12V SINE WAVE INVERTERS SPECIFICATIONS

	0-857-02 (12V) Heavy-duty	0-857-05 (12V) Heavy-duty	0-857-60 (12V) Compact	0-857-10 (12V) Compact	0-857-15 (12V) Heavy-duty
OUTPUT POWER	250W	500W	600W	1000W	1500W
OUTPUT SURGE (5 SEC)	750W	1500W	1200W	2000W	3000W
AC OUTPUT V	230V	230V	230V	230V	230V
REGULATION	±3%	±3%	±10%	±10%	±5%
OUTPUT WAVEFORM	Pure sine	Pure sine	Pure sine	Pure sine	Pure sine
DC INPUT V	12-15V	12-15V	11-15.5V	11V-15V	10-16.5V
LOW BATTERY ALARM	10.5V ± 0.5V	10.5V ± 0.5V	10.2V - 0.8V	10.5V ± 0.3V	10.5V ± 0.5V
LOW V SHUTDOWN	10V ± 0.5V	10V ± 0.5V	9.2V - 9.8V	9.5V ± 0.3V	10V ± 0.5V
HIGH V SHUTDOWN	16V ± 0.5V	16V ± 0.5V	16V ± 0.5V	15.5V ± 0.5V	16V ± 0.5V
FREQUENCY ±1%	50Hz	50Hz	50Hz ±0.5Hz	50Hz ± 1Hz	50Hz
EFFICIENCY	85%	85%	85% Max	85% Max	85%
NO-LOAD CURRENT	< 0.8A	< 0.9A	< 0.85A	≤1A	<1.3A
OVERTEMP PROTECTION	60°C ± 10°C	60°C ± 10°C	60°C ± 5°C	60°C ± 10°C	60°C ± 10°C
COOLING FAN	Yes	Yes	Yes	Yes	Yes
OVERLOAD ALARM	> 300W	> 600W	> 690W	Yes	> 1500W
OVERLOAD SHUTDOWN	300 ~ 390W	600 ~ 780W	690W ~ 755W	1100W ~ 1350W	1500W ~ 1700W
RESET	1 ~ 5 sec	1 ~ 5 sec	1 ~ 2 sec	1 ~ 5 sec	1 ~ 5 sec
SHORT CIRCUIT PROTECTED	Yes	Yes	Yes	Yes	Yes
DIMENSIONS (L X W X H)	300 x 170 x 76mm	375 x 170 x 76mm	245 x 201 x 93.9mm	290 x 201 x 92.7mm	420 x 223 x 103mm
NET WEIGHT	2.35Kg	3.12Kg	2.196Kg	3.93Kg	6.2Kg
APPROVALS	CE EMC	CE EMC R10	CE EMC R10	CE EMC R10.05	CE EMC R10

	0-857-16 (12V) Compact	0-857-20 (12V) Compact	0-857-22 (12V) Heavy-duty	0-857-25 (12V) Compact	0-857-30 (12V) Compact	0-857-31 (12V) Heavy-duty
OUTPUT POWER	1500W	2000W	2200W	2500W	3000W	3000W
OUTPUT SURGE (5 SEC)	3000W	4000W	4400W	5000W	6000W	6000W
AC OUTPUT V	230V	230V	230V	230V	230V	200-240V
REGULATION	±10%	±10%	5%	±10%	±10%	±10%
OUTPUT WAVEFORM	Pure sine	Pure sine	Pure sine	Pure sine	Pure sine	Pure sine
DC INPUT V	11V-15V	11V-15V	10-16V	11V-15V	11V-15V	11-15V
LOW BATTERY ALARM	10.5V ± 0.3V	10.5V ± 0.3V	10.5V ± 0.5V	10.5V ± 0.3V	10.5V ± 0.3V	10-11.5 ± 0.5V
LOW V SHUTDOWN	9.5V ± 0.3V	9.5V ± 0.3V	10V ± 0.5V	9.5V ± 0.3V	9.5V ± 0.3V	9.5-11V ± 0.5V
HIGH V SHUTDOWN	15.5V ± 0.5V	16V ± 0.3V	16V ± 0.5V	16V ± 0.3V	16V ± 0.3V	16.5 ± 0.38V
FREQUENCY	50Hz ±1Hz	50Hz ± 0.5Hz	50Hz	50Hz ± 0.5Hz	50Hz ± 0.5Hz	50/60Hz
EFFICIENCY	85% Max	85% Max	85%	85% Max	85% Max	90%
NO-LOAD CURRENT	≤1A	≤1A	< 1.5A	≤1.5A	≤1.5A	< 3.0A
OVERTEMP PROTECTION	60°C ± 10°C	60°C ± 10°C	60°C ± 10°C	60°C ± 10°C	60°C ± 10°C	60°C ± 10°C
COOLING FAN	Yes	Yes	Yes	Yes	Yes	Yes
OVERLOAD ALARM	Yes	Yes	> 2640W	Yes	Yes	Yes
OVERLOAD SHUTDOWN	1550W ~ 1700W	2050W ~ 2100W	2640W ~ 3540W	2550W ~ 2600W	3050W ~ 3100W	3300W+
RESET	1 ~ 5 sec	1 ~ 5 sec	1 ~ 5 sec	1 ~ 5 sec	1 ~ 5 sec	1 sec
SHORT CIRCUIT PROTECTED	Yes	Yes	Yes	Yes	Yes	Yes
DIMENSIONS (L X W X H)	325.8 x 201 x 92.7mm	495 x 270 x 139mm	480 x 289 x 100mm	495 x 270 x 139mm	495 x 270 x 139mm	600 x 247 x 100mm
NET WEIGHT	4.08Kg	9.70Kg	9.41Kg	10.57Kg	10.55Kg	10.0kg
APPROVALS	CE EMC R10.05	CE EMC R10.05	CE EMC	CE EMC R10.05	CE EMC R10.05	CE EMC R10.06

POWER CONVERSION SINE WAVE INVERTERS SPECIFICATIONS

24V SINE WAVE INVERTERS SPECIFICATIONS

	0-857-52 (24V) Heavy-duty	0-857-58 (24V) Heavy-duty	0-857-65 (24V) Heavy-duty	0-857-66 (24V) Compact	0-857-72 (24V) Heavy-duty	0-857-75 (24V) Compact
OUTPUT POWER	250W	800W	1500W	1500W	2200W	2500W
OUTPUT SURGE (5 SEC)	750W	1600W	3000W	3000W	4400W	5000W
AC OUTPUT V	230V	230V	230V	230V	230V	230V
REGULATION	±3%	5%	±5%	±10%	5%	±10%
OUTPUT WAVEFORM	Pure sine	Pure sine	Pure sine	Pure sine	Pure sine	Pure sine
DC INPUT V	20-33V	20-33V	20-33V	22-30V	20-33V	22V-30V
LOW BATTERY ALARM	21V ± 1V	21V ± 1V	21V ± 1V	21V ± 0.4V	21V ± 1V	21V ± 0.4V
LOW V SHUTDOWN	20V ± 1V	20V ± 1V	20V ± 1V	19V ± 0.4V	20V ± 1V	19V ± 0.4V
HIGH V SHUTDOWN	32V ± 1V	32V ± 1V	32V ± 1V	32V ± 0.4V	32V ± 1V	32V ± 0.4V
FREQUENCY ±1%	50Hz	50Hz	50Hz	50Hz	50Hz	50Hz
EFFICIENCY	85%	85%	85%	85%	85%	85%
NO-LOAD CURRENT	< 0.6A	< 0.7A	0.7A	0.7A	< 1.0A	< 1.0A
OVERTEMP PROTECTION	60°C ± 10°C	60°C ± 10°C	60°C ± 10°C	60°C ± 10°C	60°C ± 10°C	60°C ± 10°C
COOLING FAN	Yes	Yes	Yes	Yes	Yes	Yes
OVERLOAD ALARM	> 300W	> 960W	> 1500W	> 1500W	> 2640W	> 2500W
OVERLOAD SHUTDOWN	300 ~ 390W	960W ~ 1280W	1500W ~ 1700W	1500W ~ 1800W	2640W ~ 3540W	2660W ~ 2850W
RESET	1 ~ 5 sec	1 ~ 5 sec	1 ~ 5 sec	1 ~ 5 sec	1 ~ 5 sec	1 ~ 5 sec
SHORT CIRCUIT PROTECTED	Yes	Yes	Yes	Yes	Yes	Yes
DIMENSIONS (L X W X H)	300 x 170 x 76mm	390 x 223 x 103mm	420 x 223 x 103mm	374 x 210 x 101mm	480 x 289 x 100mm	495 x 270 x 139mm
NET WEIGHT	2.35Kg	6.18Kg	6.2Kg	4.5Kg	9.4Kg	10.6Kg
APPROVALS	CE EMC	CE EMC	CE EMC R10	E-Marked EMC R10.06	CE EMC	E-Marked EMC R10.06

	0-857-77 (24V) Heavy-duty
OUTPUT POWER	2700W
OUTPUT SURGE (5 SEC)	5400W
AC OUTPUT V	230V
REGULATION	5%
OUTPUT WAVEFORM	Pure sine
DC INPUT V	20-33V
LOW BATTERY ALARM	21V ± 1V
LOW V SHUTDOWN	20V ± 1V
HIGH V SHUTDOWN	32V ± 1V
FREQUENCY ±1%	50Hz
EFFICIENCY	85%
NO-LOAD CURRENT	< 1.5A
OVERTEMP PROTECTION	60°C ± 10°C
COOLING FAN	Yes
OVERLOAD ALARM	> 3240W
OVERLOAD SHUTDOWN	3240W ~ 4320W
RESET	1 ~ 5 sec
SHORT CIRCUIT PROTECTED	Yes
DIMENSIONS (L X W X H)	540 x 289 x 100mm
NET WEIGHT	10.4Kg
APPROVALS	CE EMC

VOLTAGE CONVERTERS

24V TO 12V

A range of 24V to 12V voltage converters featuring silicon encapsulated components in a proven design, for reliability and low quiescent current. Type approved to 72/245/EEC as amended by 95/54/EEC, e11.

1.5A CONTINUOUS, 2A INTERMITTENT LOAD



- For radio
- Linear construction

PART NO.	DESCRIPTION	QTY
0-578-00	Non-isolated return switch mode	1

5A CONTINUOUS, 7A INTERMITTENT LOAD



- For radios & phones

PART NO.	DESCRIPTION	QTY
0-578-05	Isolated return switch mode	1
0-578-55	40mA output Isolated return switch mode	1

10A CONTINUOUS, 15A INTERMITTENT LOAD



- For most applications including heavy-duty communications

PART NO.	DESCRIPTION	QTY
0-578-10	Isolated return switch mode	1

22A CONTINUOUS, 28A INTERMITTENT LOAD



- For most applications including heavy-duty communications

PART NO.	DESCRIPTION	QTY
0-578-22	Isolated return switch mode	1

12V TO 24V

12V to 24V voltage converter featuring silicon encapsulated components in a proven design, for reliability and low quiescent current. Type approved to 72/245/EEC as amended by 95/54/EEC.

10A CONTINUOUS, 15A INTERMITTENT



- Quiescent current consumption 190mA
- L 150 x W 85 x H 38mm

PART NO.	DESCRIPTION	QTY
0-578-20	Non-isolated return switch mode	1

POWER CONVERSION VOLTAGE CONVERTERS 12V TO 24V & 24V TO 12V

24V TO 12V

A range of 24 to 12V voltage converters of a reliable established design, featuring the latest technology to give high conversion efficiency, typically greater than 85%, low quiescent current, and excellent reliability. Installed with a single, clip-on bracket. CE, EMC, e11, e13 and ISO approved for automotive applications.

3A CONTINUOUS, 6A INTERMITTENT LOAD

- For radios, CD players and mobile telephones



PART NO.	DESCRIPTION	QTY
0-578-03	Non-isolated return switch mode	1

6A CONTINUOUS, 10A INTERMITTENT LOAD

- For radio, CD players and mobile telephones



PART NO.	DESCRIPTION	QTY
0-578-06	Non-isolated return switch mode	1

12A CONTINUOUS, 18A INTERMITTENT LOAD

- Switch mode non-isolated return
- For multiple applications or some high power audio systems



PART NO.	DESCRIPTION	QTY
0-578-12	Non-isolated return switch mode	1

18A CONTINUOUS, 21A INTERMITTENT LOAD



- For multiple applications or high power audio systems

PART NO.	DESCRIPTION	QTY
0-578-18	Non-isolated return switch mode	1

24A CONTINUOUS, 30A INTERMITTENT LOAD



- For high power audio systems and high frequency radio transmission
- Meeting Petroleum Institute recommendations

PART NO.	DESCRIPTION	QTY
0-578-24	Non-isolated return switch mode	1



@ WWW.DURITE.CO.UK

+44 (0) 1255 555 200

✉ SALES@DURITE.CO.UK

VOLTAGE CONVERTERS SPECIFICATIONS

	MODEL 0-578-XX	00	05	55	10	22	20	03	06	12	18	24	
TYPE	LINEAR, NON-ISOLATED RETURN	•											
	SWITCH MODE, ISOLATED RETURN		•	•	•	•							
	SWITCH MODE, NON-ISOLATED RETURN						•	•	•	•	•	•	
LOAD	CONTINUOUS A	1.5	5	5	10	22	10	3	6	12	18	24	
	INTERMITTENT A	2	7	7	15	28	15	6	10	18	21	30	
	QUIESCENT CURRENT MILLI-AMPS	6	100	350	100	120	110	15	15	15	15	15	
VOLTAGE	INPUT VOLTAGE VDC	20-32					10 -15		20-32				
	OUTPUT VOLTAGE VDC	½ THE INPUT VOLTAGE					24V ±5%		13.6 VDC +15% -20% REGULATED				
APPROVAL	EMC	TYPE APPROVED TO 72/245/EEC AS AMENDED IN 95/94/EC, e11						CE, e11, e13, 2006/96/EC, 2004/108/EC, 93/68/EEC, VIDG5 AES					
PROTECTION	OVERCURRENT	•	•	•	•	•	•	•	•	•	•	•	
	OVERHEAT	•	•	•	•	•	•	•	•	•	•	•	
	OVERVOLTAGE							•	•	•	•	•	
	TRANSIENTS	•	•	•	•	•	•	•	•	•	•	•	
	REVERSE CONNECTION							•	•	•	•	•	
DIMENSIONS	LENGTH (MM)	85	95	95	150	180	150	68	88	126	166	166	
	WIDTH (MM)	100	85	85	85	123	85	87	87	87	87	87	
	HEIGHT (MM)	30	46	46	46	46	38	50	50	50	50	50	
	WEIGHT (G)	220	465	465	726	1240	520	205	260	410	600	600	



SIGN UP TO DURITE'S E-NEWS FOR THE LATEST PRODUCT, INDUSTRY & REGULATORY NEWS. WWW.DURITE.CO.UK



06

EQUIPMENT & ACCESSORIES



**VAST RANGE OF
ACCESSORIES
COVERING 12V AND
24V APPLICATIONS.**

SPLIT CHARGING	224
POWER PLUGS & SOCKETS	228
TRAILER PLUGS	232
GAUGES	237
RETRACTABLE CABLES	242
WIPER BLADES & EQUIPMENT	245
HORNS	250
AERIALS	253
FANS	253
OIL & FUEL PUMPS	254

SPLIT CHARGING VOLTAGE SENSITIVE RELAYS

VOLTAGE SENSITIVE RELAY

PROGRAMMABLE, 12V, 200A

“ 200A smart relay. ”



12V, 200A



Suitable for split charging



9 programmes



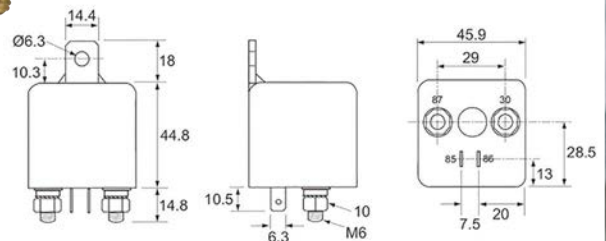
LED programme indication



12V

SMART CAPABILITIES NOW ALLOW FOR USE WITH THE LATEST RANGE OF VEHICLES FITTED WITH SMART ALTERNATORS AND REGENERATIVE BRAKING SYSTEMS

- 12V, 200A capacity
- Microprocessor control with 9 available programmes
- Manual override function
- Suitable for split charging or battery saving duties
- L 45.9 x W 45.9 x H 77.6mm



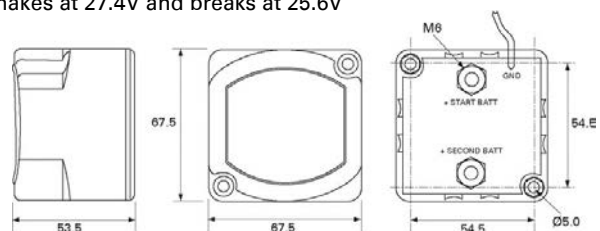
PART NO.	DESCRIPTION	QTY
0-727-43	12V	1

VOLTAGE SENSITIVE RELAY, 140A WITH RED LED INDICATOR



The Durite Voltage Sensitive relay allows split charging of second battery bank without discharging the primary/start battery. They are available in both 12V and 24V.

- 12V sensitive relay. Relay makes at 13.3V and breaks at 12.65V
- 24V sensitive relay. Relay makes at 27.4V and breaks at 25.6V
- L 68 x W 54 x H 68mm
- CE approved



PART NO.	DESCRIPTION	QTY
0-727-33	12V	1
0-727-83	24V	1

Additional information:

A 5 second delay operates when the voltage falls below the cut-out voltage to prevent nuisance cut-out due to high intermittent loads on the battery. Supplied with self tapping screws and ring crimp terminal for ground lead.

ELECTRONIC SPLIT CHARGERS

“
Designed to work
with stop-start
technology.
”

UNIVERSAL SPLIT CHARGER

12VDC TO 12VDC 30A



30A



3 stage micro
processor



Compatible

USING INTELLIGENT SOFTWARE TO CONTROL THE MICROPROCESSOR, THE DURITE UNIVERSAL SPLIT CHARGER AUTOMATICALLY CONTROLS THE CHARGING OF A SECONDARY OR AUXILIARY BATTERY.

- Monitor the voltage and ensure the battery is charged in the most efficient manner once the main battery is fully charged
- Designed to be compatible with EURO6 vehicles and all those fitted with smart alternators
- Supplied with 500mm flying leads
- CE, EMC R10



12VDC to 12VDC

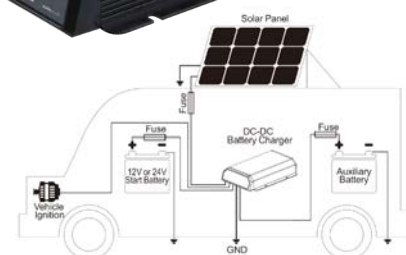
PART NO.	DESCRIPTION	QTY
0-852-62	12VDC to 12VDC 30A split charger	1

40A DC TO DC BATTERY CHARGER

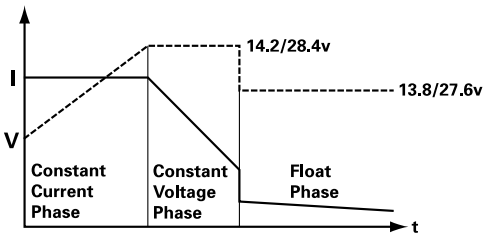
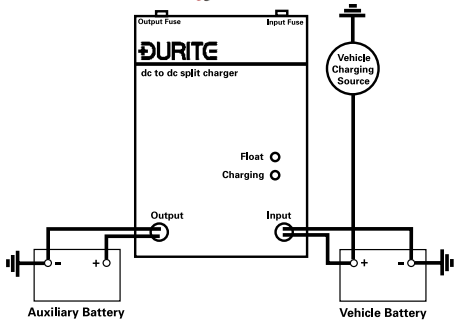
The Durite DC to DC battery charger has excellent efficiency, is compact & robust. Workable for both 12V and 24V alternators. Suits 12V lead acid batteries and 12V LiFePO4 batteries. Supports solar panel input and has maximum power point tracking (MPPT); allowing solar panels to work at the maximum power point.

- 40A
- Dual input Solar, STD, AGM, GEL, CAL and LiFePo4
- Protected to IP66
- Over heat, over voltage, under voltage, reverse polarity protection
- Smart alternator compatible
- E-Marked R10 EMC, UKCA, CE approved
- L 188 x W 127 x H 39mm

PART NO.	DESCRIPTION	QTY
0-852-30	DC to DC battery charger	1



ELECTRONIC SPLIT CHARGER



The Durite electronic split charger uses the latest technology to produce a split charging capability that allows an auxiliary battery system to be independently charged from a vehicle system.

- Microprocessor controlled
- Automatic 3 stage charging: Constant current, constant voltage and float
- Charge status LED indication
- Reverse polarity protection
- Short circuit protection
- Auto cut in and drop out
- Isolates different voltage systems
- Output controlled to maximum current
- Can be permanently connected
- Will not discharge the vehicles batteries

✂ For Euro 6 vehicles see part no. 0-852-62.

PART NO.	DESCRIPTION	QTY
0-852-50	24VDC to 12VDC 20A split charger	1
0-852-51	12VDC to 24VDC 10A split charger. Will not charge the 24V battery until the 12V batteries are charged or being charged	1
0-852-52	12VDC to 12VDC 20A split charger	1
0-852-53	24VDC to 24VDC 10A split charger	1

BATTERY ISOLATORS

VOLTAGE SENSITIVE BATTERY ISOLATOR RELAY, 12V 150A WITH LED INDICATORS



Voltage sensitive battery isolator relay, with LED indicators. Automatically disconnects non essential loads from the battery to prevent start battery being discharged, can be manually overridden.

- 12V 150A Relay makes at 12.8V and breaks at 11.0V
- Cut-in/out delay - 10 seconds
- 2 x M6 bolts
- L 72 x W 72 x H 36mm
- CE approved

PART NO.	DESCRIPTION	QTY
0-727-35	12V 150A voltage sensitive battery isolator relay	1

EQUIPMENT & ACCESSORIES SPLIT CHARGING BATTERY ISOLATORS

12/24V, SOLID STATE BATTERY GUARD



12/24V, solid state battery guard, monitors the battery voltage and disconnect load when the battery voltage reaches a pre-determined level. The voltage level at which the device operates to disconnect or reconnect the load to the battery can be set to one of 10 different programmes by the installer using a simple bridge and integral LED indicator. The unit also has an alarm circuit to power an audio and/or visual indicator to warn of imminent disconnect, allowing the operator 50 secs to rectify the situation before disconnecting. A 10 second delay is built in prior to an alarm, to prevent spurious warnings. The alarm circuit is limited to 500mA maximum, if a higher current is required a relay with a diode must be used, 0-727-14 for 12V and 0-727-26 for 24V.

- Quiescent current is below 10mA for all versions
- Appropriate terminals and insulating covers are provided with each unit
- Protected to IP65
- ECE and CE approved

Pre-programmed voltage settings:

12V		24V	
DISCONNECT	CONNECT	DISCONNECT	CONNECT
10.5V	12.0V	21.0V	24.0V
10.0V	11.5V	20.0V	23.0V
9.5V	11.5V	19.0V	23.0V
11.0V	13.5V	22.5V	26.5V
11.5V	13.5V	23.0V	27.5V
10.5V	12.5V	21.0V	25.0V
11.5V	12.5V	23.0V	25.5V
11.0V	12.5V	23.5V	25.5V
12.0V	13.0V	24.0V	26.0V
10.0V	13.0V	20.0V	26.5V

PART NO.	DESCRIPTION	QTY
0-852-02	20A in-line version, L 155 x W 30 x H 15mm	1
0-852-04	40A version, with provision for external on/off switch L 76 x W 78 x H 33mm	1
0-852-10	100A version with provision for external on/off switch and override switch L 124 x W 97 x H 51mm	1
0-852-20	200A version, with provision for external on/off switch L 127 x w 97 x h 51mm	1



FOR MORE INFO, VISIT WWW.DURITE.CO.UK OR CONTACT INFO@DURITE.CO.UK

PLUGS & SOCKETS

POWER PLUGS

USB EXTENSION WITH PANEL



- USB-A 3.0 Female to Male
- 2.0m Extension

NEW

PART NO.	QTY
0-875-99	1

USB & TYPE C PORT



- 12/24V
- USB QC 3.0, 5V-3A
- USB type C 5V, 3.1A

PART NO.	QTY
0-601-14	1

USB PORT & DOUBLE ADAPTOR



- 12V
- 4 LED supply voltage indication
- Internal 10A fuse

PART NO.	QTY
0-601-92	1

12V PLUG - DOUBLE ADAPTOR



- Plug supplying a double socket
- 10A maximum at 12V

PART NO.	QTY
0-601-90	1

PLUG WITH GREEN LED INDICATOR



- Fits most cigarette lighter sockets with red adapter, or DIN socket with the red adapter removed
- Internal 8A fuse

PART NO.	QTY
0-601-16	1

DIN PLUG/ANGLED DIN PLUG



- 16A maximum



PART NO.	DESCRIPTION	QTY
0-601-26	DIN plug	1
0-601-27	Angled DIN plug	1

RETRACTABLE CABLE - 1 PLUG



- Rated at 5A, 12V for continuous use
- 2.45m

PART NO.	QTY
0-601-50	1

RETRACTABLE CABLE - PLUG & SOCKET



- Rated at 5A, 12V for continuous use
- 2.45m

PART NO.	QTY
0-601-55	1

EQUIPMENT & ACCESSORIES CIGARETTE LIGHTERS POWER SOCKETS

POWER SOCKETS

VOLTMETER ILLUMINATED, 28MM

- Voltmeter
- LCD Display
- Fits 28mm panel socket



PART NO.	DESCRIPTION	QTY
0-534-10	Single 6-30V	1
0-534-05	Dual 12/24/48V	1

USB PORT FOR PANEL MOUNT

- 12/24V
- Voltmeter
- 3.0 USB
- 1x 3.0A QC port, 1x C type charge port
- Black ABS plastic
- For 29.2mm diameter panel hole



PART NO.	QTY
0-534-15	1

DUAL USB PORT

- 12/24V
- Two USB ports 2.1A 5V
- Black ABS plastic
- For Ø29.2mm panel mount hole



PART NO.	QTY
0-601-15	1

USB PORT SOCKET

- 12/24V
- 3.1A 5V USB socket
- Black ABS plastic
- 2 x 6.3mm male blade terminals

Compatible with LED Modular Rocker Switches on page 130.



PART NO.	QTY
0-790-00	1

USB 2-PORT SOCKET USB-A USB-C 12/24V

- 18W QC Dual USB Socket
- Suitable for 12/24V application
- 3.0 USB-A & USB-C
- 5V/3A, 9V/2A, 12V/1.5A
- Supplied with standard nut
- For Ø28mm panel mount hole



PART NO.	QTY
0-601-20	1

NEW

USB 2-PORT SOCKET QC3.0 USB-C X 2 12/24V

- 30W QC Dual USB Socket
- Suitable for 12/24V application
- 2 x 3.0 USB-C
- 5V/3A, 9V/2A, 12V/1.5A
- Supplied with standard nut
- For Ø28mm panel mount hole



PART NO.	QTY
0-601-21	1

NEW

USB SOCKETS 1 X USB-A AND 1X USB-C

- 48W QC Dual USB Socket
- Suitable for 12/24V application
- Waterproof IP67
- QC 3.0 - 5V 3A / 9V 2A / 12V 1.5A
- PD 3.0 - 5V 3A / 9V 3A / 12V 2.5A
- For Ø29mm panel mount hole



PART NO.	QTY
0-601-17	1

NEW

USB SOCKETS 2 X USB-A

- 24W QC Dual USB Socket
- Suitable for 12/24V application
- Waterproof IP67
- 5V 4.8A (2.4A + 2.4A)
- For Ø29mm panel mount hole



PART NO.	QTY
0-601-22	1

NEW

EQUIPMENT & ACCESSORIES CIGARETTE LIGHTERS POWER SOCKETS

12V POWER SOCKET



- 36.5mm diameter
- For Ø28mm panel mount hole

PART NO.	QTY
0-601-07	1

20A POWER SOCKET



- For 28mm panel hole
- 20A maximum

PART NO.	QTY
0-601-01	1

10A POWER SOCKET



- Power socket with cover
- For 28mm panel hole
- 100mm flying leads
- 10A maximum

PART NO.	QTY
0-601-03	1

POWER SOCKET WITH BRACKET



- Power socket with cover and bracket
- 100mm flying leads
- 15A maximum

PART NO.	QTY
0-601-11	1

12V CIGARETTE SOCKET



- For 28mm diameter panel hole
- 36.6mm diameter
- Black cover

PART NO.	QTY
0-601-09	1

DIN SOCKET



- For 18mm diameter panel hole
- 16A maximum
- ISO 4165



PART NO.	DESCRIPTION	QTY
0-601-19	Din Socket	1
0-601-29	Spring Loaded Cap	1

SURFACE MOUNTING DIN SOCKET



- Supplied with two fixing screws
- 16A maximum
- ISO 4165

PART NO.	QTY
0-601-69	1



INVERTER WITH POWER PLUG See page 212.

ACCESSORIES

RETRACTABLE CABLE

- Sheathed in black polyethylene
- Rated at 6A, 12V for continuous use
- 2.45 metres working length
- 2 x 24/0.20mm
- PVC insulated



PART NO.	QTY
0-601-06	1

ACCESSORY POWER SOCKET

- Accessory power socket with cigarette lighter socket
- 250mm cable and crocodile clips
- Rated at 5A at 12V for continuous use



PART NO.	QTY
0-601-91	1

FRONT PANEL, 28MM HOLE



For fitments of 28mm diameter sockets. Panel is placed on top of the socket.

PART NO.	DESCRIPTION	QTY
0-601-51	1-hole panel	1
0-601-57	2-hole panel	1

REAR PANEL, 28MM HOLE



For fitments of 28mm diameter sockets. Panel is placed behind the socket.

PART NO.	DESCRIPTION	QTY
0-601-52	1-hole panel	1
0-601-58	2-hole panel	1

MOUNTING HOUSING, 28MM

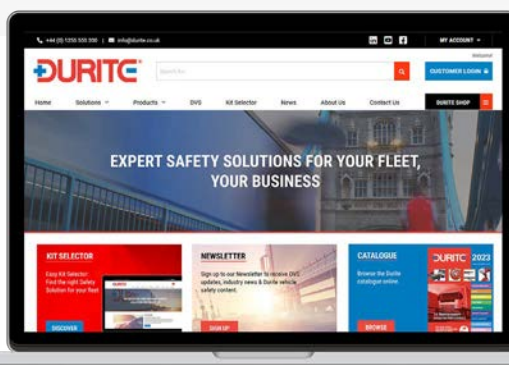


For fitments of 28mm diameter sockets.

PART NO.	DESCRIPTION	QTY
0-601-61	1-hole panel	1
0-601-62	2-hole panel	1



SIGN UP TO DURITE'S E-NEWS FOR THE LATEST PRODUCT, INDUSTRY & REGULATORY NEWS.
WWW.DURITE.CO.UK



TRAILER PLUGS

12V PLUGS AND SOCKETS

ISO1724 7-PIN PLUGS & SOCKETS (12N)

N type connector:

Regular connector which supplies all trailer & caravan road lighting from 12V towing vehicle (excluding reverse).

- Complies with ISO1724
- Lighting connections between traction vehicle and trailer

Socket



Plug



METAL			PLASTIC		
PART NO.	DESCRIPTION	QTY	PART NO.	DESCRIPTION	QTY
0-692-16	7-pin plug	5	0-693-16	7-pin plug	5
5-692-16	7-pin plug	1	5-693-16	7-pin plug	1
0-692-19	Socket with cover	5	0-693-19	Socket with cover	5
5-692-19	Socket with cover	1	5-693-19	Socket with cover	1
0-692-09	Socket with fog lamp cut out	5	0-693-09	Socket with fog lamp cut out	5
5-692-09	Socket with fog lamp cut out	1	5-693-09	Socket with fog lamp cut out	1
			0-693-90	Trailing socket	1

ISO3732 7-PIN PLUGS & SOCKETS (12S)

S type connector:

Auxiliary connector which supplies all trailer & caravan power to 12V appliances (fridges, interior lights & charging systems) from towing vehicle.

- Complies with ISO3732
- Electrical connections between traction vehicle and trailer

Metal



PLASTIC

PART NO.	DESCRIPTION	QTY
0-693-66	7-pin plug	5
0-693-69	Socket with cover	5
5-693-69	Socket with cover	1

Plastic



METAL		
PART NO.	DESCRIPTION	QTY
0-692-66	7-pin plug	5
5-692-66	7-pin plug	1

3-PIN PLUG & SOCKET



- Complies with DIN 9680
- Suitable for use on agricultural vehicles

PART NO.	DESCRIPTION	QTY
0-365-16	Non-reversible plug	1
0-365-19	Non-reversible socket	1

ISO11446 13-PIN PLUGS & SOCKETS

Road lights & auxiliary connector which supplies all power to 12V caravan (charging batteries and road lights).

- Lighting & auxiliary connections between traction vehicle and caravan
- Splash protected to ISO4091
- Complies with ISO11446

PART NO.	DESCRIPTION	QTY
0-695-16	13-pin plug	1
0-695-19	Socket with cover	1
0-695-09	Socket with fog lamp cut out	1
0-695-90	Trailing Socket	1



EQUIPMENT & ACCESSORIES TRAILER PLUGS 12V & 24V PLUGS & SOCKETS

13-PIN ADAPTORS

7-pin socket (12N) to 13-pin plug.

- Splash protected to ISO4091



PART NO.	QTY
0-695-66	1

13-pin socket to 7-pin plug (12N).



PART NO.	QTY
0-695-69	1

13-pin plug to 2 x 7-pin sockets (12N + 12S), 400mm cable.



PART NO.	QTY
0-695-67	1

ISO1185 7-PIN PLUGS & SOCKETS (24N)

N type connector:

Regular connector which supplies all trailer road lighting from 24V towing vehicle (excluding reverse).

- Complies with ISO1185
- Lighting connections between traction vehicle and trailer



Clang Metal

PART NO.	DESCRIPTION	QTY
0-477-16	Plug with cover	1
0-477-19	Socket	1



Alloy

PART NO.	DESCRIPTION	QTY
0-477-86	Plug with cover	1
0-477-89	Socket	1



Plastic

PART NO.	DESCRIPTION	QTY
0-477-26	Plug with cover	1
0-477-29	Socket	1

ISO3731 7-PIN PLUGS & SOCKETS (24S)

S type connector:

Auxiliary connector which supplies all 24V trailer power to appliances & charging systems from towing vehicle.

- Complies with ISO3731
- Electrical connections between traction vehicle and trailer



Clang Metal

PART NO.	DESCRIPTION	QTY
0-477-66	Plug with cover	1
0-477-69	Socket	1



Alloy

PART NO.	DESCRIPTION	QTY
0-477-96	Plug with cover	1
0-477-99	Socket	1



Plastic

PART NO.	DESCRIPTION	QTY
0-477-76	Plug with cover	1
0-477-79	Socket	1

24V PLUGS AND SOCKETS

SINGLE PIN 24V PLUGS & SOCKETS

Clang single pin plugs and sockets.
Rated at 300A continuous for 3 hours or 400A intermittently. Passivated zinc alloy case, silver plated pins and socket tubes.



PART NO.	DESCRIPTION	QTY
0-477-39	Single pin socket	1



PART NO.	DESCRIPTION	QTY
0-477-36	Single pin plug	1



PART NO.	DESCRIPTION	QTY
0-477-56	Single pin plug	1



PART NO.	DESCRIPTION	QTY
0-477-59	Single pin socket	1


EQUIPMENT & ACCESSORIES TRAILER PLUGS 24V PLUGS & SOCKETS

3-PIN 24V PLUGS AND SOCKETS


Clang three pin heavy-duty plug and sockets.

Passivated zinc alloy case, brass pins and socket tubes. Rated at 25A continuous and 45A intermittently.

PART NO.	DESCRIPTION	QTY
0-477-49	3-pin socket	1




PART NO.	DESCRIPTION	QTY
0-477-46	3-pin plug	1




Clang three pin plug and sockets.

Nickel plated brass case, self colour pins and socket tubes. Rated at 5A continuous.

PART NO.	DESCRIPTION	QTY
0-473-19	3-pin socket	1



PART NO.	DESCRIPTION	QTY
0-473-16	3-pin plug	1






5-PIN & 7-PIN 24V ABS AND EBS

Five or seven pin plugs and sockets for ABS and EBS systems.

Thermoplastic body, nickel plated brass pins and socket tubes with screw terminals and stainless steel locking clamp. ABS to ISO7638.

PART NO.	DESCRIPTION	QTY
0-478-29	7-pin socket	1
0-478-16	5-pin plug	1
0-478-26	7-pin plug	1







10-PIN 24V PLUGS AND SOCKETS

Clang plugs and sockets for 24V trailers.

Passivated zinc alloy case, nickel plated brass pins and socket tubes.

PART NO.	DESCRIPTION	QTY
0-480-19	10-pin socket	1
0-480-16	10-pin plug	1

15-PIN 24V PLUGS AND SOCKETS

Fifteen pin plugs and sockets for 24V trailers.

Thermoplastic body, nickel plated brass pins and socket tubes with screw terminals and stainless steel locking clamp to ISO12098.

PART NO.	DESCRIPTION	QTY
0-479-19	15-pin socket	1
0-479-16	15-pin plug	1




24V TO 12V ADAPTERS

Lighting adaptor.

- Input 24V 7-pin plug (24N), Output 12V
- Max load 60W

PART NO.	DESCRIPTION	QTY
0-477-07	7-pin (12N) socket output	1
0-477-13	13-pin socket output	1



EQUIPMENT & ACCESSORIES TRAILER PLUGS

UNIVERSAL PLUGS AND SOCKETS

IP68 HEAVY-DUTY WATERPROOF PLUGS & SOCKETS 32A

Plug



Trailing socket



Surface mount socket



Connectors for cables between 7 and 15mm diameter. Polyamide bodies with nickel plated brass contacts for cables between 7 and 15mm diameter.

- Screw terminals
- Rated at 32A at 600V AC or DC
- Supplied with cap

PLUG		
PART NO.	DESCRIPTION	QTY
0-462-26	2-pin	1
0-463-26	3-pin	1
0-464-26	4-pin	1
0-465-26	7-pin, 430V AC or DC	1

TRAILING SOCKET		
PART NO.	DESCRIPTION	QTY
0-462-29	2-pin	1
0-464-29	4-pin	1
0-465-29	7-pin, 430V AC or DC	1

SURFACE MOUNT SOCKET		
PART NO.	DESCRIPTION	QTY
0-462-79	2-pin	1
0-463-79	3-pin	1
0-464-79	4-pin	1
0-465-79	7-pin, 430V AC or DC	1

IP68 WATERPROOF PLUGS & SOCKETS 10A

Plug



Trailing socket



Surface mount socket



Connectors for cables between 6 and 8mm diameter. Glass filled polyamide bodies with nickel plated brass contacts for cables between 6 and 8mm diameter.

- Screw terminals

- Rated at 10A at 250V AC or DC for 2 and 3-pin products, 6A for 4-pin products and 3A for 7-pin products
- Supplied with covers (which doubles as an assembly tool)

PLUG		
PART NO.	DESCRIPTION	QTY
0-462-16	2-pin	1
0-463-16	3-pin	1
0-464-16	4-pin	1
0-465-16	7-pin	1

TRAILING SOCKET		
PART NO.	DESCRIPTION	QTY
0-462-19	2-pin	1
0-463-19	3-pin	1
0-464-19	4-pin	1
0-465-19	7-pin	1

SURFACE MOUNT SOCKET		
PART NO.	DESCRIPTION	QTY
0-462-69	2-pin	1
0-463-69	3-pin	1
0-464-69	4-pin	1



Durite offers an extensive range of Equipment & Accessories. These include gauges, lighter, DIN, 12V and 24V plugs & sockets, windscreen wiper equipment, fans and horns.

EQUIPMENT & ACCESSORIES TRAILER PLUGS ACCESSORIES

ACCESSORIES

BRACKET ASSEMBLIES



Trailer socket bracket with 12V 13-pin plastic socket and 1 metre of 13 core cable.

PART NO.	QTY
0-289-53	1



Nuts and bolts for trailer sockets. 2BA x 1.25" round head machine screws and nuts.

PART NO.	QTY
0-590-00	50

TRAILER SOCKET BRACKET



16swg galvanised mild steel.

PART NO.	DESCRIPTION	QTY
0-521-03	13-pin single	1

ACCESSORIES FOR 12V RANGE



Caravan socket gasket for 7-pin sockets.

PART NO.	DESCRIPTION	QTY
0-693-99	Caravan 7-pin socket gasket	10
5-693-99	Single unit, as above	1



Caravan socket gasket for 13-pin sockets. For use with 0-692-09, 0-692-19, 0-695-09, 0-695-16 & 0-695-19.

PART NO.	QTY
0-693-98	10

ACCESSORIES FOR 24V RANGE

PART NO.	DESCRIPTION	QTY
0-525-03	Cover for the rear of the Clang range of metal plugs	10
0-477-03	Cover for the rear of the plastic 24V plugs	10
0-474-00	Parking bracket for trailing plugs or sockets. Passivated steel	1



CABLE JOINER



- 3-pin cable joiner
- 16A

PART NO.	QTY
0-463-00	1

GAUGES

RANGE 1 - SPORTS / PREMIUM

A range of illuminated 52mm electrical dashboard gauges. Matt black bezels and white figures. Bridge type fitting.

BATTERY CONDITION VOLTMETER, 90° SWEEP DIAL



PART NO.	DESCRIPTION	QTY
0-523-22	12V voltmeter	1
0-523-72	24V voltmeter, scale 18 - 32V	1

AMMETER, 90° SWEEP DIAL



PART NO.	DESCRIPTION	QTY
0-523-01	30-0-30A ammeter	1
0-523-51	60-0-60A ammeter	1

WATER TEMPERATURE GAUGE, 90° SWEEP DIAL



- Supplied with 1/8" NPTF sender

PART NO.	DESCRIPTION	QTY
0-523-23	12V gauge	1
0-523-73	24V gauge	1
0-523-93	Replacement sender	1

OIL TEMPERATURE GAUGE, 90° SWEEP DIAL



- Supplied with 1/8" NPTF sender

PART NO.	DESCRIPTION	QTY
0-523-15	12V gauge	1
0-523-65	24V gauge	1

REPLACEMENT ILLUMINATION LAMP

Replacement 12V and 24V illumination lamp for: 0-523-22, 0-523-23, 0-523-15, 0-523-16, 0-523-06, 0-523-72, 0-523-73, 0-523-65 and 0-523-66.

PART NO.	DESCRIPTION	QTY
0-523-92	Replacement 24V illumination lamp	1
0-523-91	Replacement 12V illumination lamp	1

OIL PRESSURE GAUGE, 90° SWEEP DIAL



- Supplied with 1/8" NPTF sender

PART NO.	DESCRIPTION	QTY
0-523-17	12V gauge	1
0-523-67	24V gauge	1
0-523-89	Replacement sender	1

FUEL GAUGE, 90° SWEEP DIAL



- Supplied with adjustable sender

PART NO.	DESCRIPTION	QTY
0-523-06	12V gauge	1
0-523-56	24V gauge	1
0-523-96	Replacement sender	1

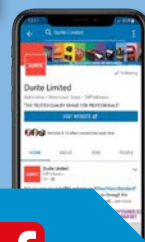
12/24V QUARTZ CLOCK



- Illuminated 52mm electrical dashboard gauge
- Bridge type fitting

PART NO.	DESCRIPTION	QTY
0-523-03	12/24V gauge	1

DURITE



**WE'RE ON SOCIAL MEDIA
FOLLOW US
@DURITELIMITED**

EQUIPMENT & ACCESSORIES GAUGES

RANGE 2 - INDUSTRIAL / TRADITIONAL

A range of mechanical dashboard gauges for 52mm panel holes. Matt black bezels and white figures on an illuminated matt black background. Bridge type fitting. Supplied with 12 and 24V bulbs.

OIL PRESSURE GAUGE, 270° SWEEP DIAL



- Supplied with 1/8" NPTF union and 12' copper capillary

PART NO.	DESCRIPTION	QTY
0-533-16	Oil pressure gauge	1
0-533-98	12' capillary kit	1

AIR PRESSURE GAUGE, 270° SWEEP DIAL



- Supplied with 1/8" NPTF union and 12' copper capillary

PART NO.	DESCRIPTION	QTY
0-533-01	Air pressure gauge	1
0-533-98	12' capillary kit	1

WATER TEMPERATURE GAUGE, 270° SWEEP DIAL



- Supplied with 5/8" UNF union and 12' capillary

PART NO.	DESCRIPTION	QTY
0-533-23	Water temp. gauge	1
0-533-73	As above but 100-280° Fahrenheit	1

TURBO BOOST GAUGE, 270° SWEEP DIAL



- Supplied with 5/8" UNF union and 5' of PVC tubing
- Pressure -1 to +1.5 bar

PART NO.	DESCRIPTION	QTY
0-533-02	Turbo boost gauge	1

TACHOMETER, 270° DIAL



- For 86mm diameter panel hole
- 12 or 24V
- 270° dial
- Bridge fitting
- Programmable alternator pick-up

PART NO.	DESCRIPTION	QTY
0-523-78	With hour meter. 0 to 4,000 rpm	1

REPLACEMENT ILLUMINATION LAMP

Replacement 12V and 24V illumination lamp for:
0-523-01, 0-523-51, 0-533-16, 0-533-01,
0-533-23, 0-533-73, 0-533-02

PART NO.	DESCRIPTION	QTY
0-533-91	Replacement 12V illumination lamp	1
0-533-92	Replacement 24V illumination lamp	1

EQUIPMENT & ACCESSORIES GAUGES

CIRCULAR ENGINE HOUR COUNTER



- 10 - 80VDC
- Non-illuminated
- Bridge fitting 75mm deep

PART NO.	QTY
0-523-08	1

DIGITAL LCD ENGINE HOUR COUNTER



- For 52mm diameter panel hole
- 10 - 36VDC
- Non-illuminated
- Bridge fitting 40mm deep

PART NO.	QTY
0-523-68	1

RANGE 3 - MARINE / WATERPROOF

LED illumination in either white or yellow, plastic cased and with stainless steel bezel. Screw collar type fitting. 52mm dashboard fitting. 25mm max panel depth. Supplied with 600mm cable.

VOLTMETER 90° SWEEP DIAL

- 16-32V or 8-16V scale

PART NO.	DESCRIPTION	QTY
0-525-42	12V, scale 8-16V	1
0-525-62	24V, scale 16-32V	1



12/24V TACHOMETER 270° SWEEP DIAL



- For 4-6-8-12 cylinder engines (coil ignition), negative earth vehicles
- With hour counter

PART NO.	DESCRIPTION	QTY
0-525-81	85mm, 0-8000RPM	1

12/24V TACHOMETER 270° SWEEP DIAL



- Program via WIFI
- 0-4000RPM or 0-8000RPM

PART NO.	DESCRIPTION	QTY
0-525-30	12/24V 0-4000RPM	1
0-525-40	12/24V 0-8000RPM	1

EQUIPMENT & ACCESSORIES GAUGES

WATER TEMPERATURE GAUGE, 90° SWEEP DIAL



- 12/24V
- Supplied with 1/8" NPT sender
- 40°-120°C

PART NO.	DESCRIPTION	QTY
0-525-43	Water temperature	1

OIL TEMPERATURE GAUGE, 90° SWEEP DIAL



- 12/24V
- Supplied with 1/8" NPT sender
- 40°-120°C

PART NO.	DESCRIPTION	QTY
0-525-35	Oil temperature	1

OIL PRESSURE GAUGE, 90° SWEEP DIAL



- 12/24V
- Supplied with 1/8" NPT sender
- 0-10 bar

PART NO.	DESCRIPTION	QTY
0-525-36	Oil pressure	1
0-525-86	Replacement sender	1

FUEL LEVEL GAUGE, 90° SWEEP DIAL



- 12/24V
- Supplied without pole tank sender

PART NO.	DESCRIPTION	QTY
0-525-26	Fuel level	1

WATER LEVEL GAUGE, 90° SWEEP DIAL



- 12/24V
- Supplied without pole tank sender

PART NO.	DESCRIPTION	QTY
0-525-32	Water level	1



Whenever issues arise, our technical team is here to help.

Scan the QR code to go to the online help desk

POLE TANK SENDERS



- Stainless Steel pole tank senders

PART NO.	DEPTH	QTY
0-525-92	250mm	1
0-525-93	290mm	1
0-525-94	350mm	1
0-525-96	600mm	1

DASHBOARD GAUGES

12/24V DUAL BATTERY VOLTAGE MONITOR

Can be set for high and low voltage warning levels on 2 battery circuits, warning is indicated by highlighting the voltage on the display and an integral buzzer can also be enabled. The warning is delayed 5 seconds to prevent spurious warnings. The monitor also has a clock function and automatic sleep functions.

- Panel Mount
- L 56 x W 20 x H 66mm



PART NO.	QTY
0-852-00	1

ACCESSORIES

SOLID BRASS ADAPTORS FOR GAUGES AND SENDERS

PART NO.	DESCRIPTION	QTY
0-523-98	1/8" NPTF to M14 x 1.5, M16 x 1.5, M18 x 1.5	1
0-523-99	1/8" NPTF to 5/8 UNF, 3/8 NPTF, 1/8 BSP, 1/2 NPTF	1
0-533-99	5/8" UNF to M16 x 1.5, M18 x 1.5, 1/2 NPTF	1



MATT BLACK STEEL PANELS FOR MOUNTING 52 MM GAUGES

Mounting panels for 52mm premium and traditional gauges.
NOTE: not for use with marine gauges.

PART NO.	DESCRIPTION	QTY
0-243-01	1 hole	1
0-243-02	2 hole	1



GAUGE MOUNTING POD FOR 52MM GAUGES

Mounting pod for 52mm premium and traditional gauges.

Gauge mounting pod for 52mm gauges (except 0-523-08), made of black ABS plastic, designed for on or under dash mounting. Supplied with fixing screws and adhesive pad.

NOTE: not for use with marine gauges.

PART NO.	QTY
0-243-04	1



RETRACTABLE CABLE

3 CORE RETRACTABLE CABLE



- Black rubber sheath
- 3 metre maximum working length
- 500 x 70mm closed coil, with 2 x moulded waterproof 3 pole sockets
- 3 x 6.00mm² black, green and red rubber insulated cores

PART NO.	QTY
0-733-10	1



- Black rubber sheathed
- 2 plain 150mm tails
- 3 x 0.75mm² blue, brown and green/yellow PVC insulated cores

PART NO.	DESCRIPTION	QTY
0-733-00	6m working length, 1200 x 35mm closed coil	1
0-733-01	3m working length, 600 x 35mm closed coil	1

5 CORE RETRACTABLE CABLE



- Black rubber sheathed. Grey (0-715-01)
- 2 plain 150mm tails
- 3 x 0.75mm² blue, brown and green/yellow PVC insulated cores

PART NO.	DESCRIPTION	QTY
0-715-00	6m working length, 1200 x 37mm diameter closed coil	1
0-715-01	3m working length, 600 x 37mm diameter closed coil	1



LOOKING FOR POWER CABLES?

See pages 153 & 154.

7 CORE RETRACTABLE CABLE



- Black hytrel sheathed
- 3.3 metre maximum working length
- 220 x 85mm diameter closed coil
- 2 x 230mm plain tails
- 1 x 2.00mm² white + 6 x 1.00mm² blue, black, yellow, red, green and brown rubber insulated cores

PART NO.	QTY
0-777-00	1



- Black rubber sheathed
- 2 x 230mm plain tails
- 1 x 2.00mm² white, + 6 x 1.00mm² blue, black, yellow, red, green and brown PVC insulated cores

PART NO.	DESCRIPTION	QTY
0-717-00	6.6m working length, 1080 x 45mm closed coil	1
0-717-01	3m working length, 600 x 35mm closed coil	1

EQUIPMENT & ACCESSORIES RETRACTABLE CABLE

7 CORE RETRACTABLE CABLE WITH SOCKETS



- Black rubber sheath
- 3 metre maximum working length
- 450 x 55mm closed coil, with 1 x 230mm plain tail and 1 moulded waterproof socket to ISO1185(24N)
- 1 x 2.00mm² white + 6 x 1.00mm² black, brown, green, blue, red and yellow PVC insulated cores

PART NO.	DESCRIPTION	QTY
0-717-05	One socket	1
0-717-10	Two sockets	1



- Black hytrel sheath
- 3 metre maximum working length
- 200 x 85mm closed coil, with 1 x 230mm plain tail and 2 moulded waterproof sockets to ISO1185(24N)
- 1 x 2.00mm² white + 6 x 1.00mm² black, brown, green, blue, red and yellow rubber insulated cores

PART NO.	QTY
0-717-11	1



- Black rubber sheath
- 3 metre maximum working length
- 450 x 55mm closed coil, with 2 moulded waterproof socket to ISO3731(24S)
- 1 x 2.00mm² white + 6 x 1.00mm² black, brown, green, blue, red and yellow PVC insulated cores

PART NO.	QTY
0-717-13	1



- Green hytrel sheath
- 3 metre maximum working length
- 200 x 85mm closed coil, with 2 moulded waterproof socket to ISO3731(24S)
- 1 x 2.00mm² white + 6 x 1.00mm² black, brown, green, blue, red and yellow rubber insulated cores

PART NO.	QTY
0-717-12	1



- Black hytrel sheath
- 285 x 90mm closed coil, fitted with 2 x EBS sockets to ISO7638
- 2 x 4mm² + 5 x 1.5mm² PVC insulated cores

PART NO.	DESCRIPTION	QTY
0-715-14	3.5 metre maximum working length	1



- 24V
- "EBS" sockets to ISO7638-1
- 3 and 4m working lengths
- BlackTPU outer-sheath
- 5 x 1.00mm² + 2 x 2.50mm² power cable

PART NO.	DESCRIPTION	QTY
0-715-23	3m with 2 x EBS connectors	1
0-715-24	4m with 2 x EBS connectors	1



- 24V
- 24 "N" TYPE connectors to ISO1185
- 3, 4, 4.5m working lengths
- BlackTPU outer-sheath
- 6 x 0.75mm² 1 x 1.5mm² power cable
- Solid moulded connectors

PART NO.	DESCRIPTION	QTY
0-717-23	3m with 2 x N connectors	1
0-717-25	4.5m with 2 x N connectors	1



- 24V
- 24 "S" TYPE connectors to ISO3731
- 3 and 4m working lengths
- BlackTPU outer-sheath
- 6 x 0.75mm² 1 x 1.5mm² power cable
- Solid moulded connectors

PART NO.	DESCRIPTION	QTY
0-717-33	3m with 2 x S connectors	1

EQUIPMENT & ACCESSORIES RETRACTABLE CABLE

10 CORE RETRACTABLE CABLE



- Black hytrel sheath
- 3.5 metre maximum working length, 260 x 85mm diameter closed coil, 2 x 230mm plain tails
- 1 x 2.00mm² white + 9 x 1.00mm² blue, black, yellow, red, green, brown, orange, grey, and pink PVC insulated cores

PART NO. QTY

0-510-00	1
----------	---

15-PIN TO 7-PIN 24V ADAPTOR CABLE



- 24V
- Water resistant
- 3 or 4m
- Black polyurethane cable

PART NO. DESCRIPTION QTY

0-777-23	3 metre 15-Pin to 24N & 24S	1
----------	-----------------------------	---

0-777-24	4 metre 15-Pin to 24N & 24S	1
----------	-----------------------------	---

15 CORE RETRACTABLE CABLE



- Black hytrel sheath
- 3 metre working length
- 3 x 2.50mm² white, orange, white/red, 10 x 1.50mm² yellow, green, blue, black, brown, red, pink, grey, white/black, white/blue, 2 x 1.50mm² white/green and white/brown twisted pair
- PVC insulated cores

PART NO. QTY

0-777-15	1
----------	---



LOOKING FOR ELECTRIC VEHICLE EXTENSION CABLES?

See page 154 & 275.



SIGN UP TO DURITE'S E-NEWS FOR THE LATEST PRODUCT, INDUSTRY & REGULATORY NEWS. WWW.DURITE.CO.UK










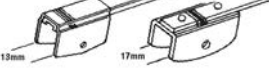






“ Available from 22" up to 40" ”

COMMERCIAL WIPER BLADES

COMPACT HEAVY-DUTY RANGE

FITTINGS GUIDE

- 2**   9mm 4mm
MULTIFIT 9x3mm & 9x4mm + SPRAY NOZZLE
- 3**   9mm 4mm
9x4mm Hook 9x4mm Hook Arm
- 4**   12mm 4mm
12x4mm Hook 12x4mm Hook Arm
- 5**   16mm 6mm
16x6mm Hook 16x6mm Hook Arm
- 6**   13mm 17mm
17mm Spacer 13mm & 17mm Saddle
- 7**   22mm 25mm 27mm
22mm, 25mm & 27mm Spacer 22mm, 25mm & 27mm Saddle
- 8**   9mm 4mm
9x4mm Short Hook 9x4mm Hook Arm



Robust design



Easy install



Corrosion resistant

HIGH QUALITY REPLACEMENT COMMERCIAL VEHICLE WIPER BLADES

- ✓ Compact commercial vehicle range
- ✓ Quick and easy installation
- ✓ Stainless steel construction, corrosion resistant & graphite coated
- ✓ Heavy-duty riveted joints for extra strength & reduced noise
- ✓ 100% natural rubber injection moulded to correct length

PART NO.	SIZE	ARM FIXING & FITTING	QTY	
0-896-02	22" 550mm	Bolt & Spacer	6	1
0-896-04	24" 600mm	Washer Nozzle & Hook	2	1
0-896-05	26" 650mm	Bolt & Spacer	6	1
0-896-06	26" 650mm	Short Hook	3, 4, 8	1
0-896-10	28" 700mm	Short Hook	3, 4, 8	1
0-896-11	28" 700mm	Bolt & Spacer	6	1
0-896-13	32" 800mm	Bolt & Spacer	7	1
0-896-14	36" 900mm	Bolt & Spacer	7	1
0-896-16	40" 1000mm	Bolt	7	1
0-896-17	40" 1000mm	Hook	5	1



REQUIRE A STAND FOR UP TO 60 WIPER BLADES?

STAND18 H 440 x W 325 x D 370mm



WALL MOUNTED

WIPER EQUIPMENT

WINDSCREEN WIPER MOTORS

SWITCHED, SINGLE SHAFT, SINGLE SPEED

- Switched, single shaft, single speed 40 cycles per minute, without automatic park
- Starting torque 6Nm, running torque 0.9Nm
- M12 shaft and M6 bolt
- Tapered arm fixing to DIN 72783



PART NO.	ANGLE	VOLTS	ARM FIXING	SHAFT LENGTH	QTY
0-862-85	85°	12	A8 x M6	42mm	1
0-862-05	105°	12	A8 x M6	42mm	1
0-863-65	65°	12	A8 x M6	55mm	1
0-863-85	85°	12	A8 x M6	94mm	1
0-863-05	105°	12	A8 x M6	94mm	1
0-883-85	85°	24	A8 x M6	94mm	1

SWITCHED, TWIN SHAFT, SINGLE SPEED

- Switched, twin shaft, single speed 40 cycles per minute, without automatic park
- Starting torque 12Nm, running torque 1.8Nm
- M12 and M8 shafts with 57mm centres
- Tapered arm fixing to DIN 72783



PART NO.	ANGLE	VOLTS	ARM FIXING	SHAFT LENGTH	QTY
0-864-80	80°	12	A8 x M6 + M8	65mm	1
0-864-95	95°	12	A8 x M6 + M8	65mm	1
0-864-05	105°	12	A8 x M6 + M8	65mm	1
0-884-80	80°	24	A8 x M6 + M8	65mm	1
0-884-95	95°	24	A8 x M6 + M8	65mm	1

SWITCHED, TWIN SHAFT, SINGLE SPEED

- Switched, twin shaft, single speed 45 cycles per minute, with right hand automatic park
- Starting torque 10Nm, running torque 1.8Nm
- M12 and M8 shafts with 55 mm centres
- Tapered arm fixing to DIN 72783



PART NO.	ANGLE	VOLTS	ARM FIXING	SHAFT LENGTH	QTY
0-866-80	80°	12	A8 x M6 + M8	58mm	1
0-866-90	90°	12	A8 x M6 + M8	58mm	1
0-886-80	80°	24	A8 x M6 + M8	58mm	1
0-886-10	110°	24	A8 x M6 + M8	58mm	1

UNSWITCHED, TWIN SHAFT, SINGLE SPEED

- Unswitched slim line, twin shaft, single speed 42 cycles per minute, with automatic park



- Starting torque of 13Nm, running torque 2Nm
- Fitted with thermal cut-out.
- M16 and M8 shaft on 57mm centres.
- Tapered arm fixing to DIN 72783

PART NO.	ANGLE	VOLTS	ARM FIXING	SHAFT LENGTH	QTY
0-865-90	90°	12	A8 x M6 + M8	48mm	1
0-865-10	110°	12	A8 x M6 + M8	48mm	1
0-885-90	90°	24	A8 x M6 + M8	48mm	1
0-885-10	110°	24	A8 x M6 + M8	48mm	1

UNSWITCHED, TWIN SHAFT, TWO SPEEDS

- Unswitched, twin shaft, two speeds of 32 and 50 cycles per minute, with right hand automatic park

- Starting torque 28Nm, running torque 3.5Nm
- 2 x M20 shafts on 60mm centres
- Tapered arm fixing to DIN 72783

PART NO.	ANGLE	VOLTS	ARM FIXING	SHAFT LENGTH	QTY
0-867-00	60-70-80°	12	2 x A12 x M8	50mm	1
0-867-01	60-70-80°	12	2 x A12 x M8	80mm	1
0-887-00	60-70-80°	24	2 x A12 x M8	50mm	1
0-887-01	60-70-80°	24	2 x A12 x M8	80mm	1



EQUIPMENT & ACCESSORIES WIPER EQUIPMENT

WIPER ARMS

SINGLE ADJUSTABLE LENGTH ARM



- Matt black, powder coated steel
- Straight flat 8mm connection to the blade
- For single shaft motors or where a single arm is required on a two shaft motor
- Tapered A8 DIN 72783 shaft connection

PART NO.	LENGTH	BLADE FIXING	SHAFT FIXING	QTY
0-891-00	300 - 400mm	8 x 2.5mm	A8 x M6	1
0-891-01	400 - 500mm	8 x 2.5mm	A8 x M6	1

PANTOGRAPH, ADJUSTABLE LENGTH ARM



- Matt black, powder coated steel
- Two screw fixing connection to the blade
- For double shaft motors
- Tapered A8 DIN 72783 shaft connection

PART NO.	LENGTH	BLADE FIXING	SHAFT FIXING	QTY
0-892-00	400 - 500mm	2 screws	A8 x M6 + M8	1

STEEL ARM FOR TWIN SHAFT MOTORS



- Pantograph, matt black powder coated
- Steel arm for twin shaft motors
- 16.5mm pin connection
- Tapered A12 DIN 72783 shaft connections

PART NO.	LENGTH	BLADE FIXING	SHAFT FIXING	QTY
0-893-50	500mm	16.5mm/pin	2 x A12 x M8	1
0-893-60	600mm	16.5mm/pin	2 x A12 x M8	1
0-893-70	700mm	16.5mm/pin	2 x A12 x M8	1
0-893-80	800mm	16.5mm/pin	2 x A12 x M8	1

SINGLE ARM FLAT BLADES



- Matt black powder coated steel
- For single adjustable arms 0-891-xx and 0-892-00
- Two screw fixing

PART NO.	LENGTH	BLADE FIXING	QTY
0-890-30	300mm	8 x 2.5mm	1
0-890-35	350mm	8 x 2.5mm	1
0-890-40	400mm	8 x 2.5mm	1

SINGLE OR PANTOGRAPH SPRING BLADES



- Matt black powder coated steel
- For single or pantograph adjustable arms 0-891-xx and 0-892-00
- Two screw fixing

PART NO.	LENGTH	BLADE FIXING	QTY
0-894-30	300mm	8 x 2.5mm	1
0-894-40	400mm	8 x 2.5mm	1
0-894-50	500mm	8 x 2.5mm	1
0-894-60	600mm	8 x 2.5mm	1

PANTOGRAPH SPRING BLADES



- Matt black powder coated steel
- For pantograph arms 0-893-xx. 16.5mm channel and pin fixing

PART NO.	LENGTH	BLADE FIXING	QTY
0-895-50	500mm	16.5mm + pin	1
0-895-60	600mm	16.5mm + pin	1
0-895-70	700mm	16.5mm + pin	1
0-895-80	800mm	16.5mm + pin	1

EQUIPMENT & ACCESSORIES WIPER EQUIPMENT

WASHER PUMPS

N.B. Must not be run dry

VANE TYPE PUMP



- Universal fixing bracket



PART NO.	DESCRIPTION	QTY
0-593-12	12V Pump	1
0-593-24	24V Pump	1

VANE TYPE PUMP



- Push fit into bottle
- Replacement for Durite washer bottle pump



PART NO.	DESCRIPTION	QTY
0-593-62	12V Pump	1
0-593-74	24V Pump	1

12V VANE, SINGLE OUTLET



- 12V
- Push fit into bottle
- Land Rover, Rover



PART NO.	DESCRIPTION	QTY
0-594-05	Single outlet pump	1

VANE TYPE, SINGLE OUTLET



- Metal bracket
- Audi, BMW, Mercedes, Porsche, Volkswagen and universal



PART NO.	DESCRIPTION	QTY
0-594-33	12V Pump	1
0-594-45	24V Pump	1

12V VANE, SINGLE OUTLET



- 12V
- Push fit into bottle
- Audi, Ford, Jaguar, Rover, Renault, Vauxhall, Volvo, Volkswagen



PART NO.	DESCRIPTION	QTY
0-594-36	Single outlet pump	1

VANE TYPE, SINGLE OUTLET



- Push fit into bottle
- Fits Saab, Volvo



PART NO.	DESCRIPTION	QTY
0-594-47	24V Pump	1

VANE TYPE PUMP



- Push fit into bottle
- Replaces 90045820, 1450156 for some popular Vauxhall/Opel cars



PART NO.	DESCRIPTION	QTY
0-594-59	24V Pump	1

VANE TYPE PUMP



- Push fit into bottle
- Replaces Lucas 6120440, 6156960, 6085824, 8269 for some popular Ford cars



PART NO.	DESCRIPTION	QTY
0-594-54	12V Pump	1
0-594-60	24V Pump	1

12V VANE TYPE PUMP



- 12V
- Push fit into bottle
- Replaces GWW130 for some Austin / Rover cars



PART NO.	DESCRIPTION	QTY
0-594-51	12V Pump	1

24V VANE, SINGLE OUTLET



- 24V
- Push fit into bottle
- DAF, MAN, Scania, Volvo



PART NO.	DESCRIPTION	QTY
0-594-66	Single outlet pump	1

24V VANE, DUAL OUTLET



- 24V
- Push fit into bottle
- DAF, MAN, Scania



PART NO.	DESCRIPTION	QTY
0-594-68	Dual outlet pump	1

24V VANE, SINGLE OUTLET



- 24V
- Plastic bracket
- Scania, Volvo and universal





PART NO.	DESCRIPTION	QTY
0-594-69	Single outlet pump	1

EQUIPMENT & ACCESSORIES WIPER EQUIPMENT WASHER PUMPS

N.B. Must not be run dry



24V VANE, SINGLE OUTLET

- 24V
- Plastic bracket
- Scania, Volvo and universal

PART NO.	DESCRIPTION	QTY
0-594-70	Single outlet pump	1

24V VANE, SINGLE OUTLET

- 24V
- Plastic bracket
- Scania, Volvo and universal

PART NO.	DESCRIPTION	QTY
0-594-71	Single outlet pump	1

WINDSCREEN WASHER BOTTLES

1.2L PVC WASHER BOTTLE



- 1.2 litre
- PVC
- Mounting bracket
- L 104 x W 125 x H 195mm

PART NO.	DESCRIPTION	QTY
0-593-00	Bottle, 12V pump	1
0-593-01	Bottle, 24V pump	1

3.0L PVC WASHER BOTTLE



- 3.0 litre
- PVC
- L 104 x W 200 x H 195mm
- Single pump

PART NO.	DESCRIPTION	QTY
0-594-00	Bottle, 12V pump	1
0-594-01	Bottle, 24V pump	1

3.0L TWIN WASHER BOTTLE



- 3.0 litre
- PVC
- Twin pumps
- L 104 x W 200 x H 195mm

PART NO.	DESCRIPTION	QTY
0-594-02	Bottle, 12V pumps	1
0-594-03	Bottle, 24V pumps	1

WINDSCREEN WASHER COMPONENTS

LOW PROFILE SINGLE WASHER JET



- Low profile single, adjustable washer jet
- For 4mm windscreen washer tubing
- Through panel fitting by a back nut

PART NO.	DESCRIPTION	QTY
0-593-54	Washer jet	1

LOW PROFILE TWIN WASHER JET



- Low profile twin, individually adjustable, washer jet
- For 4mm windscreen washer tubing
- Through panel fitting by a back nut

PART NO.	DESCRIPTION	QTY
0-593-53	Washer jet	1

TALL TWIN WASHER JET



- Tall twin, individually adjustable, washer jet
- For 4mm windscreen washer tubing
- Through panel fitting by a back nut

PART NO.	DESCRIPTION	QTY
0-593-51	Washer jet	1



Durite offers an extensive range of Equipment & Accessories. These include gauges, lighter, DIN, 12V and 24V plugs & sockets, windscreen wiper equipment, fans and horns.

EQUIPMENT & ACCESSORIES WIPER EQUIPMENT WASHER BOTTLES & COMPONENTS

WINDSCREEN WASHER NOZZLE

- Fitting 8mm windscreen wiper arms
- Windscreen washer nozzle with 3 individually adjustable jets
- For 4mm windscreen washer tubing



PART NO.	DESCRIPTION	QTY
0-593-55	Windscreen washer nozzle	1

BULKHEAD CONNECTOR

- Bulkhead connector for 4mm windscreen washer tubing
- Through panel fitting by a back nut



PART NO.	DESCRIPTION	QTY
0-593-05	Bulkhead connector	1

PLASTIC IN-LINE CONNECTOR

- Plastic in-line connector for 4mm diameter tubing



PART NO.	DESCRIPTION	QTY
0-593-03	In-line connector	10

PLASTIC T PIECE CONNECTOR

- Plastic T piece connector for 4mm diameter tubing



PART NO.	DESCRIPTION	QTY
0-593-04	T piece connector	10

PLASTIC IN-LINE NON-RETURN VALVE

- Plastic in-line non-return valve for 4mm diameter tubing



PART NO.	DESCRIPTION	QTY
0-593-07	In-line non-return valve	1

4MM DIAMETER PVC TUBING

- PVC
- Black or Clear rubber
- 4mm inside diameter



PART NO.	DESCRIPTION	QTY
0-593-16	Clear tubing	10m
0-593-18	Black tubing	10m
3-593-18	Black tubing	50m

HORNS
ELECTRIC HORNS

DISC HORN

- Disc horn, 2 pole, 114dB(A) at 2m
- Diaphragm type with passivated and painted steel body
- Supplied with mounting strap
- 91mm diameter
- ECE approved



PART NO.	DESCRIPTION	QTY
0-642-16	12V 430Hz high tone	1
0-642-17	12V 340Hz low tone	1
0-642-26	24V 430Hz high tone	1
0-642-27	24V 340Hz low tone	1
0-642-48	48V 430Hz high tone	1

TRUMPET HORN

- Trumpet horn, 2-pole
- 109DB(A) at 2m
- Black plastic body and red plastic cover
- Supplied with mounting strap 83mm diameter



PART NO.	DESCRIPTION	QTY
0-642-31	12V Electric trumpet horn. 500Hz high tone	1
0-642-33	24V version of the above	1
0-642-32	12V Electric trumpet horn. 420Hz low tone	1
0-642-34	24V version of the above	1

EQUIPMENT & ACCESSORIES HORNS ELECTRIC HORNS

ELECTRONIC DISC HORN



- Disc horn, electronic, contactless 2 pole
- 110dB(A) at 2m
- Diaphragm type
- Passivated steel body
- Supplied with mounting strap
- 90mm diameter
- CE approved

PART NO.	DESCRIPTION	QTY
0-642-30	24-48V 410Hz high tone	1

COMPACT DISC HORN



- Compact disc horn, 2 pole
- 109dB(A) at 2m
- Diaphragm type
- Painted steel body
- Supplied with mounting strap, 71mm diameter
- ECE approved

PART NO.	DESCRIPTION	QTY
0-642-18	12V 430Hz high tone	1
0-642-19	12V 340Hz low tone	1

MARINE TRUMPET HORN



- Marine trumpet horn, 2 pole, high tone 109dB(A) and low tone 107dB(A) at 2m
- Diaphragm type with chromium plated brass body and ABS trumpet
- Stainless steel mounting bracket
- Pre-wired
- 110mm diameter
- ECE approved

PART NO.	DESCRIPTION	QTY
0-642-14	12V 475Hz high tone	1
0-642-15	12V 410Hz low tone	1
0-642-24	24V 475Hz high tone	1

MARINE ELECTRO-MAGNETIC TRUMPET HORNS



- Marine electro-magnetic trumpet horns 112dB(A).
- Chromium plated brass trumpets
- Stainless steel fittings
- Pre-wired for isolated return
- ECE approved

PART NO.	DESCRIPTION	QTY
0-642-52	12V 390Hz high tone, 430mm long	1
0-642-53	12V 340Hz low tone, 500mm long	1
0-642-66	24V 390Hz high tone, 430mm long	1
0-642-67	24V 340Hz low tone, 500mm long	1

TWIN ELECTRO-MAGNETIC TRUMPET HORNS



- Twin electro-magnetic trumpet horns, 113dB(A) at 2m
- Black ABS body and trumpet with steel bracket and red covers
- Pre-wired and supplied with relay
- ECE approved

PART NO.	DESCRIPTION	QTY
0-642-28	24V 340-380 Hz twin tone, 397mm long	1



@ WWW.DURITE.CO.UK

+44 (0) 1255 555 200

✉ SALES@DURITE.CO.UK

EQUIPMENT & ACCESSORIES HORNS AIR HORNS

AIR HORNS

SINGLE COMMERCIAL AIR HORN

- Single commercial air horn, chromium plated brass trumpet
- Supplied with hand valve/fixings
- ECE approval

Length 770mm
 Sound level 118dB(A)
 Frequency 176Hz
 Pressure 2-10bar

Shorter version
 Length 700mm
 Sound level 118dB(A)
 Frequency 190Hz
 Pressure 2-10bar



PART NO.	DESCRIPTION	QTY
0-642-65	Commercial air horn	1
0-642-60	Shorter version	1
0-642-51	Dust cover	1

TWIN COMMERCIAL AIR HORN

- Twin commercial air horn, chromium plated brass trumpet
- Supplied with hand valve/fixings
- ECE approval

Length 630mm
 Sound level 116dB(A)
 Frequency 186/234Hz
 Pressure 2-10bar

Shorter version
 Length 440mm
 Sound level 116dB(A)
 Frequency 282/321Hz
 Pressure 2-10bar



PART NO.	DESCRIPTION	QTY
0-642-55	Twin air horn	1
0-642-50	Shorter version	1

COMMERCIAL DEEP LOW TONE AIR HORN



- Commercial deep low tone air horn, with moulded black body and trumpet
- Supplied with 24V electric solenoid valve and fixings
- DGM approved

Sound level 118dB(A) at 2m
 Frequency 400Hz
 Pressure 2-10bar

PART NO.	DESCRIPTION	QTY
0-642-70	Deep low tone air horn	1

TWIN TONE AIR HORNS



- Twin tone air horns 115dB(A) at 2m
- 750-800Hz
- Compact air compressor
- Relay, air pipe and fixing hardware

PART NO.	DESCRIPTION	QTY
0-642-00	12V Air horn	1
0-642-04	24V Air horn	1

ELECTRIC SOLENOID VALVE



- Electric solenoid valve, for use with commercial air horns
- Suitable for pressures from 2-10bar
- Uses 6mm tubing

PART NO.	DESCRIPTION	QTY
0-642-62	12V	1
0-642-74	24V	1

AERIALS

SINGLE SECTION

- Single section, black rubber
- 90° ball adjustment

Height400 mm
 Cable..... 1200 mm



PART NO.	DESCRIPTION	QTY
0-735-00	Single section	1

3 SECTION, WING MOUNTED

- 3 section, wing mounted
- Stainless steel spring
- 90° ball adjustment

Closed550 mm
 Extended..... 1250 mm
 Cable..... 1300 mm



PART NO.	DESCRIPTION	QTY
0-650-00	3 section	1

4 SECTION, LOCKING, WING MOUNTED

- 4 section, locking, wing mounted
- Fully retractable

Closed25mm
 Extended.....980 mm
 Cable..... 1200 mm
 Underhang220 mm



PART NO.	DESCRIPTION	QTY
0-737-00	4 section	1

12V ELECTRONIC WINDSCREEN



- Includes amplifier

Height 340 mm
 Cable 2000 mm

PART NO.	DESCRIPTION	QTY
0-736-00	Electronic windscreen	1

FANS

POWERFUL OSCILLATING FAN



- A powerful oscillating fan
- Supplied with a multi-angle swivel bracket and dual connection kit comprising, cigarette lighter plug with 1.1 metres of cable and on/off switch with 1.2 metres of cable
- CE approved

PART NO.	DESCRIPTION	QTY
0-210-62	12V, 8" Oscillating fan	1

6" ALL METAL FAN



- A 6" all metal fan, 12V, two speed
- Enclosed metal blades on a multi-angle swivel bracket with on/off switch
- CE approved

PART NO.	DESCRIPTION	QTY
0-210-82	Metal fan	1
0-210-94	24V version	1

OIL & FUEL PUMPS

SOLENOID VALVE FOR PETROL AND DIESEL



- Anti-theft 12V solenoid valve for petrol and diesel
- Cuts off fuel when not energised
- Bore of 3.5mm, pressure 0-3 bar, flow coefficient of 0.28. 8mm OD
- Protected to IP65

PART NO.	DESCRIPTION	QTY
0-129-12	12V Solenoid valve	1
0-129-62	Large bore version of above with a bore of 6.0mm, flow coefficient of 0.60. 11mm OD	1

TRANSFER PUMP FOR LUBRICATING OILS



- 12V self-priming up to 1.0m transfer pump for lubricating oils
- Helicoidal bronze gears and nickel-plated brass body
- Stainless steel shaft
- Supplied with 6mm and 8mm flexible suction pipes
- Flow rate from 20 to 60 litres/hr
- Ideal for removing oil from marine and plant engines where the sump is inaccessible

PART NO.	DESCRIPTION	QTY
0-673-65	12V transfer pump	1
0-673-77	24V transfer pump	1

TRANSFER PUMP FOR NON-FLAMMABLE LIQUIDS




- 12V self-priming up to 1.5m transfer pump for non-flammable liquids
- Stainless steel shaft
- 14mm pipes
- Stainless steel inlet filter
- Helicoidal bronze gears and nickel-plated brass body
- Slow rate up to 15 litres/min and pressure up to 2bar, allowing a maximum head of 20 metres

PART NO.	DESCRIPTION	QTY
0-673-63	12V transfer pump	1

07

RELAYS & FLASHER UNITS



PROGRAMMABLE TIMER RELAYS.....	256
MAKE & BREAK RELAYS	257
CHANGE-OVER RELAYS.....	261
AFTERMARKET RANGE OF RELAYS	263
FLASHER UNITS	265
SOCKETS.....	268
RELAY BOXES.....	268
SOLENOIDS.....	269

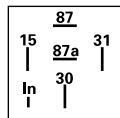
**RENOWNED FOR THEIR
HIGH PERFORMANCE,
OVERALL QUALITY
AND RELIABILITY.**



RELAYS

PROGRAMMABLE TIMER RELAYS

SELECT RELAY TYPE & SPECIFY TIMING



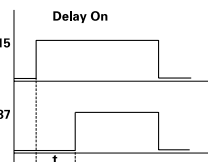
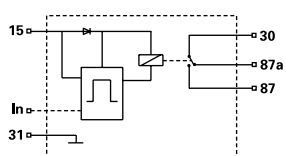
Programmed timer relays, individually programmed 'PIC' controlled timers with five basic functions: Delay on, delay off, pulse, timer off and flip-flop. Available in 12 and 24V versions. Individually programmed for your requirements.

PART NO.	DESCRIPTION
0-740-XX	12V
0-741-XX	24V

SPECIFICATIONS:	12V	24V
VOLTAGE	9 - 16	18 - 32
CURRENT	20/25A	10/15A
TEMPERATURE	-40° to 80°C	-40° to 80°C
PROTECTION	IP54	IP54
DIMENSIONS	L 30 X W 30 X H 40mm	

A list of standard functions and timings are shown below. Please contact our technical department to discuss your requirements. Please note that these relays are programmed to order and are non returnable.

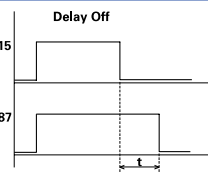
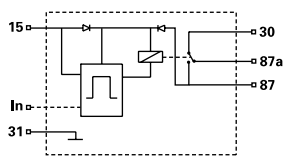
DELAY ON TIMER RELAY



"Delay on" timer relay; timing starts at application of input trigger.

Example timings in seconds: 0.1, 0.5, 1.5, 2.0, 3.0, 3.5, 4.0, 5.0, 8.0, 10.0, 15.0, 100, 180, 240, 600, 1200.

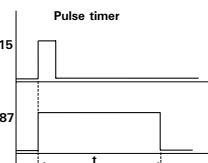
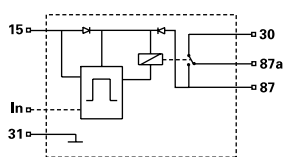
DELAY OFF TIMER RELAY



"Delay off" timer relay; timing starts after input trigger is removed.

Example timings in seconds: 0.2, 0.5, 1.0, 2.5, 3.0, 3.5, 5.0, 6.0, 10.0, 15.0, 30.0, 120, 300, 420, 600, 900, 1200, 1500, 1800, 3600, 7200, 14400.

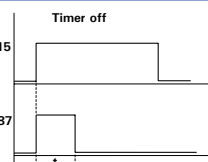
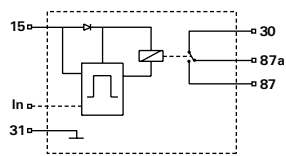
PULSE TIMER RELAY



"Pulse timer" relay; pulse input triggers timed output.

Example timings in seconds: 0.6, 0.8, 1.3, 3.0, 3.5, 7.0, 9.0, 10.0, 15.0, 30.0, 60, 120, 420, 600, 1200, 2700, 3600.

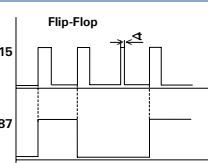
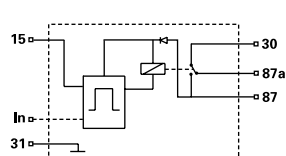
TIMER OFF TIMER RELAY



"Timer off" timer relay; input triggers timed output, unless input is removed.

Example timings in seconds: 0.6, 0.8, 1.3, 3.0, 3.5, 7.0, 9.0, 10.0, 15.0, 30.0, 120, 420, 600, 2700.

FLIP FLOP TIMER RELAY



"Flip-Flop" timer relay; pulse input triggers output on and off (>100ms).

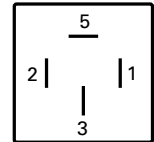
Input can be positive or negative.

TIMER RELAYS

INTERIOR LIGHT DELAY

Interior light delay, 12V. Four terminal connections. Gives 10 second delay to interior lights, universal application.

- 1 = door switch
- 2 = + feed
- 3 = - earth
- 5 = - side of lamp

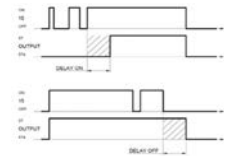
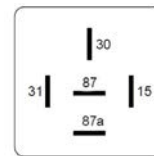


PART NO.	DESCRIPTION	QTY
0-743-12	Interior light delay, 12V	1

ADJUSTABLE PROGRAMMABLE TIMER RELAY

Relay, adjustable programmable timer. 12V delay on or off 0.5 sec to 360 min.

PART NO.	DESCRIPTION	QTY
0-742-12	12V	1
0-742-24	24V	1

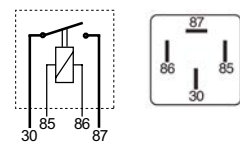


MAKE & BREAK RELAYS

MICRO MAKE & BREAK RELAYS

NORMALLY OPEN (NO) 4 x 6.3MM TERMINALS

DESCRIPTION	PACK 1	PACK 10	PACK 100
	PART NO.	PART NO.	PART NO.
12V, 30A, with bracket	0-727-12	2-727-12	3-727-12
24V, 20A, with bracket	0-727-24	2-727-24	-



DURITE PRODUCTS CAN BE USED ON ELECTRIC VEHICLES (EV)

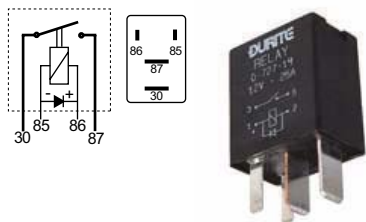
Durite products are of the highest quality, making them perfect for your Electric Vehicles.



Top picks for EVs

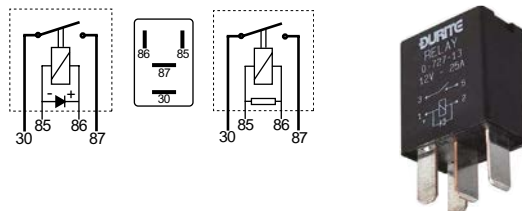
RELAYS & FLASHER UNITS RELAYS MINI MAKE & BREAK RELAYS

2 x 6.3MM & 2 x 2.8MM TERMINALS



PART NO.	DESCRIPTION	QTY
0-727-19	12V, 25A, sealed, with diode	1
0-727-29	24V, 10A, sealed, with diode	1

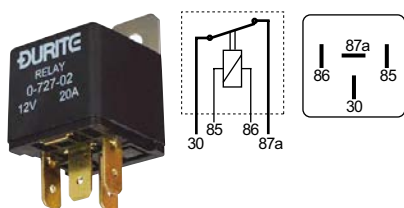
2 x 6.3MM & 2 x 4.8MM TERMINALS



DESCRIPTION	PACK 1	PACK 100
	PART NO.	PART NO.
12V, 25A, sealed, with Diode	0-727-13	3-727-13
24V, 10A, sealed, with Diode	0-727-25	3-727-25
12V, 25A, sealed, with Resistor	0-727-11	-

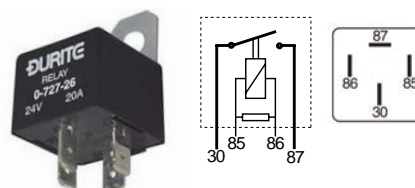
MINI MAKE & BREAK RELAYS

NORMALLY CLOSED (NC) 4 x 6.3MM TERMINALS



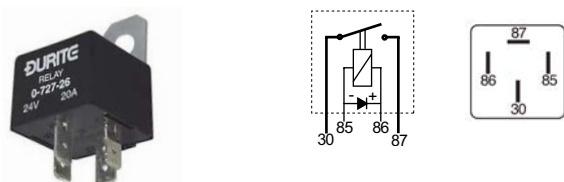
PART NO.	DESCRIPTION	QTY
0-727-02	12V, 20A, with bracket	1

WITH RESISTOR (NO) 4 x 6.3MM TERMINALS



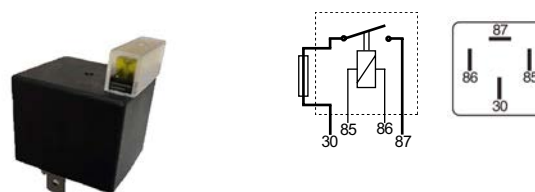
PART NO.	DESCRIPTION	QTY
0-727-15	12V, 30A, sealed with resistor and without bracket	1
0-727-27	24V, 20A, sealed with resistor and without bracket	1

WITH DIODE (NO) 4 x 6.3MM TERMINALS



DESCRIPTION	PACK 1	PACK 10
	PART NO.	PART NO.
12V, 40A, with diode and bracket	0-727-16	2-727-16
24V, 30A, with diode and bracket	0-727-28	-
12V, 30A, with diode and bracket	0-727-14	-
24V, 20A, with diode and bracket	0-727-26	-


4 X 6.3MM FUSED RELAY (NO)



PART NO.	DESCRIPTION	QTY
0-726-13	12V, 20A, with splash proof cover	1
0-726-25	24V, 15A, with splash proof cover	1

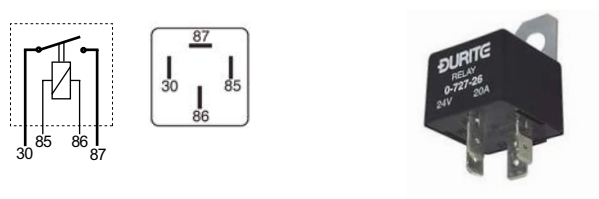
RELAYS & FLASHER UNITS RELAYS MINI MAKE & BREAK RELAYS

FUSED (NO) 4 x 6.3MM TERMINALS



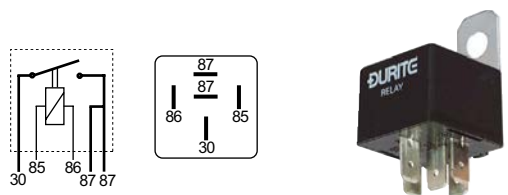
DESCRIPTION	PACK 1	PACK 10
	PART NO.	PART NO.
6V, fused 30A, with bracket	0-726-06	-
12V, fused 20A, with bracket	0-726-12	2-726-12
24V, fused 15A, with bracket	0-726-24	2-726-24

4 x 6.3MM "A" TYPE TERMINALS (NO)



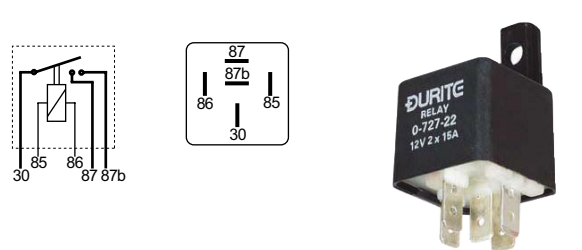
PART NO.	DESCRIPTION	QTY
0-727-62	12V, 30A, with bracket	1
0-727-74	24V, 20A, with bracket	1

TWIN (NO) 5 X 6.3MM TERMINALS



DESCRIPTION	PACK 1	PACK 10
	PART NO.	PART NO.
12V, 40A, with bracket	0-727-32	2-727-32
24V, 20A, with bracket	0-727-44	2-727-44

DOUBLE (NO) 5 X 6.3MM TERMINALS

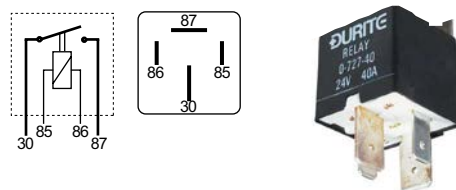


PART NO.	DESCRIPTION	QTY
0-727-22	12V, 2 x 25A, with bracket	1
0-727-34	24V, 2 x 15A, with bracket	1

HEAVY-DUTY, NORMALLY OPEN

2 x 6.3mm and 2 x 9.5mm terminals.

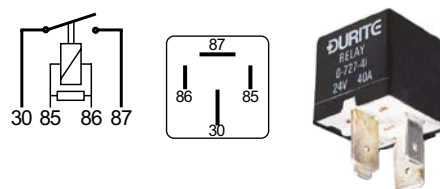
DESCRIPTION	PACK 1	PACK 10	PACK 100
	PART NO.	PART NO.	PART NO.
12V, 70A, with bracket	0-727-70	2-727-70	3-727-70
24V, 40A, with bracket	0-727-40	2-727-40	-
24V, 70A, sealed with bracket	0-727-47	2-727-47	-



HEAVY-DUTY, WITH RESISTOR (NO)

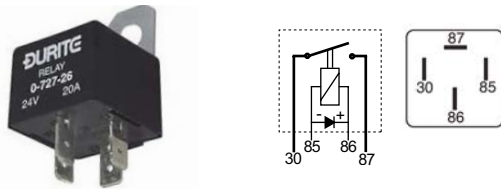
2 x 6.3mm and 2 x 9.5mm terminals.

DESCRIPTION	PACK 1	PACK 10
	PART NO.	PART NO.
12V, 70A, sealed, with resistor, without bracket	0-727-71	2-727-71
12V, 100A, sealed, with resistor, without bracket	0-727-72	-
24V, 40A, sealed, with resistor, without bracket	0-727-41	-
24V, 50A, sealed, with resistor, without bracket	0-727-42	-



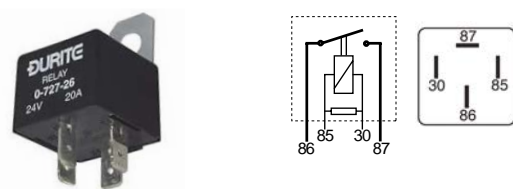
RELAYS & FLASHER UNITS RELAYS MINI MAKE & BREAK RELAYS

4 X 6.3MM "A" TYPE TERMINALS & DIODE (NO)



PART NO.	DESCRIPTION	QTY
0-727-64	12V, 40A, with diode and bracket	1
0-727-76	24V, 30A, with diode and bracket	1

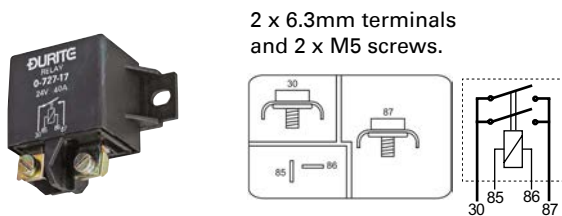
4 X 6.3MM "A" TYPE TERMINALS & RESISTOR



PART NO.	DESCRIPTION	QTY
0-727-63	12V, 30A, sealed, with resistor, without bracket	1

OTHER MAKE & BREAK RELAYS

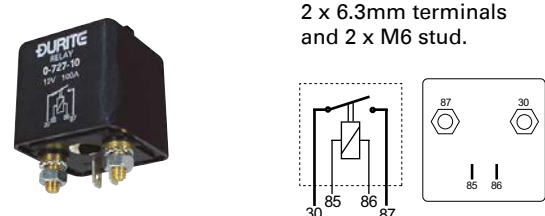
HEAVY-DUTY, NORMALLY OPEN



2 x 6.3mm terminals and 2 x M5 screws.

PART NO.	DESCRIPTION	QTY
0-727-07	12V, 75A, with bracket	1
0-727-17	24V, 50A, with bracket	1

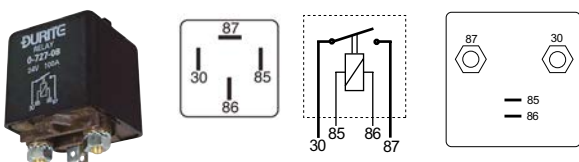
EXTRA HEAVY-DUTY, VERTICAL TERMINALS



2 x 6.3mm terminals and 2 x M6 stud.

PART NO.	DESCRIPTION	QTY
0-727-10	12V, 100A, with bracket	1
0-727-06	24V, 60A, with bracket	1

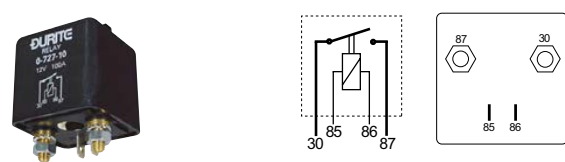
EXTRA HEAVY-DUTY, HORIZONTAL TERMINALS



2 x 6.3mm terminals and 2 x M6 stud.

DESCRIPTION	PACK 1	PACK 50	PACK 100
	PART NO.	PART NO.	PART NO.
12V, 120A, with bracket	0-727-18	2-727-18	3-727-18
12V, 120A, with diode & bracket	-	-	4-727-18
24V, 100A, with bracket	0-727-08	-	-

12V 200A EXTRA HEAVY-DUTY MAKE/BREAK

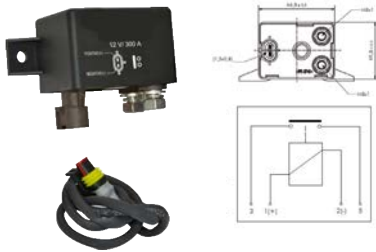


2 x 6.3mm terminals and 2 x M6 studs.

PART NO.	DESCRIPTION	QTY
0-727-09	12V, 200A	1

RELAYS & FLASHER UNITS RELAYS CHANGE-OVER RELAYS

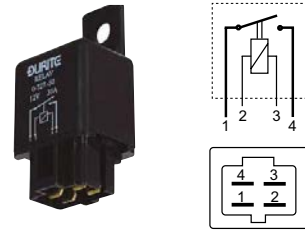
EXTRA HEAVY-DUTY, NORMALLY OPEN



2 x M8 studs. Supplied with connector lead.

PART NO.	DESCRIPTION	QTY
0-727-68	12V, 200A continuous	1

JAPANESE TYPE (NO)



4 x 6.3mm terminals.

PART NO.	DESCRIPTION	QTY
0-727-50	12V, 30A, with bracket	1

CHANGE-OVER RELAYS
MINI CHANGE-OVER RELAYS

5 x 6.3MM TERMINALS



	PACK 1	PACK 10	PACK 100
--	--------	---------	----------

DESCRIPTION	PART NO.	PART NO.	PART NO.
6V, 30/40A, with bracket	0-728-06	-	-
12V, 20/30A, with bracket	0-728-12	2-728-12	3-728-12
24V, 10/20A, with bracket	0-728-24	2-728-24	3-728-24

WITH DIODE 5 x 6.3MM TERMINALS



	PACK 1	PACK 10
--	--------	---------

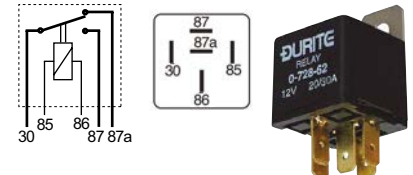
DESCRIPTION	PART NO.	PART NO.
12V, 30/40A, with diode	0-728-14	2-728-14
24V, 10/20A, with diode	0-728-26	2-728-26

WITH RESISTOR 5 x 6.3MM TERMINALS



PART NO.	DESCRIPTION	QTY
0-728-15	12V, 20/30A, sealed with resistor, without bracket	1
2-728-15	12V, 20/30A, sealed with resistor, without bracket	10
0-728-27	24V, 10/20A, sealed with resistor, without bracket	1
2-728-27	24V, 10/20A, sealed with resistor, without bracket	10

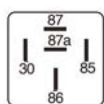
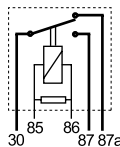
5 x 6.3MM "A" TYPE TERMINALS



PART NO.	DESCRIPTION	QTY
0-728-62	12V, 20/30A, with bracket	1
0-728-74	24V, 10/20A, with bracket	1

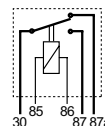
RELAYS & FLASHER UNITS RELAYS CHANGE-OVER RELAYS

5 x 6.3MM "A" TYPE TERMINALS & RESISTOR



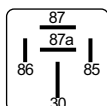
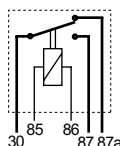
PART NO.	DESCRIPTION	QTY
0-728-63	12V, 20/30A, sealed, with resistor, without bracket	1
0-728-75	24V, 10/20A, sealed, with resistor, without bracket	1

HEAVY-DUTY 2 x 6.3MM & 3 x 9.5MM TERMINALS



PART NO.	DESCRIPTION	QTY
0-728-70	12V, 60/70A, with bracket	1
0-728-40	24V, 30/40A, with bracket	1

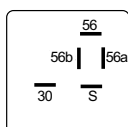
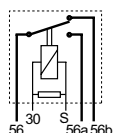
EXTRA HEAVY-DUTY 2 x 6.3MM & 3 x 9.5MM TERMINALS



PART NO.	DESCRIPTION	QTY
0-728-72	12V, 80/100A, sealed, without bracket	1
0-728-42	24V, 40/50A, sealed, without bracket	1

OTHER CHANGE-OVER RELAYS

LATCHING, 5 x 6.3MM TERMINALS

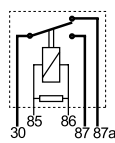
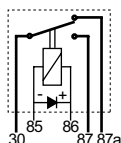


PART NO.	DESCRIPTION	QTY
0-728-02	12V, 25A, with resistor	1
0-728-04	24V, 12A, with resistor	1



Durite offers relays for both 12V and 24V vehicles, including "made-to-order" programmable timer relays. Durite relays are renowned for their high performance, overall quality, reliability and cover over 95% of applications.

MICRO 3 x 4.8MM & 2 x 6.3MM TERMINALS



DESCRIPTION	PACK 1	PACK 10	PACK 100
	PART NO.	PART NO.	PART NO.
12V, 15/25A sealed, with diode	0-728-13	2-728-13	3-728-13
24V, 10/15A, sealed, with diode	0-728-25	2-728-25	3-728-25
12V, 15/25A, sealed, with resistor	0-728-16	-	-
24V, 10/15A, sealed, with resistor	0-728-23	-	-
12V, 30/40A sealed, with resistor	0-728-10	-	-

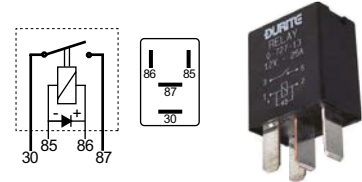
AFTERMARKET RANGE OF RELAYS

MICRO MAKE & BREAK

30A 12V SEALED WITH DIODE 2 x 6.3MM & 2 x 4.8MM TERMINALS

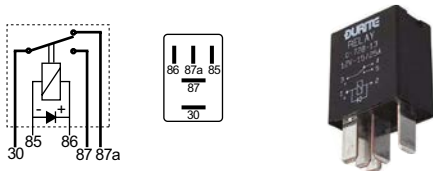
Relay micro make/break 30A 12V sealed with diode.

PART NO.	DESCRIPTION	QTY
0-727-51	12V, 30A, with diode	10
3-727-51	12V, 30A, with diode	100



MICRO CHANGE-OVER

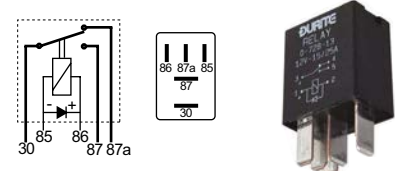
20/30A 12V WITH DIODE 2 x 6.3MM & 3 x 4.8MM TERMINALS



Relay micro change-over 20/30A 12V with diode.

PART NO.	DESCRIPTION	QTY
0-728-31	12V, 20/30A, with diode	10
3-728-31	12V, 20/30A, with diode	100

10/20A 24V WITH DIODE 2 X 6.3MM & 3 Vx 4.8MM TERMINALS

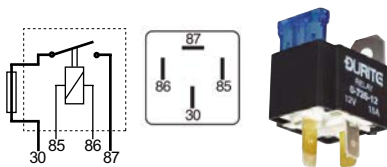


Relay micro change-over 10/20A 24V with diode.

PART NO.	DESCRIPTION	QTY
0-728-30	24V, 10/20A, with diode	10
3-728-30	24V, 10/20A, with diode	100

MINI MAKE & BREAK

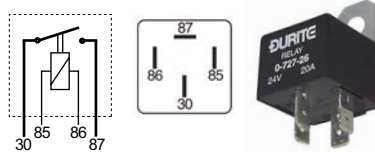
FUSED 15A 24V 4 X 6.3MM TERMINALS



Relay mini make/break fused 15A 24V.

PART NO.	DESCRIPTION	QTY
0-726-30	24V, 15A, fused	10

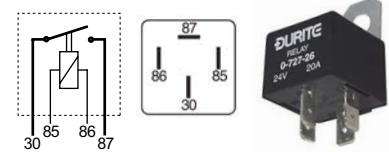
20A 24V 4 X 6.3MM TERMINALS



Relay mini make/break 20A 24V.

PART NO.	DESCRIPTION	QTY
0-727-52	24V, 20A	10
3-727-52	24V, 20A	100

40A 12V 4 X 6.3MM TERMINALS




Relay mini make/break 40A 12V.

PART NO.	DESCRIPTION	QTY
0-727-53	12V, 40A	10



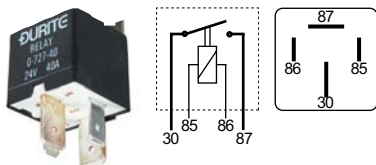
WE'RE ON SOCIAL MEDIA FOLLOW US @DURITELIMITED



RELAYS & FLASHER UNITS RELAYS AFTERMARKET RANGE OF RELAYS

MINI MAKE & BREAK

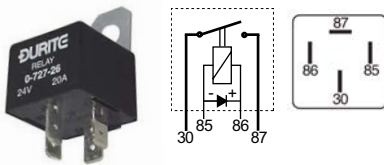
40A 24V 2 X 6.3MM AND 2 X 9.5MM TERMINALS



Relay mini make/break 40A 24V.
2 x 6.3mm and 2 x 9.5mm terminals.

PART NO.	DESCRIPTION	QTY
0-727-54	24V, 40A	10

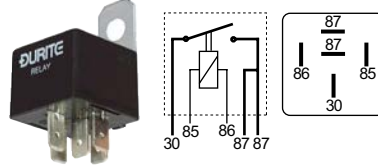
40A 12V WITH DIODE 4 X 6.3MM TERMINALS



Relay mini make/break 40A 12V with diode.

PART NO.	DESCRIPTION	QTY
0-727-55	12V, 40A, with diode	10

TWIN 5 X 6.3MM TERMINAL 40A 12V

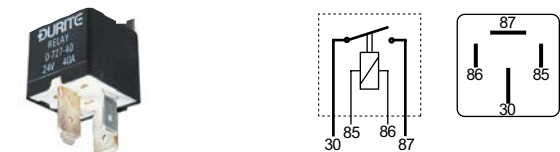


Relay mini make/break twin terminal 40A 12V.

PART NO.	DESCRIPTION	QTY
0-727-56	12V, 40A	10
3-727-56	12V, 40A	100

MINI HEAVY-DUTY MAKE & BREAK

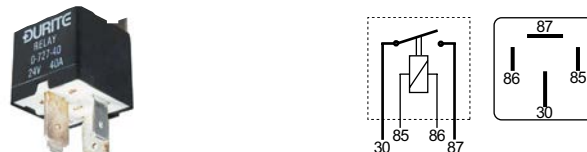
70A 12V 2 X 6.3MM & 2 X 9.5MM TERMINALS



Relay mini heavy-duty make/break 70A 12V.

PART NO.	DESCRIPTION	QTY
0-727-57	12V, 70A	10

SEALED 70A 24V 2 X 6.3MM & 2 X 9.5MM TERMINALS

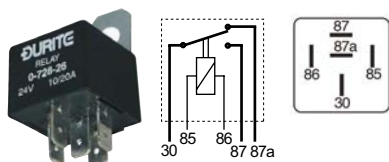


Relay heavy-duty make/break sealed 70A 24V.

PART NO.	DESCRIPTION	QTY
0-727-58	24V, 70A	10

MINI CHANGE-OVER

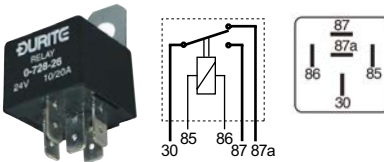
15/20A 24V 5 X 6.3MM TERMINALS



Relay mini change-over 15/20A 24V.

PART NO.	DESCRIPTION	QTY
0-728-32	24V, 15/20A	10
3-728-32	24V, 15/20A	100

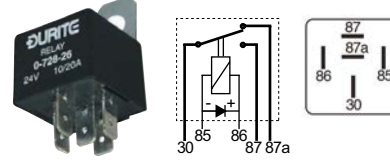
30/40A 12V 5 X 6.3MM TERMINALS



Relay mini change-over 30/40A 12V.

PART NO.	DESCRIPTION	QTY
0-728-33	12V, 30/40A	10
3-728-33	12V, 30/40A	100

30/40A 12V 5 X 6.3MM TERMINALS WITH DIODE



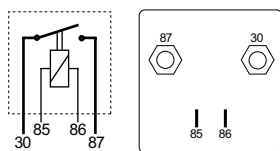
Relay mini change-over 30/40A 12V with diode.

PART NO.	DESCRIPTION	QTY
0-728-34	12V, 30/40A	10

RELAYS & FLASHER UNITS RELAYS AFTERMARKET RANGE OF RELAYS

EXTRA HEAVY-DUTY MAKE & BREAK

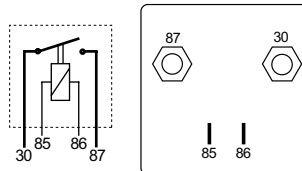
100A 24V



Relay heavy-duty make/break 100A 24V.

PART NO.	DESCRIPTION	QTY
0-727-59	24V, 100A	1

120A 12V



Relay heavy-duty make/break 120A 12V.

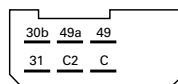
PART NO.	DESCRIPTION	QTY
0-727-60	12V, 120A	1

FLASHER UNITS

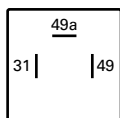
UNIVERSAL FLASHER UNITS

Universal pulse generator, 12 or 24V, 1 to 8 x 21W. Negative earth only. There is no bulb failure indication on this unit.

PART NO.	DESCRIPTION	QTY
0-744-00	Universal flasher	1

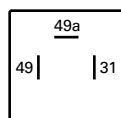


12V FLASHER UNITS



12V 2/4 x 21W hazard/flasher unit, low profile case. Negative earth only.

PART NO.	DESCRIPTION	QTY
0-744-22	12V, 2/4 x 21W	1



12V 2/4 x 21W hazard/flasher unit for Rover vehicles. Negative earth only.

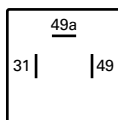
PART NO.	DESCRIPTION	QTY
0-744-13	12V, 2/4 x 21W	1



12V 1-4 x 21W hazard/flasher unit. Negative earth only. There is no bulb failure indication on this unit.

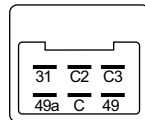
PART NO.	DESCRIPTION	QTY
0-606-11	12V, 1-4 x 21W	1

12V FLASHER UNITS



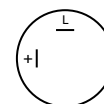
12V 2/4 x 21W hazard/flasher unit.
Negative earth only.

PART NO.	DESCRIPTION	QTY
0-744-12	12V, 2/4 x 21W	1



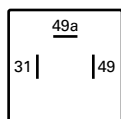
12V 2 + 1 + 1/8 x 21W hazard/flasher unit for tractors towing one or two trailers. Negative earth only.

PART NO.	DESCRIPTION	QTY
0-744-16	12V, 2 + 1 + 1/8 x 21W	1



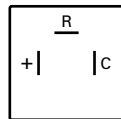
12V 4 x 21 + 5W Popple hazard unit.

PART NO.	DESCRIPTION	QTY
0-606-50	12V, 4 x 21 + 5W	1



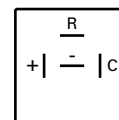
12V 1-6 x 21W hazard/flasher unit.
Negative earth only. There is no bulb failure indication on this unit.

PART NO.	DESCRIPTION	QTY
0-744-11	12V, 1-6 x 21W	1



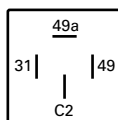
12V 2/4 x 21W hazard/flasher unit.
Electronic unit replacing hot wire type, without earth.

PART NO.	DESCRIPTION	QTY
0-606-00	12V, 2/4 x 21	1



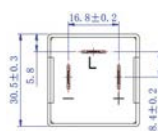
12V 2/4 x 21W hazard/flasher unit.
Negative earth only.

PART NO.	DESCRIPTION	QTY
0-744-38	12V, 2/4 x 21W	1



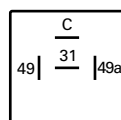
12V 2 + 1/6 x 21W caravan hazard/flasher unit. Negative earth only.

PART NO.	DESCRIPTION	QTY
0-744-62	12V, 2 + 1/6 x 21W	1



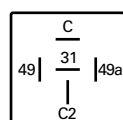
LED flasher unit 12V 0.02A - 20A.

PART NO.	DESCRIPTION	QTY
0-744-10	12V, 0.02A-20A	1



12V 2 + 1/6 x 21W caravan hazard/flasher unit. Negative earth only. C2 and 31 terminals on top.

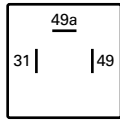
PART NO.	DESCRIPTION	QTY
0-744-37	12V, 2 + 1/6 x 21W	1



12V 2 + 1/6 x 21W caravan hazard/flasher unit. Negative earth only.

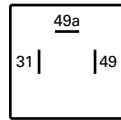
PART NO.	DESCRIPTION	QTY
0-744-36	12V, 2 + 1/6 x 21W	1

24V FLASHER UNITS



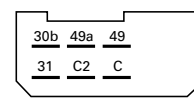
24V 2/4 x 21W hazard/flasher unit.
Negative earth only.

PART NO.	DESCRIPTION	QTY
0-744-24	24V, 2/4 x 21W	1



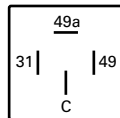
24V 1-6 x 21W hazard/flasher unit.
Negative earth only. There is no bulb failure indication on this unit.

PART NO.	DESCRIPTION	QTY
0-744-23	24V, 1-6 x 21W	1



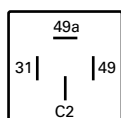
24V 3+1/8 x 21W hazard/flasher unit.
Negative earth only.

PART NO.	DESCRIPTION	QTY
0-744-54	24V, 3+1/8 x 21W	1



24V 2/4 x 21W hazard/flasher unit.
Negative earth only.

PART NO.	DESCRIPTION	QTY
0-744-25	24V, 2/4 x 21W	1



24V 2 + 1/6 x 21W hazard/flasher unit. Negative earth only.

PART NO.	DESCRIPTION	QTY
0-744-26	24V, 2 + 1/6 x 21W	1



REQUIRE ADDITIONAL HELP?

Durite's expert technical team is on hand and dedicated to providing the best support for you, from training videos, product articles, to on-site visits.



Whenever issues arise, our technical team is here to help.

Scan the QR code to go to the online help desk or email techteam@durite.co.uk



EXPLORE THE RANGE ONLINE,
VISIT WWW.DURITE.CO.UK

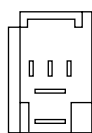


LOOKING FOR VOLTAGE SENSITIVE RELAYS? *See page 224.*



SOCKETS

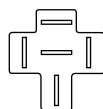
SOCKETS FOR RELAYS AND FLASHER UNITS



Bulkhead socket for micro relays.

- Accepts up to 2 x 2.8mm 3 x 4.8mm and 2 x 6.3mm terminals
- Can be gang mounted
- Supplied with locking terminals

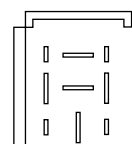
PART NO.	DESCRIPTION	QTY
0-729-03	Bulkhead socket	1
2-729-03	Bulkhead socket	10
3-729-03	Bulkhead socket	100



Universal flying socket for flasher units and relays.

- Accepts up to 5 x 6.3mm terminals
- Supplied with locking terminals

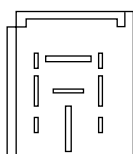
PART NO.	DESCRIPTION	QTY
0-729-02	Universal	1



Bulkhead socket for flasher units and relays.

- Accepts up to 4 x 2.8mm and 5 x 6.3mm terminals
- Can be gang mounted
- Supplied with locking terminals

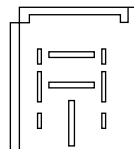
PART NO.	DESCRIPTION	QTY
0-729-00	Bulkhead socket	1
2-729-00	Bulkhead socket	10
3-729-00	Bulkhead socket	100



Bulkhead socket for controllers, flasher units and relays.

- Accepts up to 4 x 2.8mm, 3 x 6.3mm and 2 x 9.5mm terminals
- Can be gang mounted
- Supplied with locking terminals

PART NO.	DESCRIPTION	QTY
0-729-01	Bulkhead socket	1
3-729-01	Bulkhead socket	100



Bulkhead socket for controllers and heavy-duty relays.

- Accepts up to 4 x 2.8mm, 2 x 6.3mm and 3 x 9.5mm terminals
- Can be gang mounted
- Supplied with locking terminals

PART NO.	DESCRIPTION	QTY
0-729-04	Bulkhead socket	1
3-729-04	Bulkhead socket	100

RELAY BOXES

RELAY HOLDERS

4-way mini relay holder.

- Relay box for 4x mini relays
- Supplied with mounting feet, cover and terminals.
- Can be clipped together with fuse box 0-234-66 and relay holder 0-729-06



Q SEE ALSO: Fuse Box 0-234-66 on page 204

PART NO.	DESCRIPTION	QTY
0-729-05	Mini relay holder	1

7-way micro relay holder.

- Relay box for 7x micro relays
- Supplied with mounting feet, cover and terminals.
- Can be clipped together with fuse box 0-234-66 and relay holder 0-729-05



PART NO.	DESCRIPTION	QTY
0-729-06	Micro relay holder	1

SOLENOIDS

UNIVERSAL SOLENOIDS

FOOT OPERATED SOLENOID

Replaces SW-4001, 4005, 4010, 4015, 4201



PART NO.	DESCRIPTION	QTY
0-335-50	Foot operated solenoid	1

MAKE AND BREAK SOLENOID, 150A & 100A

- Isolated return
- Rated at 150A continuous at 12V
- Rated at 100A at 24V



PART NO.	DESCRIPTION	QTY
0-335-06	12V, rated at 150A	1
0-335-07	24V, rated at 100A	1

MAKE AND BREAK SOLENOID, 80A & 50A

- Isolated return
- Rated at 80A intermittent at 12V
- Rated at 50A at 24V
- This solenoid is not waterproof



PART NO.	DESCRIPTION	QTY
0-335-46	12V, rated at 80A	1
0-335-47	24V, rated at 50A	1

CHANGE OVER/REVERSING SOLENOID, 80A & 50A

- Isolated return
- Rated at 80A intermittent at 12V
- Rated at 50A at 24V
- This solenoid is not waterproof



PART NO.	DESCRIPTION	QTY
0-335-56	12V rated at 80A	1
0-335-57	24V rated at 50A	1

CHANGE OVER/REVERSING SOLENOID, 100A

- Isolated return
- Rated at 100A intermittent at 12V
- M8 studs and 6.3mm blade terminals



PART NO.	DESCRIPTION	QTY
0-335-58	12V	1
0-335-59	24V	1

STARTER SOLENOIDS

12V SOLENOID

Lucas 76411, 76415, 76417, 76425, 76426, 76445, 76450, 76460, 76464, 76465, 76766, 76470, 76471, 76485, 76486, 76703, 76772, 76776, 4ST, SRB325

PART NO.	DESCRIPTION	QTY
0-335-00	12V	1

Lucas 76497, 76770, 76771, 76986 (Cold start)

PART NO.	DESCRIPTION	QTY
0-335-01	12V	1

Lucas 76795, 76789, 4ST, SRB335 (Cold start)

PART NO.	DESCRIPTION	QTY
0-335-02	12V	1



24V SOLENOID

Lucas 76735, 76775, 76783, 76788, 76844, SRB322, SRB323, SRB349, SRB350, SRB351

PART NO.	DESCRIPTION	QTY
0-335-08	24V	1



Manual button and isolated return

THE BEST SUPPORT TEAM FOR YOU

Durite's expert technical team is dedicated to providing the best support for you.

They manage the testing and configuration of our All-In-One Progressive Safe Systems (PSS) and vehicle safety equipment, ensuring everything runs smoothly.



WHENEVER ISSUES ARISE, OUR TECHNICAL TEAM IS HERE TO HELP

Support available:

- ✓ Installation & training videos
- ✓ Product technical documentation
- ✓ Knowledge base articles
- ✓ On-site support visits
- ✓ Product quality inspections
- ✓ Warranty information & claims
- ✓ General technical assistance




Scan the QR code to go to the online help desk or email

techteam@durite.co.uk

What our customers have said:

"Warranty and returns process is really good and there's no quarrel when we have faulty items. Technical support are always helpful and find out any answers if unsure."

"Good quality, friendly customer services and knowledgeable, helpful technical department."



08

BATTERY CHARGERS & MAINTENANCE



BOOSTER PACKS	272
BATTERY CHARGERS	274
BATTERY TESTERS	277
BATTERY MAINTENANCE EQUIPMENT	278

BRINGING YOU THE LATEST TECHNOLOGY FOR A LONG & CONSISTENT VEHICLE BATTERY LIFE.



LI-POLYMER BOOSTER PACKS

START VEHICLES UP TO 18 LITRES

Highly portable, small and compact with a self-contained battery booster that can start 12/24V vehicles in seconds.



Compatible with both petrol and diesel vehicles



Digital battery life display; Know how much power is left



Latest battery technology; Long & consistent battery life



Charge from Mains or 12VDC lighter socket

12/24V BOOSTER PACKS

12/24V LITHIUM POLYMER BATTERY BOOSTER PACK



Smart jump leads



"Start vehicles up to 18 litres."

- Capacity; 56,000mAh (207.2Wh)
- Start current; 1000A, Peak current; 2000A
- 29V/2A super fast charge
- USB output - 5V 3A, Cigarette socket 12V 10A
- 3W LED work light/SOS light
- L 600 x W 188 x H 148.7mm

MOST POWERFUL TO DATE!
SUPPLIED WITH BOTH 12VDC
& 230VAC CHARGERS.

PART NO.	DESCRIPTION	QTY
0-649-50	12/24V booster pack	1

12/24V LITHIUM POLYMER BATTERY BOOSTER PACK



LCD state of charge display



"Start vehicles up to 16 litres."

- Capacity; 42,000mAh
- Start current; 600A, Peak current; 1500A
- Cycle life; 1,000 times
- Dual USB output- 1 x 2.1A, 1 x 1.0A
- 3W LED work light/SOS light
- LCD display with battery state of charge indicator
- L 250 x W 247 x H 95mm

PART NO.	DESCRIPTION	QTY
0-649-40	12/24V booster pack	1
0-649-93	UK charger	1



Durite Battery Chargers & Maintenance range includes jump packs, smart chargers and, voltage & battery testers.

BATTERY CHARGERS BOOSTER PACKS

12V & 24V AGM BATTERY BOOSTER PACK

Heavy-duty booster packs with high-capacity AGM batteries and double pole 12V & 24V switching technology, internal surge and spike suppression and buzzer warning.

- Up to 7000A peak current
- 5A microprocessor controlled multi-stage charger
- High capacity AGM batteries up to 32Ah
- LED voltage indicator
- 8 hours charging time
- Supplied with 2m cable & 500A insulated power clamps
- Power coated steel casing



Doubles power for 12V starts

PART NO.	VOLTAGE	START CURRENT	COLD CRANK	PEAK CURRENT	CAPACITY	WEIGHT	DIMENSIONS	QTY
0-649-43	12V	1,900A	900A	7,000A	2 x 32Ah	28Kg	L 420 X W 270 X D 25mm	1
	24V	950A	450A	3,500A				

12V BOOSTER PACKS

12V MINI BOOSTER PACK

- Capacity; 8000mAh/29.6Wh
- Start current 250A, Peak current 1200A
- For 12V lead acid/AGM/Gel battery vehicles only
- Dual USB output - 1 x 5V/2.1A, 1 x USB-C 5V/2A
- LED work light/SOS/strobe
- LED charging indicator - 25%, 50%, 75%, 100%
- Supplied with Smart jumper cable & USB cable
- L 148 x W 76 x H 23.5mm

NEW



Smart jump leads

PART NO.	DESCRIPTION	QTY
0-649-23	Mini booster pack	1

"Start petrol vehicles up to 4.0 litres and diesel vehicles up to 2.4 litres.."

12V BOOSTER PACK

- Capacity; 16,000mAh/59.2Wh
- Start current 500A, Peak current 2500A
- For 12V lead acid/AGM/Gel battery vehicles only
- 3 USB outputs - 1 x 5V/3A, 1 x 5V/2.4A, 1 x USB-C 5V/3A
- LED work light/SOS/strobe
- LED charging indicator - 10% 25%, 50%, 75%, 100%
- Supplied with Smart jumper cable, USB cable & carry case

NEW



Smart jump leads

PART NO.	DESCRIPTION	QTY
0-649-29	12V booster pack	1

"Start petrol vehicles up to 7.0 litres and diesel vehicles up to 5 litres.."

BATTERY CHARGERS

HEAVY-DUTY TROLLEYS

6/12/24V, 60A START-ASSIST/CHARGER



- With charge timer for professional use
- 'Hi', 'Medium' and 'Low' charge rate options with 12V, 175A 'Start Assist', voltmeter, ammeter and thermal auto-reset overload protection
- Powder coated steel case, rubber wheels and chromium plated handle
- Supplied with crocodile clip and leads

PART NO.	DESCRIPTION	QTY
0-648-80	60A	1

12/24V HEAVY-DUTY SMART TROLLEY CHARGER, 200A 12V STARTER



The heavy-duty smart trolley charger/starter for 12/24V, STD, AGM, and GEL batteries is fully automatic, with a one button operation and can be easily wheeled anywhere.

- Starting current 200A (12V only)
- Input voltage 220-240VAC
- Protected to IP20
- 3 charge settings, rapid, fast & normal
- Protected against overcharge, short circuit and reverse polarity
- Supplied with smart clamp leads
- Handy storage area for small tools
- UKCA, RoHs and CE approved
- L 390 x W 270 x H 800mm
- 16Kg

PART NO.	VOLTAGE	STD	AGM	GEL	RAPID CHARGE	FAST CHARGE	NORMAL CHARGE	QTY
0-648-50	12V	14.4V	14.1V	14.7V	60A	30A	10A	1
	24V	28.8V	28.2V	29.4V	30A	15A	5A	

12/24V HEAVY-DUTY CRANK MASTER TROLLEY STARTER



The heavy-duty crank master starter for 12/24V AGM, GEL, Deep Cycle, WET, MF batteries includes two high quality internal batteries (2 x 45Ah).

- Input 12VDC (2-10A)
- Output 12/24VDC
- 2 x 45Ah AGM internal batteries
- Protected to IP21
- Cable length 1.77m
- Overcharge, short circuit and reverse polarity protection
- L 393 x W 260 x H 884mm
- UKCA, CE Approved
- 38.4Kg

PART NO.	VOLTAGE	START CURRENT	PEAK AMP	QTY
0-649-80	12V	2000A	9000A	1
	24V	1000A	4500A	

“ Quality essentials for your Electric Vehicles ”

ELECTRIC VEHICLES

EV ONLY PRODUCTS

EV TYPE 2 CHARGER WITH UK 3-PIN PLUG



EV only product

Type 2 Charger with UK 3-Pin plug allows you to charge your vehicle anywhere with Mains power. With an adjustable 6-13A output it can be used to charge any electric vehicles with type 2 charging point and Li-ion battery.

- 110-230V AC, 3.6KW
- Rated current 6A, 8A, 10A & 13A
- LED display control box; Temp, charging time, voltage, current & power
- Protected against short circuit, over/under frequency, over current, leakage current, over temp, overload, over/under voltage and offers ground protection
- Control box protected to IP67. Type 2 connector protected to IP54
- 5m cable
- 2.3Kg
- IEC 62752, IEC 61851 UKCA, CE, RoHS, REACH Approved



PART NO.	DESCRIPTION	QTY
0-648-75	EV type 2 charger	1

SINGLE PHASE EV TYPE 2 EXTENSION CABLE



EV only product

- 5 metre type 2 extension cable
- Single Phase 110-230VAC
- Protected to IP54
- UKCA, CE, RoHS Approved, IEC62196-1 2014, EC62196-2 2017



PART NO.	DESCRIPTION	QTY
0-731-32	32A single phase	1

THREE PHASE EV TYPE 2 EXTENSION CABLE



EV only product


- 5 metre type 2 extension cable
- Three Phase 480VAC
- Protected to IP54
- UKCA, CE, RoHS Approved, IEC62196-1 2014, EC62196-2 2017



PART NO.	DESCRIPTION	QTY
0-731-33	32A three phase	1



WE'RE ON SOCIAL MEDIA FOLLOW US @DURITELIMITED



BATTERY CHARGERS

BENCH BATTERY CHARGERS | FIXED OUTPUT

6/12V 1A BATTERY CHARGER/MAINTAINER



- Charging 6/12V lead-acid battery only
- Input AC 100V-240V
- Rated current 1A
- Output max 7.2V DC/14.4V DC
- 3 stage charging
- L 125 x 690 x W 720mm
- CE approved

Suitable for 6 or 12V vehicles

PART NO.	DESCRIPTION	QTY
0-647-31	1A	1

6/12V 4A OR 6.5A BATTERY CHARGER/MAINTAINERS



9 stage charging

- 6/12V
- Input AC 200V-240V Lead-Acid battery, AGM and Li-Phosphate battery only
- Rated current 4A or 6.5A
- Protected to IP65
- CE approved

Li-phosphate charger.

PART NO.	DESCRIPTION	QTY
0-647-34	4A - L 219 x H 53 x W 90mm	1
0-647-36	6.5A - L 250 x H 65 x W 111mm	1

12/24V 12A BATTERY CHARGER/MAINTAINER



Suitable for 12 or 24V vehicles

Charging and maintenance for 12/24V normal lead-acid, maintenance-free lead-acid, AGM, GEL and 12V Li-phosphate battery.

- 12/24V Battery 12A
- Input AC 100V-240V
- 9 stage charging
- L 219 x H 123 x W 199mm
- CE approved

Li-Phosphate charger.

PART NO.	DESCRIPTION	QTY
0-647-42	12A	1

12V OR 24V AUTOMATIC AUTOMOTIVE BATTERY CHARGERS



- For all lead/acid batteries, including sealed for life, gel and maintenance free
- Features: micro chip controlled three stage charging, allowing the charger to be left permanently connected without harming the battery
- On/off switch, detachable wall-mount brackets, supplied with crocodile clips and leads

PART NO.	DESCRIPTION	QTY
0-647-10	12V, 10A	1
0-647-20	12V, 20A, input 100 - 240VAC, 50 - 60Hz	1
0-647-60	24V, 10A, input 100 - 240VAC, 50 - 60Hz	1

BATTERY CHARGERS BATTERY CHARGERS

PLUG TYPE BATTERY CHARGERS & LEAD SET

AUTOMATIC AUTOMOTIVE BATTERY CHARGERS

- For all lead/acid batteries, including sealed for life, gel and maintenance free
- Features: micro chip controlled three stage charging, allowing the charger to be left permanently connected without harming the battery
- Supplied with crocodile clip and leads
- Input 100-240VAC, 50-60Hz



PART NO.	DESCRIPTION	QTY
0-647-02	12V, 2.7A	1

LEAD SETS

- DC cord AWG 20 x 1750mm
- One end with 2-pin plug the other with ring terminals or crocodile clips
- Compatible with 0-647-02/03/04, 0-647-06/10/55

Item shown 0-647-96.

PART NO.	DESCRIPTION	QTY
0-647-96	With 6.00mm ring terminals	1
0-647-99	With crocodile clips	1
0-647-98	With 8.00mm ring terminals	1



BATTERY TESTERS ELECTRONIC TESTERS

DIGITAL BATTERY TESTER

- 12/24V
- Start/charge analyser
- LCD display
- Microprocessor controlled
- Suitable for lead-acid automotive batteries
- Voltage tolerance +/- 3%
- CCA tolerance +/- 5%

Suitable for CCA Capacity:
SAE 100 to 1700
DIN 100 to 1000
IEC 100 to 1000
EN 100 to 1700



PART NO.	DESCRIPTION	QTY
0-524-74	12/24V	1

ELECTRONIC BATTERY TESTER

- 12/24V
- Start/charge analyser
- LCD display
- Microprocessor controlled
- Suitable for lead-acid automotive batteries
- Built in 37mm thermal printer
- Voltage tolerance +/- 3%
- CCA tolerance +/- 5%

Suitable for CCA Capacity:
SAE 100 to 1700
DIN 100 to 1000
IEC 100 to 1000
EN 100 to 1700



Internal printer

PART NO.	DESCRIPTION	QTY
0-524-73	12/24V with internal printer	1
0-524-98	Replacement paper rolls	1

BATTERY CHARGERS BATTERY TESTERS

DISCHARGE TESTER

12V DISCHARGE TESTER FOR LEAD-ACID AUTOMOTIVE BATTERIES



Selectable load setting 125A or 250A, and an automatic 10 second test period indicator.

PART NO.	DESCRIPTION	QTY
0-524-00	25A/250A	1

BATTERY MAINTENANCE EQUIPMENT

BOX, CLAMPS & CARRIERS

Battery boxes & carries are not supplied with a battery.

BATTERY BOX WITH BUILT-IN 500W PURE SINE WAVE INVERTER



- 12V Battery Box and built-in Pure Sine Wave Inverter
- 12V-230V
- 500W, 1000W peak power
- High current terminals + -
- Power socket x 2
- Dual USB socket (5V/2.1A, 5V/1A)
- Switch with 10A circuit breaker to protect the socket
- Voltmeter socket: 5V-15V
- 2 x Anderson connectors with 30A fuse
- Over current protection, short circuit protection, fan cooling temperature protection
- Max usable size - W190 x L330 x H230mm

PART NO.	DESCRIPTION	QTY
0-087-60	Battery box with PSW inverter	1

BATTERY BOX



Black PP comes with webbing tie down.

PART NO.	DESCRIPTION	QTY
0-087-40	Small W 180 x L 275 x H 200mm	1
0-087-45	Large W 185 x L 325 x H 200mm	1
0-087-55	Extra large W 230 x L 450 x H 310mm	1

TWO ARM BATTERY CARRIER



- Acid-resisting Balata belt, 25mm wide
- With quick-fix grips to fit terminal posts
- Hooks for flat battery posts

PART NO.	DESCRIPTION	QTY
0-226-00	Battery carrier	1

BATTERY HOLD DOWN CLAMP

- Punched angle bracket 380mm and two threaded J bolts
- 300mm with wing nuts
- Tin plated
- Adjusts to fit all popular sizes of battery

PART NO.	DESCRIPTION	QTY
0-087-75	Battery hold down clamp	1



BATTERY ACCESSORIES

STANDARD BATTERY POSTS & TERMINALS BRUSH

Brush for cleaning standard battery posts & terminals.

PART NO.	DESCRIPTION	QTY
0-314-50	Brush	1



WIRE BRUSH WITH HARDWOOD HANDLE

3 rows of 35mm long steel bristles.

PART NO.	DESCRIPTION	QTY
0-314-00	Wire brush	1



AUTOMATIC BATTERY FILLER

- Dispenses distilled water
- Automatically stops when the correct level of electrolyte is reached in each battery cell
- 1 litre capacity

PART NO.	DESCRIPTION	QTY
0-149-50	Battery filler	1



HIGH QUALITY MERCHANDISE

Raise awareness among customers with Durite Merchandising.

A wide range of tools to choose from;

- Stands & display units
- Durite Catalogue
- Brochures & Flyers
- Signs & Posters



STAND17

SCAN THE QR CODE TO DOWNLOAD
OUR MERCHANDISE LEAFLET.
FULL RANGE AVAILABLE ONLINE



“IMPROVE YOUR CUSTOMER
EXPERIENCE”

Durite Point-of-sale (POS) displays are versatile and suitable for showcasing any product, whether through standalone units or compact counter displays.

Contact your local Durite Rep for more information, or visit www.durite.co.uk



STAND11



STAND12



STAND19

Tall & short options, with or without products.

09

WORKSHOP & TEST EQUIPMENT



INSPECTION LAMPS	282
WIRING TOOLS	286
TEST EQUIPMENT	290
SOLDERING	291
WORKSHOP POWER.....	293

**TRADITIONAL
& SPECIALIST WIRING
TOOLS & WORKSHOP
LIGHTING.**



INSPECTION LAMPS

RECHARGEABLE COB LED UNDER BONNET LAMP WITH MOTION SENSOR



**Motion
Sensor**

NEW



LED IP20 1000LM

- 10W, 3.7V, 4400mAh Li-ion battery
- 1000 lumens
- 2 light modes - Main light 50%, 100%
- Body rotates 360°, handles rotates 180°, 2 hooks, magnets & motion sensor
- USB-C 5V/1A
- Protected to IP20
- L 500 x W 40 x H 40mm
- CE and RoHS approved

PART NO.	DESCRIPTION	QTY
0-542-03	10W Under bonnet lamp	1

RECHARGEABLE COB LED INSPECTION LAMP WITH AUX TYRE PRESSURE GAUGE



LED IP20 180LM

- 2W, 3.7V, 500mAh Li-ion battery
- Tyre pressure can be read in PSI, BAR, KPA, KG/CM²
- 3 light outputs; top, main 50 & 100%
- LCD screen, belt clip and side magnet
- 2 hours run time, fast charge in only 40 minutes
- Protected to IP20
- L 170 x W 20 x D 30mm
- CE and RoHS approved

PART NO.	DESCRIPTION	QTY
0-699-90	2W inspection lamp with pressure gauge	1


2000 LUMENS HEAVY-DUTY INSPECTION LAMP



LED IP54 2000LM

- 16W, Li-ion 3.7V 5200mAh battery
- COB LED inspection lamp
- Magnetic base/back, hook, 90° fold & 360° twist bottom
- 3 light outputs: top, main 50% & 100%
- 2000 lumens, top light 120 lumens
- Battery state-of-charge indicator
- Plug jack UK charger
- Protected to IP54, IK06
- CE, RoHS approved

PART NO.	DESCRIPTION	QTY
0-699-63	Heavy-duty inspection lamp	1
0-699-93	UK 3-PIN charger	1



WORKSHOP TOOLS & TEST EQUIPMENT WORKSHOP TOOLS INSPECTION LAMPS

DUAL RECHARGEABLE LED INSPECTION LAMP

LED IP52 1000LM

- 10W, 3.7V 4400mAh Li-ion battery
- Strong magnet & hook
- 120° folding design
- 1000 lumens. Spot light 150 lumens
- 3 light outputs: top, 1 side, both sides
- Battery state-of-charge indicator
- Micro USB charging cable & charger
- Protected to IP52, IK08
- CE, RoHS approved



PART NO.	DESCRIPTION	QTY
0-699-62	Dual LED Inspection lamp	1
0-699-92	UK charger	1

CORDLESS FOLDABLE BASE INSPECTION LAMP

LED IP44 300LM

- 3W, 3.7V 1800mAh Li-ion battery
- Magnet & 108° folding base
- 300 lumens. Top light 20 lumens
- 3 lighting settings: top, main 50% & 100%
- Battery state-of-charge indicator
- Micro USB charging cable
- Protected to IP44
- CE, RoHS approved



PART NO.	DESCRIPTION	QTY
0-699-64	COB LED foldable inspection lamp	1

RECHARGEABLE LED COB INSPECTION LAMP

LED IP54 600LM

- 7W, 3.7V, 2600mAh Li-ion battery
- Main light 600 lumens. Top light 120 lumens
- 5 Battery state indicator LEDs
- Magnetic 360° swivel base & hook
- Battery lasts up to 16.5 hours, up to 4 hours recharge time
- CE, RoHS approved



PART NO.	DESCRIPTION	QTY
0-699-86	LED lamp	1

MINI INSPECTION LAMP

LED IP20 220LM

- 2W Li-ion 3.7V 2200mAh battery
- COB LED inspection lamp with magnet and hook
- 220 lumens
- USB direct charging
- Protected to IP20
- L 48.6 x W 36.7 x H 160mm
- CE approved



PART NO.	DESCRIPTION	QTY
0-699-74	Mini inspection lamp	1

LED RECHARGEABLE 2 MAGNETS & 2 HOOKS LAMP

LED IP20 300LM

- 3W, Li-ion 3.7V 1800mAh battery
- COB LED inspection lamp with 2 magnets and 2 hooks on back
- 300 lumens
- 2 light output modes: low or high
- USB cable
- Protected to IP20
- L 280 x W 56 x H 35mm
- CE approved



PART NO.	DESCRIPTION	QTY
0-699-68	Rechargeable inspection lamp	1

LED RECHARGEABLE INSPECTION LAMP WITH TOP LED



LED IP20 300LM

- 3W Li-ion 3.7V 1800mAh battery
- COB LED lamp with telescopic body, strong magnet and hook
- 300 lumens
- 2 light output modes: low, high
- USB cable
- L 194 x W 43 x H 32mm
- CE approved



PART NO.	DESCRIPTION	QTY
0-699-67	Inspection lamp	1

CORDLESS COB FOLDABLE INSPECTION LAMP



LED IP54 600LM

- 5W, 3.7V 2600mAh Li-ion battery
- Powerful magnet & swivel
- 120° folding design
- 600 lumens. Top light 120 lumens
- 3 lighting settings: top, main 50% & 100%
- Battery state-of-charge indicator
- USB charging cable & UK plug
- Protected to IP54, IK07
- CE, RoHS approved

PART NO.	DESCRIPTION	QTY
0-699-72	COB LED foldable inspection lamp	1

INSPECTION LAMP WITH 360° ADJUSTABLE NECK



LED IP20 500LM

- 5W Li-ion 3.7V 2600mAh 18650*1 battery
- COB LED lamp with 360° adjustable neck & 180° rotatable head
- Main light 300, 500 lumens
- Torch 80-100 lumens, magnet & hook
- Protected to IP20, IK07
- Run time: 2-4.5 hours, Torch 12 hours
- L 35 x W 60 x H 200mm
- CE, RoHS approved



✔ Suitable for work in narrow spaces.

PART NO.	DESCRIPTION	QTY
0-699-52	Adjustable neck inspection lamp	1

INSPECTION LAMP WITH SEAT BELT CUTTER



LED IP20 200LM

- 2W COB with red SOS function
- Seat belt cutter & glass breaker
- 1W torch and magnet
- Main light 200 lumens, Torch 70 lumens
- Protected to IP20
- 3 x AAA required (supplied)
- Run time 3 hours
- Supplied with in-vehicle mount bracket
- L 47.3 x W 22 x H 158.5mm
- CE, RoHS approved

✔ Ideal for emergency situations.

PART NO.	DESCRIPTION	QTY
0-699-53	Emergency inspection lamp	1



LOOKING FOR A MAGNETIC LAMP OR ONE WITH HANDLE?

See pages 80 & 81.



WORKSHOP TOOLS & TEST EQUIPMENT WORKSHOP TOOLS INSPECTION LAMPS

MOTION SENSOR COB LED HEAD TORCH



Motion Sensor



LED IP54 350LM

- 3W, 3.7V 1200mAh Li-ion battery
- Motion sensor
- COB 350 or 150 lumens, torch 150 or 60 lumens
- Full charging time of up to 2.5 hours
- Protected to IP54
- Up to 8hrs run time
- L 300 x W 32 x H 20mm
- CE, RoHS approved

PART NO.	DESCRIPTION	QTY
0-699-59	3W head torch	1

2W COB LED LIGHT WITH UV LIGHT



Leak Detection

NEW



LED IP44 280LM

- 2W COB main light, 280 lumens
- 1W torch, 80 lumens
- 1.5W UV LED, 395nm wavelength for leak detection
- 4 lighting modes: Full, Half, torch & rear UV
- Run time: 4.5 hrs (COB), 3 hrs (torch), 2 hrs (UV)
- 2-hour charge time
- 180° folding head for flexible use
- Strong magnetic base and pocket clip
- Protected to IP44
- CE and RoHS approved



PART NO.	DESCRIPTION	QTY
0-699-57	2W inspection lamp with UV light	1
4-699-57	Inspection lamps with counter stand	25

AIR COMPRESSOR

PORTABLE AIR COMPRESSOR - 30L/M 150PSI



NEW

- Rechargeable li-Ion compressor, power bank & torch
- 150PSI Max, 30L/m Max
- Product size: L 181 x H 53 x W 67mm
- 5 measurement units - PSI, KPA, BAR, KG/CM² with auto off function
- Supplied with 300mm Air hose, charging cable & nozzle kit
- Ultra-bright LED screen
- Input USB-C 5V/2A, Output USB-A 5V/2.1A
- Power bank - 6000mAh (22.2Wh)
- 3.5hr charging time
- SOS light

Mini & Compact

PART NO.	DESCRIPTION	QTY
0-674-10	Air compressor, power bank & torch	1

12V PORTABLE TWIN PISTON AIR COMPRESSOR



- 150 PSI max inflation
- Product size: 200 x 245 x 95mm
- Max voltage: 13.8V. Max Amperage: 23A
- Output volume: 65L/pm, Inflates ordinary car tyre in 3 minutes (>30 PSI)
Max duty cycle: 40 minutes
- 2.5m battery cord with clamp
- 2 nozzle adapters and 1 sports needle
- Comes with robust carry case
- 5m PU retractable cable and 250mm rubber hose with pressure gauge

PART NO.	DESCRIPTION	QTY
0-674-00	12V Air compressor	1

WIRING TOOLS

CRIMPING TOOLS


CRIMPING TOOLS

Will also cut or strip six sizes of cable.



For the three sizes of pre-insulated terminals and ignition terminals.

PART NO.	QTY
0-702-00	1



For three sizes of un-insulated terminals and ignition terminals.

PART NO.	QTY
0-703-00	1



For the three sizes of pre-insulated terminals and ignition terminals.

PART NO.	QTY
0-702-10	1

HDSCS CRIMPING TOOL



Crimp tool for Heavy-Duty Sealed Connector Series (HDSCS) un-insulated terminals. 1.5mm (0-012-19) and 2.8mm (0-012-18) Terminals.

Supports Mate and Lock 2mm Pin 0-013-21 and Receptacle 0-013-23.

PART NO.	QTY
0-703-70	1

- 🔧 For HDSCS terminals see page 174.
- 🔧 For Assorted HDSCS kit see page 208.

NEW

RATCHET CRIMPING TOOLS

- The crimp must be complete before the tool ratchet can be released
- Pressure can be adjusted



PART NO.	DESCRIPTION	QTY
0-702-50	For pre-insulated terminals	1
0-703-54	For heat shrink terminals	1



For medium to large un-insulated terminals.

PART NO.	QTY
0-703-50	1



For 'Econoseal' and 'Superseal' terminals, wire sizes 0.5 to 2.0mm².

PART NO.	QTY
0-703-51	1

WORKSHOP TOOLS & TEST EQUIPMENT WIRING TOOLS CRIMPING TOOLS

RATCHET CRIMPING TOOLS CONT.

- The crimp must be complete before the tool ratchet can be released
- Pressure can be adjusted



For 'Junior PowerTimer' terminals, wire sizes 0.5 to 2.0mm².

PART NO.	QTY
0-703-52	1



For 'JuniorTimer' terminals, wire sizes 0.5 to 2.0mm².

PART NO.	QTY
0-703-53	1



For 4 sizes of un-insulated and tube terminals from 10mm² to 35mm² cable.

PART NO.	QTY
0-703-60	1

9" PLUS QUICK CHANGE RATCHET CRIMPER KITS

Delphi Weather Pack



- 47 piece ratchet crimper kit supplied in BMC
- Suitable for: Delphi weather pack terminals, Junior power timer contacts & Deutsch contacts

Kit includes;
 1 x 9" plus quick change ratchet crimper
 5 x Jaws (H6, H7, K7, L, L1)
 1 x 7" 4-way wire stripper
 8 x Ø1.4 wire seal for delphi weather pack
 8 x Ø2.5 wire seal for delphi weather pack
 8 x delphi weather pack terminals 0.5-0.85mm²
 8 x delphi weather pack terminals 1.25-2mm²
 8 x storage boxes

PART NO.	QTY
0-703-30	1

Superseal Terminals



- 47 piece ratchet crimper kit supplied in BMC
- Suitable for: 1.5 Superseal terminals, Junior power timer contacts & Deutsch contacts

Kit includes;
 1 x 9" plus quick change ratchet crimper
 5 x Jaws - H2, H3, K7, L, L1
 1 x 7" 4-way wire stripper with lock
 8 x Ø1.0 wire seal with 1.5 superseal
 8 x Ø1.4 wire seal for 1.5 superseal
 8 x male & female superseal terminals 0.3-0.5mm²
 8 x male & female superseal terminals 0.85-1.25mm²
 8 x storage boxes

PART NO.	QTY
0-703-40	1

Jaws

H2 - Superseal 1.5 (small & large)
 H3 - Superseal 1.5 (medium)

H6 - Weather Pack (small)
 H7 - Weather Pack (large)
 K7 - Deutsch Solid (size 10/16/12)

L - JPT
 L1 - JPT/MCP

WORKSHOP TOOLS & TEST EQUIPMENT WIRING TOOLS CRIMPING TOOLS

HEAVY-DUTY CRIMPING TOOL



Heavy-duty crimping tool, sprung loaded punch, crimping can be achieved in vice or with hammer. Suitable for our copper tube connectors up to cable CSA of 95mm².

PART NO.	QTY
0-703-90	1

HEAVY-DUTY HAND CRIMPING TOOLS



Large crimping tool for un-insulated and tube terminals. Adjustable crimp for 10mm² to 120mm² cable.

PART NO.	QTY
0-703-80	1



Heavy-duty crimping tool for uninsulated tube terminals. Creates hexagonal crimps for 6, 10, 16, 25, 35, 50, 70, 95, 120mm² conductors. Tool length 660mm.

PART NO.	QTY
0-703-85	1

CRIMPING TOOLS FOR BRASS NIPPLES

Snip-snap tool for inserting solder or crimp nipples into connectors.



PART NO.	QTY
0-004-00	1

Crimping tool for brass nipples.



PART NO.	QTY
0-004-50	1


DEUTSCH CRIMPING TOOL

Deutsch Crimping Tool for D-sub contacts, AWG12-20.



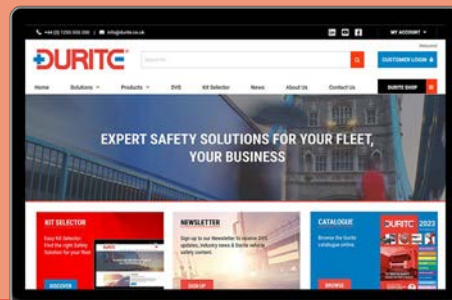
PART NO.	QTY
0-703-20	1

TERMINAL EXTRACTION TOOL SET



Terminal extraction tool set.

PART NO.	QTY
0-703-99	1



**FOR STOCK AVAILABILITY VISIT
WWW.DURITE.CO.UK
OR EMAIL INFO@DURITE.CO.UK**

WORKSHOP TOOLS & TEST EQUIPMENT WIRING TOOLS CABLE CUTTERS & STRIPPERS

CABLE CUTTERS AND STRIPPERS

8" MULTI-FUNCTION CUTTER

Heavy-duty 8" Multi-function wire cutters, stripper, crimper & cutter

- 56HRC cutting edge teeth
- 45° angled ergonomic handle
- Safety lock
- JIS420 J2 Stainless steel blades
- 10, 12, 14, 16, 18, 20, 22 AWG
- 6-4, 2.5-1.5, 0.5-0.3mm
- Crimper 0.5-16mm²
- RoHS



PART NO. QTY

0-704-25 1

"CUTS THROUGH 60MM BATTERY CABLE, EVEN WITH YOUR LEFT HAND"

CABLE CUTTERS



Wire side cutters for automotive cables up to 10mm². For soft copper cable only. Spring loaded handles with soft touch insulated grips. 13mm jaw opening, 160mm long.

PART NO. QTY

0-704-20 1



Heavy-duty wire side cutters for automotive cables up to 16mm². For soft copper cable only. Spring loaded handles with soft touch insulated grips. 22mm jaw opening, 200mm long.

PART NO. QTY

0-704-21 1



Cable cutter for automotive cables up to 100mm². For soft copper cable only.

PART NO. QTY

0-704-55 1

CABLE STRIPPERS



Stripping tool for cable up to 4mm². Incorporates cable cutter and crimper.

PART NO. QTY

0-704-00 1



SIGN UP TO DURITE'S E-NEWS FOR THE LATEST PRODUCT, INDUSTRY & REGULATORY NEWS.
WWW.DURITE.CO.UK

TEST EQUIPMENT

MULTIMETER

HAND-HELD DIGITAL MULTIMETER



- Large LCD display for basic functions
- Powered by 2AAA batteries
- CE approved

DC volts.....0 - 500V
 AC volts.....250V/200V
 DC amps.....2mA - 10A
 Resistance Ω.....200Ω - 20MΩ
 Temperature °C.....-40 to 1000
 Diode test.....Yes
 Continuity buzzer.....Yes
 Low battery sign.....Yes
 Display.....3½ digit <1999
 Auto 'OFF'.....15 Minutes
 Ranging.....Manual
 LCD size.....15 x 48mm
 Dimensions.....133x77x36mm

PART NO.	DESCRIPTION	QTY
0-798-00	Multimeter	1
0-798-96	Replacement lead set	1

AMMETER

INDUCTION AMMETER



- 30-0-30 amps
- Indicates approximate current and direction of flow when clipped to cables
- 57mm diameter

PART NO.	DESCRIPTION	QTY
0-534-30	Induction ammeter	1
0-534-75	75-0-75A version	1

DIAGNOSTICS

MEMORY SAVER TO FIT OBDII PLUG



- 12V memory saver
- Used to avoid the loss of memory during the battery replacement
- Clear LED indicators
- Low power warning when power is low
- Short circuit and polarity protection
- Fits OBDII sockets
- Supplied with crocodile clips and lead for 9V alkaline battery

PART NO.	DESCRIPTION	QTY
0-534-13	Memory saver	1

CIRCUIT & FUSE TESTERS

'ENERGY PROBE'



Energy probe for 12-48Vdc systems
 Multi-functional auto-electrician's circuit testing tool with LCD display.

- Voltmeter
- Tests DC polarity
- Tests circuit continuity
- Energises or powers components
- Indicates HT pulses, peak voltage
- RPM calculation

PART NO.	DESCRIPTION	QTY
0-534-70	Energy probe	1

HAND-HELD CIRCUIT TESTER



- Detects voltages between 6-24V
- The probe gives easy access to circuits and connectors
- Supplied with 24V bulb and a 1.5 metre lead with clip
- AC mains or high voltages will destroy this tester

PART NO.	DESCRIPTION	QTY
0-534-26	Circuit tester	1

FUSE TESTER PULLER



- Tests different size fuses
- LED light helps identify working fuses
- Tweezer end helps pull out faulty fuse

PART NO.	DESCRIPTION	QTY
0-534-29	Fuse tester puller	1

SOCKET TESTER

MULTI-FUNCTION SOCKET TESTER



- 12V or 24V Multi Function Truck & Trailer Socket Tester
- Test individual functions in a socket; continuous current, charging current from ignition, left & right turning signal, left & right parking light, brake light, fog light & reversing light
- Wireless control box with internal rechargeable Li-ion battery 20Ah 3.7V, (74 Wh)
- Bluetooth 2.4GHz hand-held tester
- Wireless range of up to 12m
- LCD indicates voltage and amp current
- Supplied with 7/13-PIN adaptor cable and BS1363 UK 3-PIN charger plug in a BMC
- UKCA CE

🔧 Add 0-534-91 to test 24V tractor units.

PART NO.	DESCRIPTION	QTY
0-534-90	Socket Tester	1
0-534-92	Socket Tester with 15-PIN adaptor	1



24V 15-PIN ADAPTOR

- 12V 13-PIN Female to 24V 15-PIN male and female
- Max load 150W

1. 12V 13-PIN Female
2. 24V 15-PIN socket to ISO12098
3. 24V 15-PIN plug to ISO12098

🔧 Use with 0-534-90 to test 24V vehicles.

PART NO.	DESCRIPTION	QTY
0-534-91	15-PIN adaptor	1

SOLDERING SOLDERING IRONS

Conforms to BS EN60/335 and BS EN60/335-2.45. With moulded thermo-plastic handles designed for comfort and grip. The tips are nickel-plated solid copper and mains leads are made to BS 6500 with a strain relief to protect the lead where it enters the handle.

MAGNASTAT TEMPERATURE CONTROLLED



- 230V, 200W
- Maintains a tip temperature of 370°C
- Conforms to 89/336/EEC & 73/23/EEC
- CE approved

PART NO.	DESCRIPTION	QTY
0-450-20	Soldering iron	1

HEAVY-DUTY SELF-IGNITING BUTANE 'PYROPEN'



- Heat up time 30 seconds
- Approximately 3 hours operation per charge of gas
- Supplied with hot blow nozzle, torch ejector, and protective cap

PART NO.	DESCRIPTION	QTY
0-450-80	Soldering iron	1

WORKSHOP TOOLS & TEST EQUIPMENT SOLDERING SOLDER

SOLDERING

WOOD RESIN CORED SOLDER



ISO 12224-1 and ISO 9453, 60% tin, 40% lead.

- 18 SWG (1.25mm), 0.5kg

PART NO.	DESCRIPTION	QTY
0-455-58	18 SWG	1

WOOD RESIN CORED SOLDER



ISO 12224-1 and ISO 9453, 40% tin, 60% lead.

PART NO.	DESCRIPTION	QTY
0-455-18	18 SWG (1.25mm), 0.5kg	1
0-455-00	13 SWG (2.50mm), 0.5kg	1
0-460-00	13 SWG (2.50mm), 2.5kg	1

WOOD RESIN CORED LEAD-FREE



ISO 12224-1 and ISO 9453.

PART NO.	DESCRIPTION	QTY
0-455-63	13 SWG (2.50mm), 97% tin 3% copper, 0.5kg	1
0-455-68	20 SWG (1.0mm), 97% tin, 3% copper, 0.5kg	1

WOOD RESIN CORED LEAD-FREE



ISO 12224-1 and ISO 9453, 96.5% tin, 3.0% silver 0.5% copper.

- 18 SWG (1.25mm), 0.5kg

PART NO.	DESCRIPTION	QTY
0-470-68	18 SWG	1

BLOWPIPE SOLDER



BS219, grade D, 30% tin, 70% lead

- Approximately 560mm long sticks

PART NO.	DESCRIPTION	QTY
0-469-00	Blowpipe solder	10

TINMANS SOLDER



BS219, grade D, 30% tin, 70% lead

- Approximately 350mm long sticks

PART NO.	DESCRIPTION	QTY
0-468-00	Tinmans solder	5

SOLDERING ACCESSORIES

"FLUXRITE" SOLDERING PASTE



Contains zinc and ammonium chlorides in petroleum grease - 100g.

PART NO.	DESCRIPTION	QTY
0-613-00	Soldering paste	1

"BAKER'S" NO 3" SOLDERING FLUID



Contains zinc and ammonium chlorides in a water base.

PART NO.	TYPE	QTY
0-620-00	125ml bottle	1
0-664-25	250ml bottle	1

FLUX FOR ALUMINIUM/COPPER



Flux for soldering aluminium or copper, type "Aluflux". 150gm.

PART NO.	DESCRIPTION	QTY
0-620-01	Soldering flux	1

WORKSHOP TOOLS & TEST EQUIPMENT SOLDERING BLOW TORCH

BLOW TORCH

BUTANE MICRO BLOW TORCH



Adjustable flame



Micro Torch with aluminum diamond cut metal handle, piezo auto-ignition, and adjustable hard/soft flames.

- Operating temperature of 900°
- Child-resistant safety lock
- Meet BS, US CPSC and CE Safety Standard and Certification and 26258"
- Compliance with ISO 9994: 2005 lighters safety specification
- L 110 x W 65 x H 150mm

PART NO.	DESCRIPTION	QTY
0-450-90	Micro blow torch	1

BUTANE LIGHTER/BLOW TORCH



- For low temperature soldering on 0-001-90 to 93 terminals and heat shrinking of terminals and heatshrink sleeving
- Refillable from standard butane gas lighter refill can

PART NO.	DESCRIPTION	QTY
0-450-99	Butane torch	1

WORKSHOP POWER PLUGS AND SOCKETS

16A PLUGS AND SOCKETS, TO BS4343. FOR OUTDOOR USE



PART NO.	DESCRIPTION	QTY
0-684-19	230V blue trailing socket	1
0-698-19	110V yellow trailing socket	1



PART NO.	DESCRIPTION	QTY
0-684-16	230V blue plug	1
0-698-16	110V yellow plug	1



PART NO.	DESCRIPTION	QTY
0-684-69	230V blue surface mounted socket	1
0-698-69	110V yellow surface mounted socket	1



PART NO.	DESCRIPTION	QTY
0-684-66	230V blue surface mounted plug	1
0-698-68	16A 110V yellow panel mounted socket	1



**FOR MORE INFORMATION, VISIT WWW.DURITE.CO.UK
OR CONTACT SALES@DURITE.CO.UK**

WORKSHOP TOOLS & TEST EQUIPMENT WORKSHOP POWER PLUGS & SOCKETS

PLUG TOPS WITH SLEEVED PINS & 13A FUSE

Approved to BS 1363/A and ASTA/BSI.



➤ See page 198 for main fuses.

PART NO.	DESCRIPTION	PART NO.	DESCRIPTION	QTY
0-698-01	White moulded rubber	0-698-18	Black moulded rubber	10
5-698-01	White moulded rubber	5-698-18	Black moulded rubber	1




LOOKING FOR AN INVERTER WITH CIGARETTE LIGHTER PLUG?
See page 212



Whenever issues arise, our technical team is here to help.

Scan the QR code to go to the online help desk



CABLE REELS

RETRACTABLE CABLE REEL



- Fitted with 7 + 1 metres of 2 core 1mm² 10A PVC insulated mains cable
- Incorporates circuit breaker protection
- Extends with a ratchet stop at every 500mm and has spring assisted rewind
- Protected to IP42
- CE approved

PART NO.	DESCRIPTION	QTY
0-718-08	Retractable cable reel	1

25M EXTENSION REEL



- 25 metres of 1.5mm², 15A, 3 core cable
- 16A 230V mains plug
- Two 16A 230V socket outlets to BS4343

PART NO.	DESCRIPTION	QTY
0-684-25	25m	1

25M EXTENSION REEL



- 25 metres of 1.5mm², 15A, 3 core cable
- 16 amp 110V mains plug
- Two 16A 110V socket outlets to BS/EN60309-2

PART NO.	DESCRIPTION	QTY
0-698-25	25m	1

INDEX

ALPHABETICAL & NUMERICAL

ALPHABETICAL INDEX

A

360° AI camera systems	16
Accessories	134
ADAS	15–17
Adhesive tapes.....	186
ADR approved work lamps.....	75
Aerials	253
Aftermarket blade fuses	195
Aftermarket fuses	195
Aftermarket range of relays	263–265
AI cameras.....	15, 17
Air compressor	285
Air horns	252
Air switches.....	123
AI technology	8, 9 14–17
Alarm timer relay & switch.....	48
Amber lens LED light bars.....	63
Ammeter.....	290
Angled scene lights.....	88, 89
Anti-corrosive compound	159
Anti-glare work lamp.....	79
Arc LED work lamps	86
Arrow LED work lamps	86
Assorted connector boxes	207
Assorted copper tube boxes	210
Assorted fuse kit.....	210
Assorted grommets	209
Assorted heatshrink boxes.....	209
Assorted pre-insulated terminals	206
Assortment boxes	207–210
Assortment box stand	208
Auxiliary driving lamp	84
Aux red position lamps.....	73
Awning light	95

B

Back up alarms.....	29–31
Banksman light	96

Batten roof lamp.....	92
Battery accessories.....	279
Battery box.....	278
Battery box, clamps & carriers	278
Battery brush	279
Battery chargers	274–276

Battery Chargers & Maintenance. See pages 271–280

Battery clamp.....	279
Battery fillers.....	279
Battery isolators	120–122
Battery leads	190
Battery maintenance equipment.....	278
Battery terminal covers	159
Battery terminals.....	157–159
Battery testers.....	277, 278
Beacons.....	65–69
Bench battery chargers	276
Blade connectors.....	175
Blade fuse holders.....	201, 202
Blade terminals.....	166
Blade type fuse box.....	204
Blind spot detection system.....	26, 27
Blind spot warning sign	49
Blow torch.....	293
Blue tooth control box	55
Body worn camera	20
Booster cables.....	189
Booster packs - 12/24V	272
Booster packs - 12V	273
Brake light camera.....	38, 39
Brake light camera kit.....	23
Brass body connector	156
BSIS.....	14
Bulb beacons.....	69
Bulb holders	111, 118
Bulb light bars	64
Bulbs - 12V professional	111
Bulbs - 24V professional	112
Bulbs.....	111–118
Bulb work lamps	85

Bus bar	177
Butt splice connectors	156
Buzzers.....	31

C

360° camera systems	17
360° 3D Camera System	17
Cable clips	184
Cable cutters and strippers.....	289
Cable management	178–187
Cable reels	294
Cables.....	142–151
Cable sleeving.....	181–183
Cable sockets	156
Cable ties and accessories	186, 187

Cable & Wiring Accessories.

See pages 141–210

Calibration mats.....	17
5" camera system.....	22
9" camera system.....	22
Cameras.....	35–41
CANBUS adaptor	27
CCTV accessories.....	45–49
CCTV adaptors	46, 47
CCTV brackets.....	45
CCTV cable	45

CCTV Kits & Vehicle Safety.

See pages 7–50

CCTV leads	45
CCTV monitoring kits.....	20–25
CCTV wireless aerials	48
Change-over relays	261
Charging clips	188
Circuit, brake, fuse & socket testers.....	290
Circuit breakers.....	199
Circuit protection.....	192–209

ALPHABETICAL INDEX

Combined warning lights	57
Commercial LED rear lamps.....	97–105
Commercial wiper blades.....	245
Compact modified wave inverters	212
Compact sine wave inverter.....	214
Compliant safety kits	9
Connectors	155
Connectors & terminals.....	154–176
Continental box.....	205
Converters	220
Convuluted tubing.....	178, 184
Convuluted tubing accessories	179–181
Copper braids.....	191
Crimping tools.....	286, 287
Crimp ring terminals	169
Cut off relay.....	48
Cycle warning sign	49

D

Dashboard gauges.....	241
Dashboard switches.....	126
4K dash cameras.....	19
Dash cameras.....	18, 19
Delphi connectors	171
Deutsch DT series connectors	173
Diagnostics	290
DIN spigots	69
Diodes	199
Discharge testers.....	278
Dome cameras	36
Door and foot switches.....	138
Double insulated battery cable.....	151
Double insulated welding cable	151
Double pole switches.....	121, 131, 134
Downlighter.....	90
Driver status monitoring (DSM)	15
Driving lamps	84
DVR accessories	48
DVR adaptors	48
DVR kits.....	10–13
DVRs.....	33, 34
DVS	9

E

Earth straps	191, 192
ECCO back-up alarms.....	29
Econoseal connectors.....	170
Electric horns	250
Electric vehicle chargers.....	275
Electric vehicle power cables.....	154
Electronic split charger	225, 226
Electronic testers	277
Emergency isolators	123
Energy efficient work lamps	73

Equipment & Accessories.

See pages 211–222

External switches	120
Extra heavy-duty make & break	265

F

Fan brackets	45
Fans	253
Female spade terminal heatshrink.....	162
Flasher units.....	265
Flashing beacons.....	69
Flat twin core PVC auto cable	146

Flexible mains cable.....	152
Flexible starter cable BS6862	150
FORS & CLOCS.....	9
Forward facing cameras	35
Fuse holders.....	201–206
Fuses	192–200
Fuses boxes.....	204, 205

G

Gauge accessories	241
Gauges	237
Glass fuses	198
GPS serial cable.....	34
Grommets.....	183

H

Handle work lamps.....	80
Harness accessories & tape	186
HDSCS terminals	174
HDSCS wire seals.....	174
Headlamp & auxiliary bulbs.....	111
Headlamps.....	108
Heavy-duty cables.....	150, 151
Heavy-duty LED work lamps.....	79
Heavy-duty modified wave inverters	213
Heavy-duty red line lamps	87
Heavy duty sealed connector series.....	174
Heavy-duty sine wave inverters.....	215
High beam/position lamps	84
High current connectors.....	154–156
HINVII™ technology	52
His-vis illumination lamp.....	52
Horns.....	250

I

Ignition cables.....	152
Ignition switches.....	124
Ignition terminals.....	169
Individual vehicle lights.....	105
Industrial gauges	238
In-line fuse holders.....	203
Inspection lamp counter stand.....	285
Inspection lamps	282–285
Insulating boot	169
Integrated CCTV & DVR kits	13
Interior/exterior lights.....	88–95
Intermittent back up alarm.....	30

J

Jcase type fuses	197
Junction boxes.....	177
Junior power terminals.....	170
Junior power timer connectors	170
Junior power timer terminals	170
Junior timer connectors	170

L

Labcraft.....	94–96
LED bar work lamps.....	81
LED beacons.....	65, 67, 68
LED driving lamps	82–84
LED fuse box and busbar.....	205
LED light bars	60–64
LED marker lamps.....	107, 108

LED modular rocker switches	126
LED rectangular work lamps	81
LED reversing lamps	76
LED warning lights	52–59
LED work lamps	70–85
LED work lamps with amber warning.....	77
Left turn speaker.....	30
Light bars	60

Lighting.

See pages 51–118

Linear interior lamps.....	92
Linear interior lights.....	92
Line spot lamps.....	86
Li-polymer booster packs.....	272
4G live streaming DVR kit.....	12
Live stream	9
Low bridge detection system.....	8
Low speed trigger module	27

M

Magnetic base rear combo lamp.....	101
Magnetic base work lamps.....	80
Magnetic camera.....	42
Mains type fuses.....	198
Make & break relays.....	257
Male spade terminals heatshrink	161
Map light.....	93
Marine switches.....	122
Marine gauges	239
Marker lamps.....	106
Marker lamps with ADR approval.....	106
Mate n lock connectors.....	176
Mcase+ type fuses.....	198
Mega fuse holder	202
Mega & midi type fuse box	203
Mega type fuses	195, 196
Metal ignition switches.....	124
Metric battery terminals.....	158
Micro change-over relays.....	263
Micro make & break relays.....	257, 263
Midi fuse holder.....	202
Mini change-over relays	261, 264
Mini heavy-duty make & break.....	264
Mini make & break.....	258, 263, 264
Mirror monitor	41, 42
Mirror monitor CCTV kit	24
Mirrors.....	32
Modified wave inverters	212
Modified wave inverters specs.....	216, 217
MOIS.....	14
9" monitor	41
5" monitors	41
7" monitors	40
Monitors.....	40, 41
Multicore cables - 3 core.....	148
Multicore cables - 4 core.....	148
Multicore cables - 5 core.....	148
Multicore cables - 7 core.....	149
Multicore cables - 8 core.....	149
Multicore cables - 13 core.....	149
Multi-frequency back up alarms.....	30
Multi-function alarm	31
Multimeter	290
Multiple connectors	170–176

N

Near side blind spot sensor kits	26
--	----

ALPHABETICAL INDEX

NTSC camera	37
Number plate CCTV kit	24
Number plate lamps.....	109

O

Oil & fuel pumps	254
Other rocker switches	128
Outline marker lamps.....	108
Oval roof lamps.....	91
Overdoor camera.....	37

P

Packard timer connectors.....	172
Pal type fuses	196
Panel mounted fuse holders	203
PE/PVC connectors.....	176
PIR sensor interior lamp	93
Plastic ignition switches	125
Plugs and sockets	293
Pole connectors	155
Position lamp	77
Position lights	76
Power cables	153

Power Conversion.

See pages 211-222

Power inverters.....	212-215
Power sockets	229
Power transfer.....	188
Pre-insulated terminals	60-165
Pre-made push button controls.....	139
Programmable timer relays	256
Projector work lamps	87
Pure sine wave inverters	278
Push button controls.....	139, 140
Push button switches.....	136
Push/pull switches.....	137

R

R10 warning lights	52-59
R10 beacons	65-69
R65 beacons	65-69
R65 light bars	60-64
R65 warning lights.....	52-59
Rear blind spot sensor kit.....	27
Rear cameras.....	37, 38
Rear combination Lamps.....	97-104
Rear combo lamps - 3-function	104
Rear combo lamps - 4-function	102, 103
Rear combo lamps - 5-function	100-102
Rear combo lamps - 6-function	99, 100
Rear combo lamps - 7-function.....	98
Rear combo lamps - 8-function	97
Receptacles heat-shrink.....	164
Rechargeable warning lights	58
Rectangular roof lamps	91
Red flood beam work Lamp	87
Red position lights.....	73, 76-78, 81
Reflectors.....	110
Relay boxes	268
Relays.....	256-265

Relays & Flasher Units.

See pages 255-270

Remote battery switches.....	123
Retractable cable	242
Reversing alarms	29-31
Reversing speaker	30-31
Rocker switches & warning light	126
Roof lamps.....	89-93
Rotary switches	135
Round roof lamps	89
Round terminals.....	166
Round twin core PVC auto cable	147
R-Watch.....	15

S

Safe zone lamps.....	86, 87
Scenelite	88, 96
Schlemmer connectors.....	172
Scotchlok connectors.....	169
SD cards.....	48
Seat belt cutter.....	284
Siamese battery cable	153
Side camera	36
Side scan kits	26, 27
Sine wave inverters.....	214
Sine wave inverters specs.....	218, 219
Single core.....	143, 145
Single core auto cables.....	142-146
Single core PVC auto cable	144-146
Single function vehicle lights.....	105
Single pole, plain on/off switches	130
Single pole switches	120, 131
Smart touch screen monitor	42
Sockets.....	268
Socket tester.....	291
Soldering	291, 292
Soldering irons	291
Solder terminals	168
Solenoids.....	269
Speaker cable.....	152
Special cables	152
Splitter cable	47
Sports gauges	237
SSD drives	48
Starter cable BS6862.....	151
Starter solenoids	269
Strengthening collars.....	180
Superseal connectors & terminals.....	171
Suzi cable.....	46

Switches & indicators.

See pages 119-140

T

Tail lamps.....	105
Tamper proof seals.....	18
Telematics.....	28
Terminal boxes.....	177
Terminals	156-169
Test equipment	290-293
Testers.....	290
Test & measuring equipment.....	290
Thin wall single core cables	142
Three positions switches.....	132
Timer relays.....	257
Toggle switches	130
Tractor unit lights.....	98
Trailer lights.....	98, 100, 101
Trailer plug accessories.....	236

Trailer plugs.....	232
Trailer tracker	28
Trolleys.....	274
Turning right speaker	30
Twin core cables	146-149

U

Uninsulated terminals.....	165-169
Universal commercial rear lamp	99-101
Universal solenoids.....	269
Universal trailer plugs and sockets.....	235
USB sockets.....	228, 229

V

Van camera systems	23, 24
Van monitors	41
Vinyl safety signs.....	49
Voltage converters	220, 221
Voltage converters specs	222
Voltage dropper	47
Voltage sensitive relays.....	224

W

Warning flares.....	58
Warning lights.....	52-59, 77, 78
Warning signs	49
Warning speakers	30
Washer pumps	248, 249
Windscreen washer bottles	249
Windscreen washer components.....	249
Windscreen wiper motors.....	246
Wiper arms	247
Wiper blades	245
Wiper equipment.....	246-250
Wireless aerial.....	48
Wireless camera	42, 43
Wireless camera systems.....	24, 25
Wireless monitors	42-44
Wiring tools.....	286-289
Work lamps.....	70-85
Workshop power.....	293, 294

Workshop & test equipment.

See pages 281-294

ALPHABETICAL INDEX

0-001-01.....	160	0-002-45.....	184	0-005-28.....	167	0-010-62.....	169	0-011-98.....	173
0-001-02.....	160	0-002-46.....	184	0-005-29.....	167	0-010-63.....	169	0-012-03.....	208
0-001-03.....	161	0-002-47.....	184	0-005-30.....	167	0-010-64.....	169	0-012-04.....	174
0-001-05.....	160	0-002-48.....	184	0-005-31.....	168	0-010-65.....	169	0-012-05.....	174
0-001-06.....	160	0-002-49.....	184	0-005-32.....	167	0-010-66.....	169	0-012-06.....	174
0-001-07.....	161	0-002-50.....	184	0-005-34.....	167	0-010-67.....	169	0-012-07.....	174
0-001-09.....	162	0-002-51.....	184	0-005-35.....	167	0-010-68.....	169	0-012-08.....	174
0-001-10.....	165	0-002-52.....	184	0-005-38.....	177	0-011-00.....	207	0-012-09.....	174
0-001-11.....	165	0-002-53.....	184	0-005-39.....	165	0-011-01.....	175	0-012-10.....	174
0-001-12.....	160	0-002-54.....	184	0-005-40.....	165	0-011-02.....	175	0-012-11.....	174
0-001-13.....	161	0-002-55.....	184	0-005-41.....	165	0-011-03.....	175	0-012-12.....	174
0-001-15.....	163	0-002-56.....	184	0-005-48.....	166	0-011-04.....	175	0-012-13.....	174
0-001-16.....	165	0-002-57.....	184	0-005-52.....	177	0-011-05.....	175	0-012-14.....	174
0-001-17.....	162	0-002-59.....	184	0-005-53.....	177	0-011-06.....	175	0-012-15.....	174
0-001-18.....	162	0-002-62.....	168	0-005-57.....	177	0-011-07.....	175	0-012-16.....	174
0-001-19.....	162	0-002-63.....	185	0-005-58.....	177	0-011-08.....	175	0-012-17.....	174
0-001-20.....	160	0-002-64.....	185	0-005-61.....	169	0-011-10.....	175	0-012-18.....	174
0-001-21.....	160	0-002-65.....	184	0-005-70.....	177	0-011-12.....	175	0-012-19.....	174
0-001-22.....	160	0-002-67.....	185	0-005-71.....	177	0-011-13.....	175	0-012-25.....	170
0-001-23.....	160	0-002-68.....	184	0-005-75.....	177	0-011-14.....	175	0-012-26.....	170
0-001-25.....	160	0-002-69.....	184	0-005-76.....	177	0-011-15.....	175	0-012-27.....	170
0-001-26.....	161	0-002-72.....	185	0-005-96.....	177	0-011-16.....	175	0-012-28.....	170
0-001-27.....	162	0-002-73.....	185	0-005-97.....	177	0-011-17.....	175	0-012-42.....	170
0-001-28.....	161	0-002-74.....	185	0-006-03.....	169	0-011-18.....	175	0-012-43.....	170
0-001-29.....	162	0-002-75.....	185	0-006-10.....	169	0-011-21.....	167, 175	0-012-52.....	170
0-001-30.....	162	0-002-91.....	185	0-008-10.....	210	0-011-22.....	167, 175	0-012-53.....	170
0-001-31.....	164	0-002-92.....	185	0-008-15.....	210	0-011-23.....	167, 175	0-012-62.....	170
0-001-32.....	163	0-002-93.....	185	0-008-20.....	156	0-011-24.....	167, 175	0-012-71.....	170
0-001-33.....	163	0-002-94.....	185	0-008-21.....	156	0-011-30.....	207	0-012-72.....	170
0-001-34.....	162	0-002-95.....	185	0-008-22.....	156	0-011-32.....	173	0-012-73.....	170
0-001-35.....	164	0-003-40.....	169	0-008-23.....	156	0-011-33.....	173	0-012-92.....	172
0-001-36.....	163	0-003-50.....	169	0-008-24.....	156	0-011-34.....	173	0-012-93.....	172
0-001-37.....	163	0-003-59.....	185	0-008-25.....	156	0-011-36.....	173	0-013-00.....	207
0-001-38.....	164	0-003-60.....	169	0-008-30.....	156	0-011-38.....	173	0-013-01.....	176
0-001-39.....	160	0-003-70.....	169	0-008-32.....	156	0-011-39.....	173	0-013-02.....	176
0-001-40.....	162	0-003-75.....	169	0-008-33.....	156	0-011-42.....	173	0-013-03.....	176
0-001-41.....	162	0-003-80.....	169	0-008-34.....	156	0-011-43.....	173	0-013-04.....	176
0-001-42.....	164	0-003-85.....	169	0-008-35.....	156	0-011-44.....	173	0-013-05.....	176
0-001-43.....	164	0-004-00.....	288	0-008-40.....	156	0-011-46.....	173	0-013-06.....	176
0-001-44.....	164	0-004-50.....	288	0-008-42.....	156	0-011-48.....	173	0-013-07.....	176
0-001-45.....	160	0-004-70.....	165	0-008-43.....	156	0-011-49.....	173	0-013-11.....	176
0-001-46.....	162	0-004-71.....	166	0-008-44.....	156	0-011-50.....	171	0-013-12.....	176
0-001-47.....	162	0-004-72.....	166	0-008-45.....	156	0-011-51.....	171	0-013-13.....	176
0-001-48.....	160	0-004-74.....	166	0-008-50.....	156	0-011-52.....	171	0-013-14.....	176
0-001-49.....	165	0-004-75.....	184	0-008-52.....	156	0-011-53.....	171	0-013-15.....	176
0-001-50.....	165	0-004-77.....	184	0-008-53.....	156	0-011-54.....	171	0-013-16.....	176
0-001-51.....	165	0-004-79.....	184	0-008-54.....	156	0-011-55.....	171	0-013-17.....	176
0-001-52.....	162	0-004-80.....	184	0-008-55.....	156	0-011-56.....	171	0-013-21.....	176
0-001-90.....	165	0-004-81.....	185	0-008-60.....	156	0-011-60.....	171	0-013-23.....	176
0-001-91.....	165	0-004-82.....	185	0-008-62.....	156	0-011-61.....	171	0-014-01.....	155
0-001-92.....	165	0-004-83.....	185	0-008-63.....	156	0-011-62.....	171	0-014-05.....	155
0-001-93.....	165	0-005-10.....	166	0-008-64.....	156	0-011-63.....	171	0-014-51.....	155
0-002-09.....	184	0-005-11.....	166	0-008-65.....	156	0-011-64.....	171	0-014-55.....	155
0-002-12.....	184	0-005-12.....	167	0-008-66.....	156	0-011-65.....	171	0-022-00.....	159
0-002-13.....	184	0-005-13.....	168	0-008-70.....	156	0-011-66.....	171	0-023-00.....	158
0-002-14.....	184	0-005-14.....	166	0-008-73.....	156	0-011-69.....	207	0-069-50.....	97
0-002-15.....	184	0-005-15.....	166	0-008-74.....	156	0-011-70.....	208	0-069-51.....	97
0-002-18.....	184	0-005-16.....	166	0-008-75.....	156	0-011-71.....	171	0-071-00.....	99
0-002-20.....	184	0-005-18.....	166	0-008-76.....	156	0-011-72.....	171	0-071-01.....	99
0-002-21.....	184	0-005-19.....	168	0-008-80.....	156	0-011-73.....	171	0-071-02.....	99
0-002-29.....	184	0-005-20.....	167	0-008-84.....	156	0-011-80.....	208	0-071-10.....	99
0-002-33.....	184	0-005-21.....	168	0-008-85.....	156	0-011-81.....	171	0-071-20.....	98
0-002-37.....	184	0-005-22.....	168	0-008-86.....	156	0-011-82.....	171	0-071-21.....	98
0-002-40.....	184	0-005-23.....	168	0-008-87.....	156	0-011-83.....	171	0-071-55.....	101
0-002-41.....	184	0-005-24.....	168	0-010-41.....	168	0-011-95.....	173	0-071-60.....	99
0-002-42.....	184	0-005-26.....	168	0-010-55.....	168	0-011-96.....	173	0-071-61.....	99
0-002-44.....	184	0-005-27.....	167	0-010-61.....	169	0-011-97.....	173	0-071-65.....	99

0-071-70	98	0-080-01	97	0-171-10	106	0-234-46	204	0-326-34	180
0-071-71	98	0-081-02	98	0-171-11	106	0-234-50	205	0-326-35	180
0-071-72	98	0-081-03	98	0-171-50	106	0-234-56	205	0-326-40	181
0-071-73	98	0-081-98	98	0-171-55	106	0-234-60	204	0-326-41	181
0-071-96	99	0-081-99	98	0-171-60	106	0-234-66	204	0-326-42	181
0-071-98	99	0-085-50	99	0-171-61	106	0-234-76	205	0-326-43	181
0-071-99	99	0-086-50	99	0-171-75	106	0-234-80	203	0-326-51	172
0-074-00	97	0-087-40	278	0-171-80	106	0-234-82	205	0-326-52	172
0-074-01	97	0-087-45	278	0-171-98	106	0-235-01	210	0-326-53	172
0-074-98	97	0-087-55	278	0-172-20	108	0-235-02	210	0-326-54	172
0-074-99	97	0-087-60	278	0-172-25	108	0-235-04	210	0-326-57	172
0-076-00	102	0-087-75	279	0-172-30	108	0-235-05	210	0-326-58	172
0-076-01	102	0-097-30	104	0-172-31	108	0-243-01	241	0-326-90	181
0-076-98	102	0-097-54	105	0-172-35	108	0-243-02	241	0-326-92	181
0-076-99	102	0-097-62	97	0-172-36	108	0-243-04	241	0-326-93	181
0-077-02	100	0-097-74	97	0-172-40	108	0-261-00	188	0-327-01	180
0-077-03	100	0-099-09	39	0-172-41	108	0-263-00	188	0-327-02	180
0-077-98	100	0-099-10	39	0-172-45	108	0-263-27	188	0-327-03	180
0-077-99	100	0-099-11	39	0-172-46	108	0-263-50	188	0-327-10	179
0-79X-01	127	0-099-12	39	0-172-71	108	0-288-00	192	0-327-11	179
0-79X-02	127	0-099-15	38	0-172-85	108	0-289-53	236	0-327-12	179
0-79X-03	127	0-099-16	39	0-172-86	108	0-294-24	104	0-327-13	179
0-79X-04	127	0-099-17	39	0-186-00	188	0-294-30	105	0-327-14	179
0-79X-05	127	0-099-18	39	0-187-00	188	0-294-31	105	0-327-15	179
0-79X-06	127	0-099-19	39	0-187-25	188	0-294-32	105	0-327-16	179
0-79X-08	127	0-099-23	39	0-187-27	188	0-294-33	105	0-327-30	179
0-79X-09	127	0-099-40A	23	0-187-50	188	0-294-60	101	0-327-40	179
0-79X-10	127	0-099-45A	23	0-189-00	191	0-294-61	101	0-327-41	179
0-79X-11	127	0-129-12	254	0-190-00	191	0-294-75	104	0-327-42	179
0-79X-12	127	0-129-62	254	0-203-01	206	0-294-80	100	0-327-50	179
0-79X-13	127	0-139-99	159	0-203-02	206	0-295-50	102	0-327-51	179
0-79X-14	127	0-140-01	188	0-203-03	206	0-295-65	102	0-327-52	179
0-79X-15	127	0-140-05	188	0-203-04	206	0-295-66	102	0-327-53	179
0-79X-16	127	0-149-50	279	0-203-05	206	0-295-99	102	0-327-61	179
0-79X-17	127	0-153-00	188	0-203-06	206	0-300-10	103	0-327-63	179
0-79X-18	127	0-153-01	188	0-203-07	206	0-300-14	103	0-327-65	179
0-79X-20	127	0-153-05	188	0-204-00	189	0-300-15	103	0-327-66	179
0-79X-21	127	0-153-50	188	0-204-10	189	0-300-20	101	0-327-67	179
0-79X-22	127	0-153-51	188	0-204-20	189	0-300-25	103	0-327-70	179
0-79X-23	127	0-153-55	188	0-205-00	189	0-300-40	101	0-327-72	179
0-79X-24	127	0-168-55	107	0-205-10	189	0-300-45	101	0-327-74	179
0-79X-25	127	0-168-60	107	0-205-11	189	0-300-50	103	0-327-76	179
0-79X-26	127	0-169-00	106	0-205-20	189	0-300-60	100	0-328-04	178
0-79X-34	127	0-169-05	106	0-210-62	253	0-300-61	100	0-328-07	178
0-79X-37	127	0-169-10	106	0-210-82	253	0-300-75	103	0-328-10	178
0-79X-38	127	0-169-50	107	0-210-94	253	0-314-00	279	0-328-11	178
0-79X-39	127	0-169-55	107	0-226-00	278	0-314-50	279	0-328-13	178
0-79X-41	127	0-169-60	107	0-229-00	110	0-325-07	183	0-328-17	178
0-79X-43	127	0-169-96	106	0-230-08	198	0-325-10	183	0-328-22	178
0-79X-44	127	0-169-97	106	0-230-16	198	0-325-13	183	0-328-26	178
0-79X-45	127	0-169-98	107	0-230-55	198	0-325-19	183	0-328-29	178
0-79X-47	127	0-169-99	107	0-230-58	198	0-325-32	183	0-328-54	178
0-79X-48	127	0-170-00	107	0-230-66	198	0-325-38	183	0-329-00	209
0-79X-49	127	0-170-04	107	0-230-75	198	0-326-01	181	0-329-03	182
0-79X-50	127	0-170-05	107	0-234-00	205	0-326-02	181	0-329-04	182
0-79X-51	127	0-170-10	107	0-234-14	204	0-326-03	181	0-329-06	182
0-79X-52	127	0-170-45	56, 87	0-234-16	204	0-326-04	181	0-329-09	182
0-79X-53	127	0-170-58	107	0-234-18	204	0-326-05	181	0-329-12	182
0-79X-54	127	0-170-60	106	0-234-20	204	0-326-11	180	0-329-19	182
0-79X-55	127	0-170-65	106	0-234-24	204	0-326-12	180	0-330-07	178
0-79X-56	127	0-170-70	106	0-234-26	204	0-326-13	180	0-330-10	178
0-79X-90	127	0-170-80	107	0-234-28	204	0-326-15	180	0-330-13	178
0-79X-92	127	0-170-90	107	0-234-30	204	0-326-16	180	0-330-17	178
0-79X-94	127	0-170-98	107	0-234-34	204	0-326-17	180	0-330-22	178
0-79X-95	127	0-170-99	106	0-234-36	204	0-326-31	180	0-330-57	180
0-79X-97	127	0-171-00	106	0-234-40	204	0-326-32	180	0-330-60	180
0-080-00	97	0-171-05	106	0-234-44	204	0-326-33	180	0-330-77	180

NUMERICAL INDEX

0-330-80.....	180	0-351-03.....	125	0-372-02.....	192	0-376-60.....	202	0-379-56.....	196
0-330-83.....	180	0-351-04.....	124	0-372-03.....	192	0-376-65.....	193	0-379-57.....	196
0-330-87.....	180	0-351-05.....	124	0-372-05.....	192	0-376-67.....	193	0-379-58.....	196
0-330-92.....	180	0-351-06.....	124	0-372-07.....	192	0-376-70.....	193	0-379-60.....	196
0-331-07.....	178	0-351-07.....	124	0-372-10.....	192	0-376-75.....	193	0-379-62.....	196
0-331-10.....	178	0-351-08.....	124	0-372-15.....	192	0-376-80.....	193	0-379-74.....	196
0-331-13.....	178	0-351-09.....	124	0-372-20.....	192	0-376-82.....	193	0-379-82.....	196
0-331-17.....	178	0-351-10.....	124	0-372-25.....	192	0-376-83.....	193	0-380-06.....	199
0-331-22.....	178	0-351-11.....	125	0-372-30.....	192	0-376-85.....	202	0-380-08.....	199
0-331-26.....	178	0-351-14.....	125	0-372-50.....	192	0-376-89.....	202	0-380-10.....	199
0-331-37.....	178	0-351-20.....	125	0-372-52.....	192	0-376-90.....	202	0-380-15.....	199
0-331-98.....	179	0-351-29.....	125	0-372-53.....	192	0-376-91.....	202	0-380-20.....	199
0-331-99.....	179	0-351-51.....	125	0-372-54.....	192	0-376-99.....	202	0-380-25.....	199
0-332-03.....	182	0-351-55.....	125	0-372-55.....	192	0-377-00.....	201	0-380-30.....	199
0-332-04.....	182	0-351-56.....	125	0-372-57.....	192	0-377-20.....	193	0-380-60.....	199
0-332-05.....	182	0-351-59.....	125	0-372-60.....	192	0-377-30.....	193	0-380-65.....	199
0-332-06.....	182	0-351-90.....	124	0-372-65.....	192	0-377-40.....	193	0-381-55.....	200
0-332-07.....	182	0-362-03.....	195	0-372-70.....	192	0-377-50.....	193	0-381-60.....	200
0-332-09.....	182	0-362-05.....	195	0-372-75.....	192	0-377-60.....	193	0-381-65.....	200
0-332-11.....	182	0-362-07.....	195	0-372-80.....	192	0-377-70.....	193	0-381-70.....	200
0-332-14.....	182	0-362-10.....	195	0-372-90.....	201	0-377-80.....	193	0-381-75.....	200
0-332-16.....	182	0-362-15.....	195	0-372-99.....	201	0-377-90.....	201	0-381-80.....	200
0-332-55.....	182	0-362-20.....	195	0-373-01.....	198	0-378-00.....	202	0-381-85.....	200
0-332-56.....	182	0-362-25.....	195	0-373-02.....	198	0-378-10.....	194	0-381-90.....	200
0-332-57.....	182	0-362-30.....	195	0-373-15.....	198	0-378-13.....	194	0-381-95.....	200
0-332-58.....	182	0-364-00.....	130	0-374-10.....	198	0-378-14.....	194	0-381-99.....	200
0-332-68.....	182	0-364-01.....	130	0-374-15.....	198	0-378-15.....	194	0-382-55.....	200
0-333-00.....	209	0-364-11.....	130	0-375-01.....	193	0-378-16.....	194	0-382-56.....	200
0-333-02.....	181	0-364-50.....	130	0-375-02.....	193	0-378-17.....	194	0-382-58.....	200
0-333-03.....	181	0-365-02.....	195	0-375-03.....	193	0-378-18.....	194	0-382-60.....	200
0-333-04.....	181	0-365-03.....	195	0-375-05.....	193	0-378-20.....	194	0-382-65.....	200
0-333-06.....	181	0-365-05.....	195	0-375-07.....	193	0-378-22.....	194	0-383-99.....	200
0-333-09.....	181	0-365-07.....	195	0-375-10.....	193	0-378-25.....	194	0-384-05.....	200
0-333-12.....	181	0-365-10.....	195	0-375-15.....	193	0-378-30.....	194	0-384-07.....	200
0-333-19.....	181	0-365-15.....	195	0-375-20.....	193	0-378-33.....	194	0-384-10.....	200
0-333-25.....	181	0-365-16.....	232	0-375-25.....	193	0-378-40.....	194	0-384-15.....	200
0-333-38.....	181	0-365-19.....	232	0-375-30.....	193	0-378-50.....	194	0-384-20.....	200
0-333-52.....	181	0-365-20.....	195	0-375-40.....	193	0-378-60.....	194	0-384-25.....	200
0-333-53.....	181	0-365-25.....	195	0-375-50.....	193	0-378-80.....	194	0-384-97.....	200
0-333-54.....	181	0-365-30.....	195	0-375-51.....	193	0-378-85.....	202	0-388-20.....	200
0-333-56.....	181	0-365-40.....	195	0-375-52.....	193	0-379-02.....	197	0-388-30.....	200
0-333-59.....	181	0-366-10.....	196	0-375-53.....	193	0-379-03.....	197	0-388-40.....	200
0-333-62.....	181	0-366-12.....	196	0-375-54.....	193	0-379-04.....	197	0-388-50.....	200
0-333-69.....	181	0-366-15.....	196	0-375-55.....	193	0-379-05.....	197	0-388-60.....	200
0-333-75.....	181	0-366-17.....	196	0-375-57.....	193	0-379-06.....	197	0-388-70.....	200
0-333-88.....	181	0-366-20.....	196	0-375-60.....	193	0-379-08.....	198	0-388-97.....	200
0-334-63.....	182	0-366-22.....	196	0-375-65.....	193	0-379-09.....	198	0-393-06.....	191
0-334-75.....	182	0-366-25.....	196	0-375-70.....	193	0-379-10.....	198	0-393-09.....	191
0-335-00.....	269	0-366-55.....	196	0-375-75.....	193	0-379-11.....	198	0-393-12.....	191
0-335-01.....	269	0-368-13.....	195	0-375-80.....	193	0-379-12.....	198	0-393-18.....	191
0-335-02.....	269	0-368-14.....	195	0-375-85.....	193	0-379-13.....	196	0-393-21.....	191
0-335-06.....	269	0-368-15.....	195	0-375-90.....	193	0-379-14.....	196	0-420-04.....	70
0-335-07.....	269	0-368-16.....	195	0-376-00.....	201	0-379-15.....	197	0-420-11.....	78
0-335-08.....	269	0-368-17.....	195	0-376-02.....	201	0-379-16.....	197	0-420-12.....	82
0-335-46.....	269	0-368-18.....	195	0-376-03.....	201	0-379-17.....	197	0-420-13.....	83
0-335-47.....	269	0-368-20.....	195	0-376-10.....	195	0-379-18.....	197	0-420-17.....	82
0-335-50.....	269	0-368-22.....	195	0-376-12.....	195	0-379-19.....	197	0-420-18.....	73
0-335-56.....	269	0-371-02.....	192	0-376-15.....	195	0-379-20.....	197	0-420-19.....	73
0-335-57.....	269	0-371-05.....	192	0-376-17.....	195	0-379-32.....	197	0-420-21.....	86
0-335-58.....	269	0-371-10.....	192	0-376-20.....	195	0-379-33.....	197	0-420-22.....	71
0-335-59.....	269	0-371-15.....	192	0-376-22.....	195	0-379-34.....	197	0-420-23.....	71
0-349-00.....	133	0-371-56.....	193	0-376-25.....	195	0-379-35.....	197	0-420-24.....	71
0-349-01.....	132	0-371-59.....	193	0-376-30.....	195	0-379-36.....	197	0-420-25.....	71
0-349-02.....	134	0-371-61.....	193	0-376-35.....	195	0-379-44.....	197	0-420-26.....	71
0-349-11.....	133	0-371-66.....	193	0-376-40.....	195	0-379-46.....	197	0-420-27.....	71
0-349-40.....	132	0-371-99.....	202	0-376-50.....	201	0-379-54.....	196	0-420-29.....	84
0-351-01.....	124	0-372-00.....	199	0-376-55.....	195	0-379-55.....	196	0-420-30.....	71

0-420-31	71	0-421-46	83	0-441-67	52	0-444-03	69	0-455-00	292
0-420-32	79	0-421-47	83	0-441-68	56	0-444-19	69	0-455-18	292
0-420-34	70	0-421-50	86	0-441-70	52	0-444-39	69	0-455-58	292
0-420-38	76	0-421-60	81	0-441-72	52	0-444-41	66	0-455-63	292
0-420-39	76	0-421-61	76	0-441-75	52	0-444-43	66	0-455-68	292
0-420-41	73	0-421-62	77	0-441-80	53	0-444-55	69	0-460-00	292
0-420-42	86	0-421-63	77	0-441-81	54	0-444-59	66	0-462-16	235
0-420-44	70	0-421-64	78	0-441-82	54	0-444-75	69	0-462-19	235
0-420-45	70	0-421-71	75	0-441-83	54	0-444-85	66	0-462-26	235
0-420-46	70	0-421-72	75	0-441-85	55	0-445-01	69	0-462-29	235
0-420-47	70	0-421-81	73	0-441-91	54	0-445-06	65	0-462-69	235
0-420-48	76	0-421-82	73	0-441-92	54	0-445-08	65	0-462-79	235
0-420-49	86	0-421-83	73	0-441-93	54	0-445-10	66	0-463-00	236
0-420-52	76	0-421-84	73	0-442-00	56	0-445-14	66	0-463-16	235
0-420-58	78	0-422-20	108	0-442-02	57	0-445-15	66	0-463-19	235
0-420-59	78	0-422-21	108	0-442-04	57	0-445-16	68	0-463-26	235
0-420-60	73	0-422-22	108	0-442-05	57	0-445-19	69	0-463-69	235
0-420-61	73	0-422-23	108	0-442-07	57	0-445-20	69	0-463-79	235
0-420-64	87	0-422-55	108	0-442-10	57	0-445-21	69	0-464-16	235
0-420-65	87	0-422-60	85	0-442-11	57	0-445-24	65	0-464-19	235
0-420-66	72	0-431-05	155	0-442-12	57	0-445-26	65	0-464-26	235
0-420-67	72	0-431-20	155	0-442-15	57	0-445-27	65	0-464-29	235
0-420-68	81	0-431-35	155	0-442-17	57	0-445-36	67	0-464-69	235
0-420-74	71	0-431-45	155	0-442-20	57	0-445-41	67	0-464-79	235
0-420-75	87	0-431-55	155	0-442-21	57	0-445-50	67	0-465-16	235
0-420-76	72	0-431-75	155	0-442-29	58	0-445-51	67	0-465-19	235
0-420-77	72	0-431-83	155	0-442-30	57	0-445-52	67	0-465-26	235
0-420-78	72	0-431-85	155	0-442-40	57	0-445-54	67	0-465-29	235
0-420-79	81	0-431-87	155	0-442-41	52	0-445-56	67	0-465-79	235
0-420-82	80	0-431-93	155	0-442-56	55	0-445-57	67	0-466-01	156
0-420-83	87	0-431-95	155	0-442-57	55	0-445-59	67	0-466-50	177
0-420-84	86	0-431-97	155	0-442-58	55	0-445-60	65	0-468-00	292
0-420-85	86	0-431-98	155	0-443-00	64	0-445-77	68	0-469-00	292
0-420-86	70	0-431-99	155	0-443-01	61	0-445-78	68	0-470-68	292
0-420-87	70	0-432-20	155	0-443-02	61	0-445-85	68	0-473-16	234
0-420-88	82	0-432-35	155	0-443-04	60	0-445-86	68	0-473-19	234
0-420-89	82	0-432-45	155	0-443-12	64	0-445-95	68	0-474-00	236
0-420-90	81	0-432-55	155	0-443-17	61	0-446-60	58	0-477-03	236
0-420-91	81	0-432-75	155	0-443-18	61	0-446-61	58	0-477-07	234
0-420-92	81	0-432-99	155	0-443-19	61	0-447-30	209	0-477-13	234
0-420-94	82	0-441-00	53	0-443-26	63	0-447-36	183	0-477-16	233
0-420-96	83	0-441-02	53	0-443-27	63	0-447-39	183	0-477-19	233
0-421-02	77	0-441-05	53	0-443-28	63	0-447-42	183	0-477-26	233
0-421-03	87	0-441-07	53	0-443-31	64	0-447-46	183	0-477-29	233
0-421-04	87	0-441-11	58	0-443-32	64	0-447-50	183	0-477-36	233
0-421-05	87	0-441-12	54	0-443-34	64	0-447-55	183	0-477-39	233
0-421-06	74	0-441-16	54	0-443-40	60	0-447-62	183	0-477-46	234
0-421-07	77	0-441-17	54	0-443-41	60	0-447-68	183	0-477-49	234
0-421-08	77	0-441-18	54	0-443-42	60, 62	0-450-20	291	0-477-56	233
0-421-09	79	0-441-30	53	0-443-43	60	0-450-80	291	0-477-59	233
0-421-10	74	0-441-40	59	0-443-44	60	0-450-90	293	0-477-66	233
0-421-11	74	0-441-41	59	0-443-46	60	0-450-99	293	0-477-69	233
0-421-12	74	0-441-45	59	0-443-48	63	0-452-30	209	0-477-76	233
0-421-13	74	0-441-46	59	0-443-49	63	0-452-39	183	0-477-79	233
0-421-14	74	0-441-47	59	0-443-51	63	0-452-42	183	0-477-86	233
0-421-15	72	0-441-48	59	0-443-57	62	0-452-46	183	0-477-89	233
0-421-16	74	0-441-49	59	0-443-58	62	0-452-50	183	0-477-96	233
0-421-17	74	0-441-50	53	0-443-60	62	0-452-55	183	0-477-99	233
0-421-18	100	0-441-55	56	0-443-65	62	0-452-62	183	0-478-16	234
0-421-20	75	0-441-56	56	0-443-70	62	0-453-01	109	0-478-26	234
0-421-21	75	0-441-57	56	0-443-75	62	0-453-04	109	0-478-29	234
0-421-22	75	0-441-58	56	0-443-81	61	0-453-50	109	0-479-16	234
0-421-25	75	0-441-59	57	0-443-82	61	0-453-51	109	0-479-19	234
0-421-29	84	0-441-60	55	0-443-89	63	0-453-52	109	0-480-16	234
0-421-30	80	0-441-61	55	0-443-96	59	0-453-70	109	0-480-19	234
0-421-33	79	0-441-62	58	0-443-98	64	0-453-75	109	0-483-00	135
0-421-45	83	0-441-65	52	0-444-01	69	0-453-80	109	0-484-00	135

NUMERICAL INDEX

0-484-50	136	0-525-93	240	0-561-12	30	0-593-62	248	0-605-02	121
0-485-00	136	0-525-94	240	0-561-24	30	0-593-74	248	0-605-05	120
0-485-01	136	0-525-96	240	0-561-62	30	0-594-00	249	0-605-09	122
0-485-02	136	0-527-00	187	0-562-00	31	0-594-01	249	0-605-10	122
0-485-03	136	0-528-00	187	0-562-12	31	0-594-02	249	0-605-11	122
0-485-04	136	0-530-01	128	0-562-24	31	0-594-03	249	0-605-12	122
0-485-50	136	0-530-02	128	0-562-62	31	0-594-05	248	0-605-13	122
0-485-75	136	0-530-51	128	0-562-74	31	0-594-33	248	0-605-19	120, 121
0-485-90	137	0-531-00	128	0-564-11	29	0-594-36	248	0-605-20	120
0-485-91	137	0-531-01	128	0-564-13	30	0-594-45	248	0-605-21	121
0-485-92	136	0-531-02	128	0-564-25	29	0-594-47	248	0-605-22	121
0-486-00	138	0-531-04	128	0-564-52	29	0-594-51	248	0-605-26	122
0-486-01	138	0-531-05	128	0-564-53	29	0-594-54	248	0-605-33	123
0-486-02	138	0-531-10	128	0-564-55	31	0-594-59	248	0-605-40	123
0-496-00	132	0-531-11	128	0-564-56	29	0-594-60	248	0-605-44	123
0-496-01	133	0-531-13	128	0-564-62	30	0-594-66	248	0-605-52	120
0-496-02	134	0-531-18	128	0-564-70	30	0-594-68	248	0-605-53	120
0-496-40	133	0-531-25	128	0-564-71	30	0-594-69	249	0-605-54	121
0-496-50	132	0-531-30	128	0-564-75	31	0-594-70	249	0-605-60	120
0-505-05	110	0-533-01	238	0-564-80	30	0-594-71	249	0-605-62	120
0-505-10	110	0-533-02	238	0-566-00	192	0-596-00	176	0-605-63	123
0-505-50	110	0-533-16	238	0-567-09	191	0-597-14	137	0-605-90	121
0-505-55	110	0-533-23	238	0-567-12	191	0-597-15	137	0-605-94	122
0-505-60	110	0-533-73	238	0-567-15	191	0-597-20	137	0-605-96	120
0-507-10	110	0-533-91	238	0-567-18	191	0-597-50	137	0-605-97	122
0-510-00	244	0-533-92	238	0-568-06	191	0-598-00	176	0-605-99	120
0-521-03	236	0-533-98	238	0-568-09	191	0-599-00	176	0-606-00	266
0-523-01	237	0-533-99	241	0-568-12	191	0-601-01	230	0-606-11	265
0-523-03	237	0-534-05	229	0-568-15	191	0-601-03	230	0-606-50	266
0-523-06	237	0-534-10	229	0-568-18	191	0-601-06	231	0-607-04	129
0-523-08	239	0-534-13	290	0-568-21	191	0-601-07	230	0-607-05	129
0-523-15	237	0-534-15	229	0-574-12	190	0-601-09	230	0-607-10	129
0-523-17	237	0-534-26	290	0-574-15	190	0-601-11	230	0-607-24	129
0-523-22	237	0-534-29	194, 290	0-574-18	190	0-601-14	228	0-607-25	129
0-523-23	237	0-534-30	290	0-574-24	190	0-601-15	229	0-607-30	129
0-523-51	237	0-534-70	290	0-577-20	123	0-601-16	228	0-607-32	129
0-523-56	237	0-534-75	290	0-578-00	220, 222	0-601-17	229	0-607-34	129
0-523-65	237	0-534-90	291	0-578-03	221, 222	0-601-20	229	0-607-35	129
0-523-67	237	0-534-91	291	0-578-05	220, 222	0-601-21	229	0-607-40	129
0-523-68	239	0-534-92	291	0-578-06	221, 222	0-601-22	229	0-607-55	129
0-523-72	237	0-537-49	84	0-578-10	220, 222	0-601-26	228	0-607-75	129
0-523-73	237	0-537-52	84	0-578-12	221, 222	0-601-27	228	0-609-02	129
0-523-78	238	0-537-54	85	0-578-18	221, 222	0-601-29	230	0-609-04	129
0-523-89	237	0-537-56	85	0-578-20	220, 222	0-601-50	228	0-609-05	129
0-523-91	237	0-537-57	85	0-578-22	220, 222	0-601-51	231	0-609-10	129
0-523-92	237	0-538-53	85	0-578-24	221, 222	0-601-52	231	0-609-51	129
0-523-93	237	0-541-31	80	0-578-55	220, 222	0-601-55	228	0-609-53	129
0-523-96	237	0-542-03	282	0-579-51	138	0-601-57	231	0-609-65	129
0-523-98	241	0-557-00	186	0-584-90	203	0-601-58	231	0-612-00	133
0-523-99	241	0-557-01	186	0-590-00	236	0-601-61	231	0-613-00	292
0-524-00	278	0-557-05	186	0-591-00	203	0-601-62	231	0-615-00	186
0-524-72	277	0-557-21	187	0-591-50	203	0-601-69	230	0-620-00	292
0-524-74	277	0-557-29	187	0-592-00	186	0-601-90	228	0-620-01	292
0-524-99	277	0-557-37	187	0-593-00	249	0-601-91	231	0-621-06	190
0-525-03	236	0-557-38	187	0-593-01	249	0-601-92	228	0-621-09	190
0-525-26	240	0-557-39	187	0-593-03	250	0-603-00	130	0-621-12	190
0-525-30	239	0-557-50	186	0-593-04	250	0-603-01	130	0-621-59	190
0-525-32	240	0-557-52	186	0-593-05	250	0-603-02	130	0-621-62	190
0-525-35	240	0-557-60	187	0-593-07	250	0-603-03	134	0-622-06	190
0-525-36	240	0-557-61	187	0-593-12	248	0-603-04	130	0-622-09	190
0-525-40	239	0-557-80	187	0-593-16	250	0-603-05	130	0-622-12	190
0-525-42	239	0-557-81	187	0-593-18	250	0-603-06	134	0-623-06	190
0-525-43	240	0-557-82	187	0-593-24	248	0-603-10	130	0-623-09	190
0-525-62	239	0-557-83	187	0-593-51	249	0-603-50	130	0-623-12	190
0-525-81	239	0-560-02	169	0-593-53	249	0-603-99	134	0-623-59	190
0-525-86	240	0-560-04	169	0-593-54	249	0-605-00	120	0-623-62	190
0-525-92	240	0-560-12	169	0-593-55	250	0-605-01	121	0-642-00	252

0-642-04.....	252	0-657-13.....	139	0-668-85.....	89	0-699-64.....	283	0-727-06.....	260
0-642-14.....	251	0-657-20.....	140	0-668-87.....	91	0-699-67.....	284	0-727-07.....	260
0-642-15.....	251	0-657-21.....	140	0-668-88.....	91	0-699-68.....	283	0-727-08.....	260
0-642-16.....	250	0-657-22.....	140	0-668-89.....	91	0-699-72.....	284	0-727-09.....	260
0-642-17.....	250	0-657-30.....	140	0-668-92.....	91	0-699-74.....	283	0-727-10.....	260
0-642-18.....	251	0-657-31.....	140	0-668-93.....	93	0-699-86.....	283	0-727-11.....	258
0-642-19.....	251	0-657-32.....	140	0-668-94.....	93	0-699-90.....	282	0-727-12.....	257
0-642-24.....	251	0-657-37.....	140	0-668-95.....	93	0-699-92.....	283	0-727-13.....	258
0-642-26.....	250	0-657-38.....	140	0-669-13.....	93	0-699-93.....	282	0-727-14.....	258
0-642-27.....	250	0-657-39.....	140	0-669-25.....	93	0-702-00.....	286	0-727-15.....	258
0-642-28.....	251	0-657-40.....	140	0-673-63.....	254	0-702-10.....	286	0-727-16.....	258
0-642-30.....	251	0-657-50.....	140	0-673-65.....	254	0-702-50.....	286	0-727-17.....	260
0-642-31.....	250	0-658-00.....	131	0-673-77.....	254	0-703-00.....	286	0-727-18.....	260
0-642-32.....	250	0-658-01.....	131	0-674-00.....	285	0-703-20.....	173, 288	0-727-19.....	258
0-642-33.....	250	0-658-02.....	131	0-674-10.....	285	0-703-30.....	287	0-727-22.....	259
0-642-34.....	250	0-658-50.....	138	0-684-16.....	293	0-703-40.....	287	0-727-24.....	257
0-642-48.....	250	0-658-51.....	131	0-684-19.....	293	0-703-50.....	286	0-727-25.....	258
0-642-50.....	252	0-661-12.....	190	0-684-25.....	294	0-703-51.....	171, 286	0-727-26.....	258
0-642-51.....	252	0-661-18.....	190	0-684-66.....	293	0-703-52.....	287	0-727-27.....	258
0-642-52.....	251	0-661-24.....	190	0-684-69.....	293	0-703-53.....	287	0-727-28.....	258
0-642-53.....	251	0-662-12.....	190	0-687-01.....	131	0-703-54.....	286	0-727-29.....	258
0-642-55.....	252	0-662-18.....	190	0-687-11.....	131	0-703-60.....	287	0-727-32.....	259
0-642-60.....	252	0-662-24.....	190	0-687-50.....	131	0-703-70.....	286	0-727-33.....	224
0-642-62.....	252	0-663-12.....	190	0-688-00.....	176	0-703-80.....	288	0-727-34.....	259
0-642-65.....	252	0-663-18.....	190	0-689-00.....	176	0-703-85.....	288	0-727-35.....	226
0-642-66.....	251	0-664-25.....	292	0-690-50.....	137	0-703-90.....	288	0-727-40.....	259
0-642-67.....	251	0-665-55.....	110	0-690-51.....	137	0-703-99.....	288	0-727-41.....	259
0-642-70.....	252	0-665-70.....	110	0-690-55.....	137	0-704-00.....	289	0-727-42.....	259
0-642-74.....	252	0-665-75.....	110	0-692-09.....	232	0-704-20.....	289	0-727-43.....	224
0-645-00.....	132	0-665-80.....	110	0-692-16.....	232	0-704-21.....	289	0-727-44.....	259
0-645-50.....	137	0-668-04.....	90	0-692-19.....	232	0-704-25.....	289	0-727-47.....	259
0-645-60.....	135	0-668-05.....	90	0-692-66.....	232	0-704-55.....	289	0-727-50.....	261
0-645-70.....	135	0-668-06.....	90	0-693-09.....	232	0-705-01.....	118	0-727-51.....	263
0-646-50.....	135	0-668-10.....	90	0-693-16.....	232	0-705-02.....	118	0-727-52.....	263
0-647-02.....	277	0-668-11.....	90	0-693-19.....	232	0-705-03.....	118	0-727-53.....	263
0-647-10.....	276	0-668-13.....	90	0-693-66.....	232	0-705-11.....	118	0-727-54.....	264
0-647-20.....	276	0-668-14.....	91	0-693-69.....	232	0-705-12.....	118	0-727-55.....	264
0-647-31.....	276	0-668-18.....	89	0-693-90.....	232	0-705-21.....	118	0-727-56.....	264
0-647-34.....	276	0-668-21.....	92	0-693-98.....	236	0-705-22.....	118	0-727-57.....	264
0-647-36.....	276	0-668-22.....	92	0-693-99.....	236	0-705-23.....	118	0-727-58.....	264
0-647-42.....	276	0-668-23.....	92	0-695-09.....	232	0-705-24.....	118	0-727-59.....	265
0-647-60.....	276	0-668-25.....	91	0-695-16.....	232	0-705-25.....	118	0-727-60.....	265
0-647-96.....	277	0-668-29.....	90	0-695-19.....	232	0-705-26.....	118	0-727-62.....	259
0-647-98.....	277	0-668-30.....	91	0-695-66.....	233	0-714-03.....	154	0-727-63.....	260
0-647-99.....	277	0-668-32.....	92	0-695-67.....	233	0-715-00.....	242	0-727-64.....	260
0-648-50.....	274	0-668-33.....	92	0-695-69.....	233	0-715-01.....	242	0-727-68.....	261
0-648-75.....	275	0-668-34.....	92	0-695-90.....	232	0-715-14.....	243	0-727-70.....	259
0-648-80.....	274	0-668-35.....	92	0-696-03.....	198	0-715-23.....	243	0-727-71.....	259
0-649-23.....	273	0-668-37.....	93	0-696-05.....	198	0-715-24.....	243	0-727-72.....	259
0-649-29.....	273	0-668-40.....	89	0-696-13.....	198	0-717-00.....	242	0-727-74.....	259
0-649-40.....	272	0-668-41.....	92	0-696-63.....	198	0-717-01.....	242	0-727-76.....	260
0-649-43.....	273	0-668-42.....	92	0-697-10.....	177	0-717-05.....	243	0-727-83.....	224
0-649-50.....	272	0-668-43.....	92	0-697-15.....	177	0-717-10.....	243	0-728-02.....	262
0-649-80.....	274	0-668-51.....	89	0-697-20.....	177	0-717-11.....	243	0-728-04.....	262
0-649-93.....	272	0-668-52.....	89	0-698-01.....	294	0-717-12.....	243	0-728-06.....	261
0-650-00.....	253	0-668-53.....	89	0-698-16.....	293	0-717-13.....	243	0-728-10.....	262
0-656-00.....	135	0-668-55.....	88	0-698-18.....	294	0-717-23.....	243	0-728-12.....	261
0-656-02.....	135	0-668-56.....	88	0-698-19.....	293	0-717-25.....	243	0-728-13.....	262
0-656-03.....	135	0-668-57.....	88	0-698-25.....	294	0-717-33.....	243	0-728-14.....	261
0-656-04.....	135	0-668-65.....	88	0-698-68.....	293	0-718-08.....	294	0-728-15.....	261
0-656-05.....	135	0-668-66.....	88	0-698-69.....	293	0-726-06.....	259	0-728-16.....	262
0-657-00.....	139	0-668-67.....	91	0-699-52.....	284	0-726-12.....	259	0-728-23.....	262
0-657-01.....	139	0-668-68.....	91	0-699-53.....	284	0-726-13.....	258	0-728-24.....	261
0-657-02.....	139	0-668-69.....	91	0-699-57.....	285	0-726-24.....	259	0-728-25.....	262
0-657-03.....	139	0-668-80.....	93	0-699-59.....	285	0-726-25.....	258	0-728-26.....	261
0-657-11.....	139	0-668-82.....	89	0-699-62.....	283	0-726-30.....	263	0-728-27.....	261
0-657-12.....	139	0-668-84.....	89	0-699-63.....	282	0-727-02.....	258	0-728-30.....	263

NUMERICAL INDEX

0-728-31	263	0-770-09	32	0-775-91	46	0-856-15	213, 216	0-870-26	17
0-728-32	264	0-771-00	32	0-775-92	46	0-856-20	212, 216	0-870-28	16
0-728-33	264	0-771-04	32	0-775-93	46	0-856-22	213, 216	0-870-30	26
0-728-34	264	0-774-00A	13	0-775-95	47	0-856-25	212, 216	0-870-36	26
0-728-40	262	0-774-01A	13	0-775-99	46	0-856-27	212, 216	0-870-44	26
0-728-42	262	0-774-02A	11	0-776-00	21	0-856-30	213, 216	0-870-50	49
0-728-62	261	0-774-03A	13	0-776-01	40	0-856-41	212, 216	0-870-51	49
0-728-63	262	0-774-10	40	0-776-07A	37	0-856-42	212, 216	0-870-53	49
0-728-70	262	0-774-51	27	0-776-10A	37	0-856-51	213, 217	0-870-54	49
0-728-72	262	0-774-55	27	0-776-12	37	0-856-52	213, 217	0-870-58	14
0-728-74	261	0-774-70	38	0-776-49	24	0-856-55	213, 217	0-870-61	49
0-728-75	262	0-774-71	38	0-776-63	18	0-856-60	213, 217	0-870-63	8
0-729-00	268	0-774-72	24	0-776-63	18	0-856-65	213, 217	0-870-64	8
0-729-01	268	0-774-73	24	0-776-72A	21	0-856-66	213, 217	0-870-66	8
0-729-02	268	0-774-74	36	0-776-73	40	0-856-67	212	0-870-70	17
0-729-03	268	0-774-75	36	0-776-75A	22	0-856-70	212, 217	0-870-71	17
0-729-04	268	0-774-80	42	0-776-80	34	0-856-72	213, 217	0-870-73	17
0-729-05	205	0-774-81	42	0-776-93	46	0-856-75	212, 217	0-870-75	17
0-729-06	205	0-774-82	42	0-776-94	46	0-856-77	212, 217	0-870-80	26
0-731-32	154, 275	0-774-88	21	0-776-95	46	0-856-80	213, 217	0-875-00	33
0-731-33	154, 275	0-774-90	47, 48	0-776-96	46	0-856-84	215	0-875-02	28
0-732-00	154	0-774-93A	24	0-776-97	47	0-856-95	212-215	0-875-60	28
0-732-01	154	0-774-97	36	0-777-00	242	0-856-96	212-215	0-875-88	33
0-733-00	242	0-774-99	45	0-777-15	244	0-856-97	212-215	0-875-89	33
0-733-01	242	0-775-00	23	0-777-23	244	0-856-98	212-215	0-875-99	228
0-733-10	242	0-775-03	48	0-777-24	244	0-857-02	215, 218	0-876-00	33
0-733-25	153	0-775-04	42	0-780-51	126	0-857-05	215, 218	0-876-10	42
0-733-26	153	0-775-10	45	0-780-51	126	0-857-10	214, 218	0-876-18	35
0-733-27	153	0-775-14	45	0-781-51	126	0-857-15	215, 218	0-876-25	48
0-733-35	153	0-775-15A	35	0-781-61	126	0-857-16	214, 218	0-876-27	48
0-733-36	153	0-775-16A	37	0-782-52	126	0-857-20	214, 218	0-876-62	42
0-733-37	153	0-775-16ANTSC	37	0-782-62	126	0-857-22	215, 218	0-876-63	35
0-735-00	253	0-775-17A	24	0-784-52	126	0-857-25	214, 218	0-876-64	35
0-736-00	253	0-775-19	45	0-784-62	126	0-857-30	214, 218	0-876-69	34
0-737-00	253	0-775-20	46	0-785-52	126	0-857-31	215, 218	0-876-81	48
0-740-XX	256	0-775-21	45	0-785-62	126	0-857-52	215, 219	0-876-99	12, 33, 34
0-741-XX	256	0-775-22	45	0-786-52	126	0-857-58	215, 219	0-878-10	20
0-742-12	257	0-775-23	45	0-786-62	126	0-857-60	214, 218	0-883-85	246
0-742-24	257	0-775-24	35	0-789-62	126	0-857-65	215, 219	0-884-80	246
0-743-12	257	0-775-25	45	0-790-00	229	0-857-66	214, 219	0-884-95	246
0-743-23	93	0-775-27A	24	0-795-XX	127	0-857-72	215, 219	0-885-10	246
0-744-00	265	0-775-28	48	0-796-XX	127	0-857-75	214, 219	0-885-90	246
0-744-10	266	0-775-29	43, 48	0-798-00	290	0-857-77	215, 219	0-886-10	246
0-744-11	266	0-775-30A	22	0-798-10	126	0-862-05	246	0-886-80	246
0-744-12	266	0-775-31A	41	0-798-11	126	0-862-85	246	0-887-00	246
0-744-13	265	0-775-32	48	0-798-95	126	0-863-05	246	0-887-01	246
0-744-16	266	0-775-34A	22	0-798-96	290	0-863-65	246	0-890-30	247
0-744-22	265	0-775-35A	40	0-798-98	126	0-863-85	246	0-890-35	247
0-744-23	267	0-775-37	35	0-798-99	126	0-864-05	246	0-890-40	247
0-744-24	267	0-775-40	44, 48	0-834-10	199	0-864-80	246	0-891-00	247
0-744-25	267	0-775-41	25	0-852-00	241	0-864-95	246	0-891-01	247
0-744-26	267	0-775-42	44, 48	0-852-02	227	0-865-10	246	0-892-00	247
0-744-36	266	0-775-45	19	0-852-04	227	0-865-90	246	0-893-50	247
0-744-37	266	0-775-49	48	0-852-10	227	0-866-80	246	0-893-60	247
0-744-38	266	0-775-54	41	0-852-20	227	0-866-90	246	0-893-70	247
0-744-54	267	0-775-56A	21	0-852-30	225	0-867-00	246	0-893-80	247
0-744-62	266	0-775-58	48	0-852-50	226	0-867-01	246	0-894-30	247
0-767-40	104	0-775-64	48	0-852-51	226	0-870-01	27	0-894-40	247
0-767-41	105	0-775-66A	22	0-852-52	226	0-870-03	17	0-894-50	247
0-767-42	105	0-775-70	19	0-852-53	226	0-870-05	27	0-894-60	247
0-767-43	105	0-775-72	33, 34, 48	0-852-62	225	0-870-10	26	0-895-50	247
0-767-44	105	0-775-73	46	0-856-00	212, 216	0-870-13	17	0-895-60	247
0-767-60	104	0-775-74	46	0-856-02	213, 216	0-870-14	17	0-895-70	247
0-767-70	104	0-775-81	47	0-856-03	212, 216	0-870-18	15	0-895-80	247
0-770-00	32	0-775-83	46	0-856-05	213, 216	0-870-21	15	0-896-02	245
0-770-04	32	0-775-84	47	0-856-06	212	0-870-22	15	0-896-04	245
0-770-07	32	0-775-86A	11	0-856-10	213, 216	0-870-23	15	0-896-05	245

0-896-06	245	0-932-58	142	0-942-12	144	0-949-05	145	0-998-01F	149
0-896-10	245	0-932-61	142	0-942-14	144	0-950-01	146	0-999-13F	149
0-896-11	245	0-932-67	142	0-942-15	144	0-950-03	146	0-999-63F	149
0-896-13	245	0-932-71	142	0-942-18	144	0-950-05	146	1-002-81	185
0-896-14	245	0-932-72	142	0-942-21	144	0-951-00F	146	1-002-82	185
0-896-16	245	0-932-73	142	0-942-23	144	0-951-50F	146	1-002-83	185
0-896-17	245	0-932-74	142	0-942-25	144	0-951-51F	147	1-002-84	185
0-930-01	142	0-932-75	142	0-942-27	144	0-951-52F	146	1-002-85	185
0-930-02	142	0-932-81	142	0-942-28	144	0-952-00F	147	1-002-86	185
0-930-03	142	0-932-82	142	0-942-31	144	0-952-51F	146	1-002-87	185
0-930-04	142	0-932-87	142	0-942-34	144	0-953-00F	147	1-002-88	185
0-930-05	142	0-933-01	143	0-942-37	144	0-953-50F	147	1-018-01	157
0-930-06	142	0-933-02	143	0-942-38	144	0-953-51F	147	1-018-10	157
0-930-07	142	0-933-03	143	0-942-40	144	0-954-15	152	1-020-01	157
0-930-08	142	0-933-04	143	0-942-41	144	0-954-17	152	1-020-10	157
0-930-09	142	0-933-05	143	0-942-43	144	0-955-00F	147	1-023-00	158
0-930-10	142	0-933-06	143	0-942-45	144	0-961-01	152	1-100-01	158
0-930-11	142	0-933-07	143	0-942-46	144	0-961-57	152	1-100-04	158
0-931-01	142	0-933-08	143	0-942-47	144	0-961-58	152	1-100-10	158
0-931-02	142	0-933-09	143	0-942-48	144	0-975-35	153	1-100-99	159
0-931-03	142	0-933-10	143	0-942-51	144	0-976-10F	150	1-102-01	158
0-931-04	142	0-933-11	143	0-942-54	144	0-976-15F	150	1-102-10	158
0-931-05	142	0-933-15	143	0-942-57	144	0-977-01F	150	1-103-01	158
0-931-06	142	0-933-25	143	0-942-58	144	0-977-05F	150	1-103-10	158
0-931-07	142	0-933-27	143	0-942-61	144	0-977-10F	150	1-155-01	157
0-931-08	142	0-933-40	143	0-942-67	144	0-977-15F	150	1-224-01	157
0-931-09	142	0-933-41	143	0-942-71	144	0-978-01F	150	1-376-65	193
0-931-10	142	0-933-45	143	0-942-72	144	0-978-05F	150	1-376-67	193
0-931-11	142	0-933-75	143	0-942-74	144	0-979-05F	151	1-376-70	193
0-931-40	142	0-934-01	143	0-942-75	144	0-979-15F	150	1-376-75	193
0-932-01	142	0-934-05	143	0-942-81	144	0-980-01F	151	1-376-80	193
0-932-02	142	0-935-01	143	0-942-82	144	0-980-11F	150	1-376-82	193
0-932-03	142	0-935-03	143	0-942-87	144	0-981-00F	151	1-376-83	193
0-932-04	142	0-935-05	143	0-943-01	145	0-981-05F	151	1-379-08	198
0-932-05	142	0-936-01	143	0-943-02	145	0-981-10F	150	1-379-09	198
0-932-06	142	0-936-03	143	0-943-03	145	0-981-15F	150	1-379-10	198
0-932-07	142	0-936-05	143	0-943-04	145	0-982-00F	151	1-379-11	198
0-932-08	142	0-937-01	143	0-943-05	145	0-982-05F	151	1-379-12	198
0-932-09	142	0-937-03	143	0-943-06	145	0-982-10F	150	1-388-01	157
0-932-10	142	0-937-05	143	0-943-07	145	0-982-15F	150	1-558-01	157
0-932-11	142	0-938-01	143	0-943-08	145	0-983-00F	151	1-558-10	157
0-932-12	142	0-938-05	143	0-943-09	145	0-983-05F	151	1-558-99	159
0-932-14	142	0-939-01	143	0-943-11	145	0-983-10F	150	1-559-01	157
0-932-15	142	0-939-05	143	0-943-25	145	0-983-15F	150	1-559-10	157
0-932-18	142	0-940-01	144	0-943-27	145	0-984-00	151	2-001-01	160
0-932-21	142	0-940-05	144	0-943-41	145	0-984-05	151	2-001-02	160
0-932-23	142	0-941-01	144	0-943-45	145	0-985-00	151	2-001-03	161
0-932-24	142	0-941-02	144	0-943-75	145	0-985-05	151	2-001-05	160
0-932-25	142	0-941-03	144	0-944-01	145	0-988-00	152	2-001-06	160
0-932-27	142	0-941-04	144	0-944-03	145	0-989-00	152	2-001-09	162
0-932-28	142	0-941-05	144	0-944-05	145	0-990-00F	151	2-001-10	165
0-932-31	142	0-941-06	144	0-945-01	145	0-990-05F	151	2-001-11	165
0-932-34	142	0-941-07	144	0-945-02	145	0-993-00F	148	2-001-12	160
0-932-35	142	0-941-08	144	0-945-03	145	0-993-01F	148	2-001-13	161
0-932-37	142	0-941-09	144	0-945-05	145	0-993-40F	148	2-001-15	163
0-932-38	142	0-941-11	144	0-945-08	145	0-993-50F	148	2-001-16	165
0-932-40	142	0-942-01	144	0-946-01	145	0-994-50F	148	2-001-17	162
0-932-41	142	0-942-02	144	0-946-03	145	0-994-60F	148	2-001-18	162
0-932-42	142	0-942-03	144	0-946-05	145	0-995-00F	148	2-001-20	160
0-932-43	142	0-942-04	144	0-947-01	145	0-995-50F	148	2-001-21	160
0-932-45	142	0-942-05	144	0-947-03	145	0-997-00F	149	2-001-22	160
0-932-46	142	0-942-06	144	0-947-05	145	0-997-05F	149	2-001-23	160
0-932-47	142	0-942-07	144	0-948-01	146	0-997-10F	149	2-001-25	160
0-932-48	142	0-942-08	144	0-948-03	146	0-997-15F	149	2-001-26	161
0-932-51	142	0-942-09	144	0-948-05	146	0-997-20F	149	2-001-27	162
0-932-54	142	0-942-10	144	0-949-01	145	0-997-60F	149	2-001-28	161
0-932-57	142	0-942-11	144	0-949-03	145	0-997-65F	149	2-001-29	162

NUMERICAL INDEX

2-001-30.....	162	2-559-10.....	157	3-008-42.....	156	3-330-40.....	178	3-728-13.....	262
2-001-31.....	164	2-726-12.....	259	3-008-43.....	156	3-330-42.....	178	3-728-24.....	261
2-001-32.....	163	2-726-24.....	259	3-008-44.....	156	3-330-46.....	178	3-728-25.....	262
2-001-33.....	163	2-727-12.....	257	3-008-45.....	156	3-330-51.....	178	3-728-30.....	263
2-001-35.....	164	2-727-16.....	258	3-008-52.....	156	3-330-55.....	178	3-728-31.....	263
2-001-36.....	163	2-727-18.....	260	3-008-53.....	156	3-330-58.....	178	3-728-32.....	264
2-001-39.....	160	2-727-24.....	257	3-008-54.....	156	3-331-36.....	178	3-728-33.....	264
2-001-41.....	162	2-727-32.....	259	3-008-63.....	156	3-331-38.....	178	3-729-00.....	268
2-001-42.....	164	2-727-40.....	259	3-008-64.....	156	3-331-40.....	178	3-729-01.....	268
2-001-43.....	164	2-727-44.....	259	3-008-73.....	156	3-331-42.....	178	3-729-03.....	268
2-001-44.....	164	2-727-47.....	259	3-008-74.....	156	3-331-46.....	178	3-729-04.....	268
2-001-45.....	160	2-727-70.....	259	3-010-61.....	169	3-331-51.....	178	3-951-00F.....	146
2-001-46.....	162	2-727-71.....	259	3-010-62.....	169	3-331-55.....	178	3-951-50F.....	146
2-001-48.....	160	2-728-12.....	261	3-010-64.....	169	3-333-02.....	181	3-952-51F.....	146
2-001-49.....	165	2-728-13.....	262	3-010-65.....	169	3-333-03.....	181	3-953-00F.....	147
2-001-50.....	165	2-728-14.....	261	3-010-68.....	169	3-333-04.....	181	3-953-50F.....	147
2-001-51.....	165	2-728-15.....	261	3-011-02.....	175	3-333-06.....	181	3-953-52F.....	146
2-001-52.....	162	2-728-24.....	261	3-011-03.....	175	3-333-09.....	181	3-976-10F.....	150
2-001-53.....	164	2-728-25.....	262	3-011-04.....	175	3-333-12.....	181	3-976-15F.....	150
2-001-54.....	164	2-728-26.....	261	3-011-05.....	175	3-333-19.....	181	3-977-01F.....	150
2-001-55.....	164	2-728-27.....	261	3-011-12.....	175	3-333-25.....	181	3-977-05F.....	150
2-001-56.....	163	2-729-00.....	268	3-011-13.....	175	3-333-38.....	181	3-977-10F.....	150
2-001-57.....	163	2-729-03.....	268	3-011-14.....	175	3-372-03.....	192	3-977-15F.....	150
2-001-58.....	163	2-742-12.....	191	3-011-15.....	175	3-372-05.....	192	3-978-01F.....	150
2-001-59.....	162	2-742-21.....	191	3-011-21.....	167, 175	3-372-07.....	192	3-978-05F.....	150
2-001-60.....	162	380.....	29	3-011-22.....	167, 175	3-372-10.....	192	3-979-15F.....	150
2-001-61.....	162	3-001-02.....	160	3-011-23.....	167, 175	3-372-15.....	192	3-980-11F.....	150
2-001-62.....	161	3-001-03.....	161	3-011-24.....	167, 175	3-372-20.....	192	3-981-10F.....	150
2-001-63.....	161	3-001-07.....	161	3-011-32.....	173	3-372-90.....	201	3-981-15F.....	150
2-001-64.....	161	3-001-09.....	162	3-011-33.....	173	3-372-99.....	201	3-982-00F.....	151
2-001-65.....	160	3-001-10.....	165	3-011-34.....	173	3-375-01.....	193	3-982-05.....	151
2-001-66.....	160	3-001-11.....	165	3-011-36.....	173	3-375-02.....	193	3-982-05F.....	151
2-001-67.....	160	3-001-12.....	160	3-011-42.....	173	3-375-03.....	193	3-982-10F.....	150
2-001-68.....	160	3-001-13.....	161	3-011-43.....	173	3-375-05.....	193	3-982-15F.....	150
2-001-69.....	160	3-001-16.....	165	3-011-44.....	173	3-375-07.....	193	3-983-00F.....	151
2-001-70.....	160	3-001-19.....	162	3-011-46.....	173	3-375-10.....	193	3-983-10F.....	150
2-001-71.....	160	3-001-20.....	160	3-011-50.....	171	3-375-15.....	193	3-993-00F.....	148
2-001-72.....	160	3-001-21.....	160	3-011-51.....	171	3-375-20.....	193	3-993-01F.....	148
2-001-73.....	160	3-001-22.....	160	3-011-52.....	171	3-375-25.....	193	3-993-50F.....	148
2-018-01.....	157	3-001-23.....	160	3-011-53.....	171	3-375-30.....	193	3-997-60F.....	149
2-018-10.....	157	3-001-26.....	161	3-011-54.....	171	3-376-00.....	201	3-997-65F.....	149
2-020-01.....	157	3-001-27.....	162	3-011-55.....	171	3-376-02.....	201	3-999-13F.....	149
2-021-50.....	159	3-001-28.....	161	3-011-56.....	171	3-376-60.....	202	3-999-63F.....	149
2-023-00.....	158	3-001-32.....	163	3-011-60.....	171	3-376-85.....	202	4-204-03.....	153
2-100-01.....	158	3-001-35.....	164	3-011-61.....	171	3-376-90.....	202	4-204-05.....	153
2-100-04.....	158	3-001-36.....	163	3-011-62.....	171	3-378-00.....	202	4-204-06.....	153
2-100-10.....	158	3-001-41.....	162	3-011-63.....	171	3-378-13.....	194	4-204-07.....	153
2-100-99.....	159	3-001-42.....	164	3-011-64.....	171	3-378-14.....	194	4-204-09.....	153
2-102-01.....	158	3-001-45.....	160	3-011-65.....	171	3-378-85.....	202	4-445-06.....	65
2-102-10.....	158	3-001-46.....	162	3-011-66.....	171	3-431-05.....	155	4-445-08.....	65
2-103-01.....	158	3-001-47.....	162	3-011-95.....	173	3-431-20.....	155	4-445-24.....	65
2-103-10.....	158	3-001-48.....	160	3-011-96.....	173	3-431-75.....	155	4-445-60.....	65
2-155-01.....	157	3-001-49.....	165	3-011-97.....	173	3-432-20.....	155	4-445-95.....	65
2-224-01.....	157	3-001-50.....	165	3-011-98.....	173	3-432-75.....	155	4-445-96.....	65
2-333-02.....	181	3-001-51.....	165	3-013-07.....	176	3-531-05.....	128	4-445-97.....	65
2-333-03.....	181	3-001-52.....	162	3-013-17.....	176	3-593-18.....	250	4-445-98.....	65
2-333-04.....	181	3-003-50.....	169	3-013-21.....	176	3-609-05.....	129	4-531-11.....	128
2-333-06.....	181	3-005-18.....	166	3-013-23.....	176	3-609-10.....	129	4-531-13.....	128
2-333-09.....	181	3-005-20.....	167	3-111-32.....	173	3-727-12.....	257	4-531-18.....	128
2-333-12.....	181	3-008-21.....	156	3-111-33.....	173	3-727-13.....	258	4-609-54.....	129
2-333-19.....	181	3-008-22.....	156	3-111-34.....	173	3-727-18.....	260	4-699-57.....	285
2-333-25.....	181	3-008-23.....	156	3-111-36.....	173	3-727-25.....	258	4-727-18.....	260
2-388-01.....	157	3-008-24.....	156	3-111-42.....	173	3-727-51.....	263	4-774-24.....	16
2-558-01.....	157	3-008-32.....	156	3-111-43.....	173	3-727-52.....	263	4-774-34.....	9
2-558-10.....	157	3-008-33.....	156	3-111-44.....	173	3-727-56.....	264	4-774-35.....	9
2-558-99.....	159	3-008-34.....	156	3-111-46.....	173	3-727-70.....	259	4-774-40.....	37
2-559-01.....	157	3-008-35.....	156	3-330-38.....	178	3-728-12.....	261	4-774-50.....	9

4-774-60	9	4-934-57	142	5-692-19	232	7-005-67	111, 114	L-00H-09W	111, 117
4-774-72	9	4-934-58	142	5-692-66	232	7-005-81	111, 114	L-00H-11W	111, 116
4-774-73	9	4-934-59	142	5-693-09	232	7-005-81A	112, 114	L-001-49R	112
4-774-99	45	4-934-60	142	5-693-16	232	7-005-84	111, 114	L-001-49W	112
4-775-00	27	4-934-61	142	5-693-19	232	7-008-96	111, 117	L-001-49Y	112
4-775-04	41	4-936-01	143	5-693-69	232	7-009-21B	111, 115	L-002-4W	114
4-775-05	23	4-936-05	143	5-693-99	236	7-090-05	111, 116	L-002-07W	111, 112
4-775-06	23	4-937-01	143	5-698-01	294	7-090-06	111, 117	L-002-41W	112
4-775-44	19	4-937-05	143	5-698-18	294	7-999-12	111	L-002-41Y	112
4-775-53	19	4-940-01	144	6-018-01	157	7-999-24	111	L-002-42B	112, 114
4-775-71	48	4-945-01	145	6-100-01	158	8-00H-11	111, 116	L-002-42W	112
4-775-72	48	4-945-05	145	6-100-04	158	8-00H-11A	112, 116	L-002-46W	112
4-775-73	48	4-946-01	145	6-100-99	159	8-001-49	112	L-002-49W	112, 113
4-775-94	19	4-946-05	145	6-102-01	158	8-001-50	112, 113	L-003-34W	112, 114
4-775-97	48	4-952-00F	147	6-103-01	158	8-002-07	111, 112	L-003-80W	111, 114
4-776-00	10	4-953-50F	147	6-558-01	157	8-002-09	111, 113	L-003-82W	111, 112
4-776-04	43	4-953-52F	146	6-558-99	159	8-002-33	111, 113	L-003-82WW	111, 116
4-776-05	25	4-976-10F	150	6-559-01	157	8-002-39	111, 114	L-004-48W	111, 116
4-776-06	43	4-976-15F	150	7-00H-11	111, 116	8-002-41	112	L-004-72W	111, 116
4-776-08	44	4-978-01F	150	7-00H-11A	112, 116	8-002-42	112, 114	L-004-99W	111, 117
4-776-09	47	4-978-05F	150	7-001-49	112	8-002-45	111, 112	L-005-01W	111, 115
4-776-21	14	4-981-10F	150	7-001-50	112, 113	8-002-46	112	L-005-07B	112, 115
4-776-22	43	4-981-15F	150	7-002-07	111, 112	8-002-49	112, 113	L-005-07W	112, 115
4-776-23	44	4-994-50F	148	7-002-33	111, 113	8-002-74	112, 114	L-005-07Y	112, 115
4-776-25	25	4-998-01F	149	7-002-39	111, 114	8-002-76	112, 114	L-005-08W	112, 115
4-776-45	24	4-999-13F	149	7-002-41	112	8-002-88	111, 113	L-005-81Y	111, 114
4-776-81	33	520-004	29	7-002-42	112, 114	8-002-89	112, 113	LBM3_4-2MV	96
4-776-83	46	530	29	7-002-45	111, 112	8-003-34	112, 114	LLEDWCW500PV3	95
4-776-84	46	5-018-01	157	7-002-46	112	8-003-46	112, 113	LLEDWCW500PV3/2	95
4-776-85	46	5-100-01	158	7-002-49	112, 113	8-003-80	111, 114	LLEDWCW1000PV3	95
4-776-86	46	5-100-04	158	7-002-65	111, 114	8-003-80W	111, 115	LLEDWCW1000PV3/2	95
4-776-90	33	5-100-99	159	7-002-86	111, 115	8-003-82	111, 112	LLL2CW250	95
4-776-95	45	5-102-01	158	7-002-88	111, 113	8-003-82W	111, 116	LLL2CW500	95
4-776-97	45	5-103-01	158	7-002-89	112, 113	8-003-82WA	111, 116	LLL2CW500/2	95
4-776-98	45	5-372-90	201	7-003-34	112, 114	8-004-33E	112, 113	LPD3_4-3MVPIR	94
4-876-01	12	5-372-99	201	7-003-46	112, 113	8-004-34	111, 115	LSI3_2-1MV	94
4-876-08	18	5-376-60	202	7-003-80	111, 114	8-004-34F	112, 115	LSI3_2-3MV	94
4-876-09	18	5-376-90	202	7-003-80W	111, 115	8-004-48	111, 116	LSI3_6-1MV	94
4-876-68	34	5-376-99	202	7-003-82	111, 112	8-004-53	111, 116	LSI3_6-1MVPIR	94
4-876-70	34	5-431-45	155	7-003-82W	111, 116	8-004-60	112, 116	LSI5CW250	95
4-876-89	34	5-431-55	155	7-003-82WA	111, 116	8-004-66	112, 116	LSI5CW500	95
4-932-01	142	5-432-45	155	7-004-33C	111, 113	8-004-72	111, 116	LSI5CW500S	95
4-932-02	142	5-432-55	155	7-004-33D	111, 113	8-004-75	112, 116	LSI5CW500S/2	95
4-932-03	142	5-527-00	187	7-004-33E	112, 113	8-004-99	111, 117	LSI6_6-3MV	96
4-932-04	142	5-528-00	187	7-004-34	111, 115	8-004-99A	112, 117	LSI7_5-3MV	96
4-932-05	142	5-558-01	157	7-004-48	111, 116	8-005-01	111, 115	LSI7_5-3MVBWH	96
4-932-06	142	5-558-99	159	7-004-53	111, 116	8-005-01A	111, 115	LSI8_4-3MV	96
4-932-07	142	5-559-01	157	7-004-60	112, 116	8-005-05	112, 115	LSI8_4-3MVBWH	96
4-932-08	142	5-591-50	203	7-004-66	112, 116	8-005-07	112, 115	SA950	29
4-932-09	142	5-592-00	186	7-004-72	111, 116	8-005-66	111, 113	STAND10	208
4-932-10	142	5-615-00	186	7-004-75	112, 116	8-005-67	111	STAND11	280
4-932-11	142	5-661-12	190	7-004-99	111, 117	8-005-81	111, 114	STAND12	280
4-932-17	142	5-661-18	190	7-004-99A	112, 117	8-005-81A	112, 114	STAND17	280
4-934-51	142	5-661-24	190	7-005-01	111, 115	8-008-74	112	STAND18	245
4-934-52	142	5-662-12	190	7-005-01A	111, 115	8-009-21B	111, 115	STAND19	280
4-934-53	142	5-662-18	190	7-005-04	111, 115	8-090-06	111, 117		
4-934-54	142	5-662-24	190	7-005-07	112, 115	EA5050	29		
4-934-55	142	5-692-09	232	7-005-66	111, 113	E-ED5050A	55		
4-934-56	142	5-692-16	232	7-005-66A	112, 113	L-00G-41W	111, 115		

NOTES

A series of horizontal dotted lines for taking notes, spanning the width of the page.

NOTES

A series of horizontal dotted lines for taking notes.

90 YEARS' EXCELLENCE

DURITE

- EST. 1936 -

QUALITY
FIRST

2026

durite.co.uk



OUR COMMITMENT

- + Reliable, high-quality Durite parts
- + Dedicated & qualified technical support
- + Competitive pricing
- + Exceptional stock availability
- + Outstanding customer service



+44 (0) 1255 555200

sales@durite.co.uk

www.durite.co.uk

Clarience™
TECHNOLOGIES



SCAN NOW
TO EXPLORE THE
RANGE ONLINE